



US00D604201S

(12) **United States Design Patent**
Kawaguchi et al.

(10) **Patent No.:** **US D604,201 S**

(45) **Date of Patent:** **** Nov. 17, 2009**

(54) **TRUCK VEHICLE**

(75) Inventors: **Yukinori Kawaguchi**, Saitama (JP);
Ichiro Koizumi, Saitama (JP); **Mike Chan**, Torrance, CA (US)

(73) Assignee: **Honda Motor Co., Ltd.**, Tokyo (JP)

(**) Term: **14 Years**

(21) Appl. No.: **29/304,555**

(22) Filed: **Mar. 4, 2008**

(51) **LOC (9) Cl.** **12-13**

(52) **U.S. Cl.** **D12/14; D12/16**

(58) **Field of Classification Search** D12/87,
D12/86, 1, 433, 15, 16, 107, 82, 88, 89, 90,
D12/91, 92, 93; D15/30; D21/803; 180/233,
180/908; 280/DIG. 5, 183, 184, 185, 186,
280/28, 37.7

See application file for complete search history.

(56) **References Cited**

U.S. PATENT DOCUMENTS

D436,557 S *	1/2001	Selby et al.	D12/14
D439,548 S *	3/2001	Kouchi et al.	D12/1
6,523,879 B2 *	2/2003	Mizuta	296/71
D494,890 S *	8/2004	Katoh	D12/14
D498,435 S *	11/2004	Saito et al.	D12/1
D503,905 S *	4/2005	Saito et al.	D12/1
D504,638 S *	5/2005	Tanaka et al.	D12/14
D511,317 S *	11/2005	Tanaka et al.	D12/1
7,093,580 B2 *	8/2006	McLeod	123/376
7,140,670 B2 *	11/2006	Olson	296/190.08
D548,149 S *	8/2007	Woodard et al.	D12/173
D548,150 S *	8/2007	Woodard et al.	D12/173

7,367,247 B2 *	5/2008	Horiuchi et al.	74/606 R
7,422,267 B2 *	9/2008	Curtis et al.	296/146.12
D578,433 S *	10/2008	Kawaguchi et al.	D12/14
D578,934 S *	10/2008	Tanaka et al.	D12/14
2005/0212244 A1 *	9/2005	Bobbitt et al.	280/86.751
2008/0230294 A1 *	9/2008	Smith et al.	180/233

OTHER PUBLICATIONS

“Polaris Ranger” appeared on the website /http://www.polarisindustries.com/en-us/Ranger/, by Plaris Industries.

“Kawasaki Mule 3000” published on a catalog by Kawasaki Motors Corporation U.S.A. in 2004.

* cited by examiner

Primary Examiner—T. Chase Nelson

Assistant Examiner—Ania K Dworzecka

(74) *Attorney, Agent, or Firm*—Westerman, Hattori, Daniels & Adrian, LLP.

(57) **CLAIM**

What is claimed is; the ornamental design for, a truck vehicle, as shown and described.

DESCRIPTION

FIG. 1 is a front perspective view of a truck vehicle, showing our new design;

FIG. 2 is a rear perspective view thereof;

FIG. 3 is a right side elevation view thereof;

FIG. 4 is a left side elevation view thereof;

FIG. 5 is a top plan view thereof;

FIG. 6 is a rear elevation view thereof; and,

FIG. 7 is a front elevation view thereof.

1 Claim, 5 Drawing Sheets






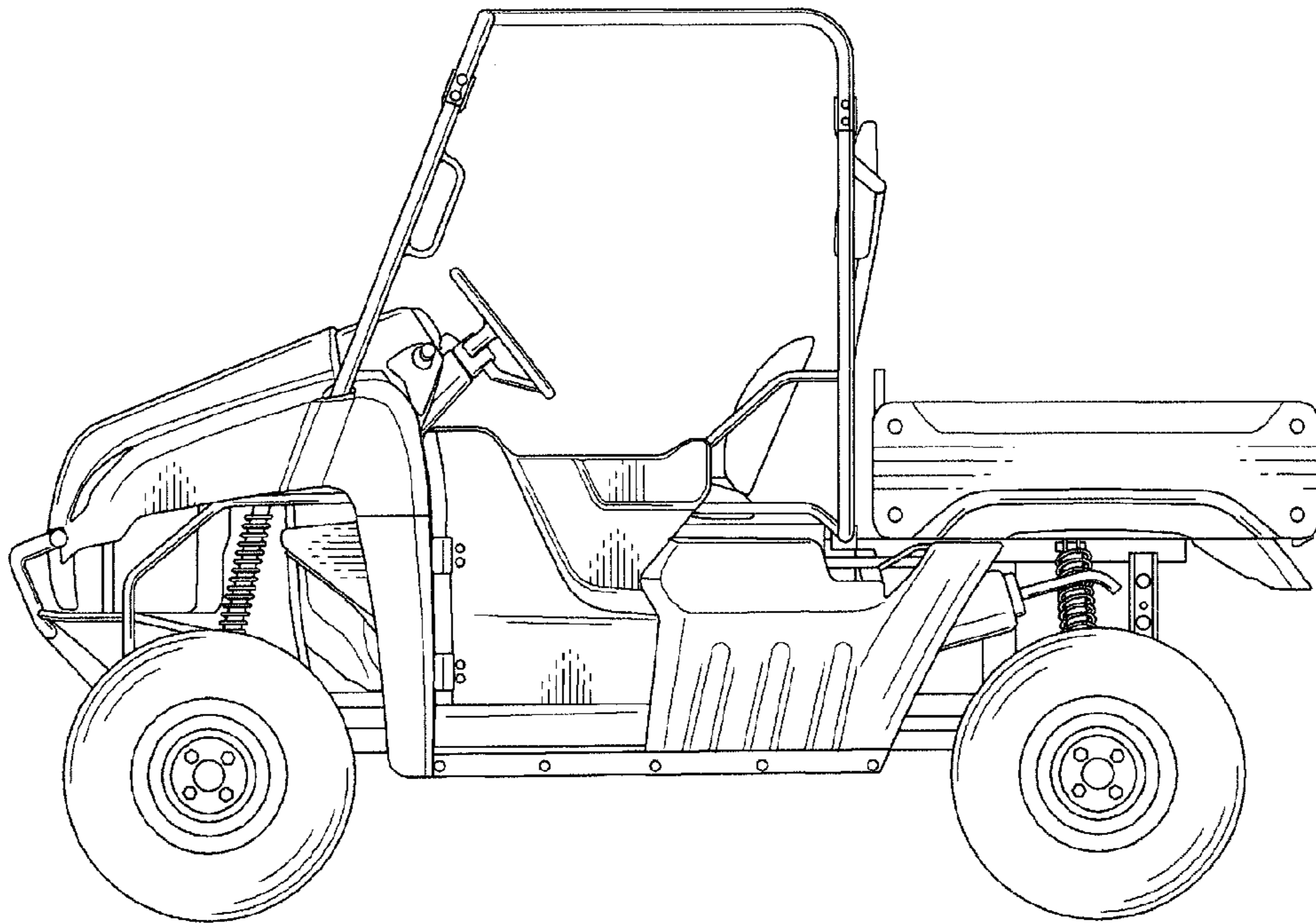
FIG. 1



F I G. 2



F I G. 3



F I G. 4

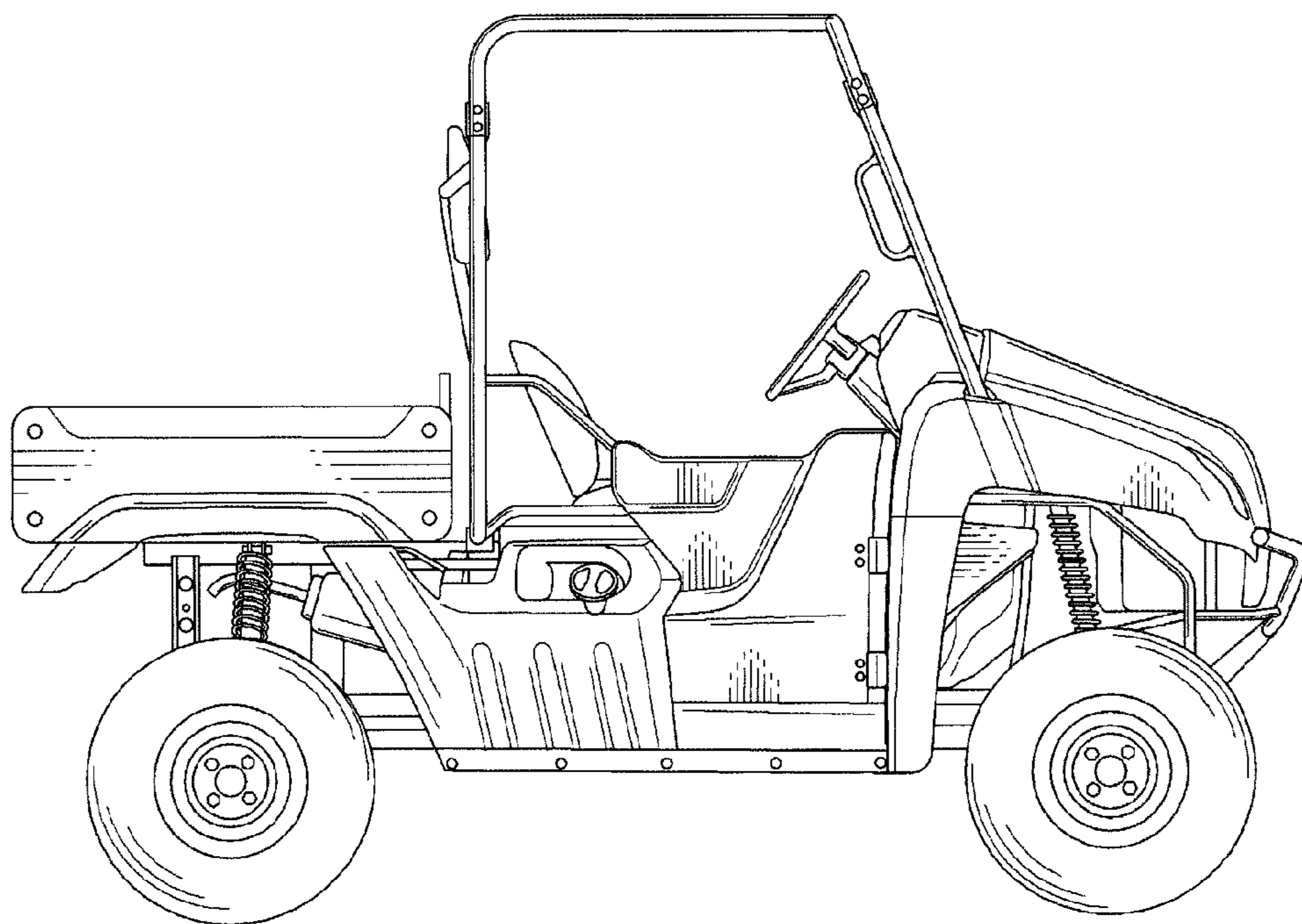
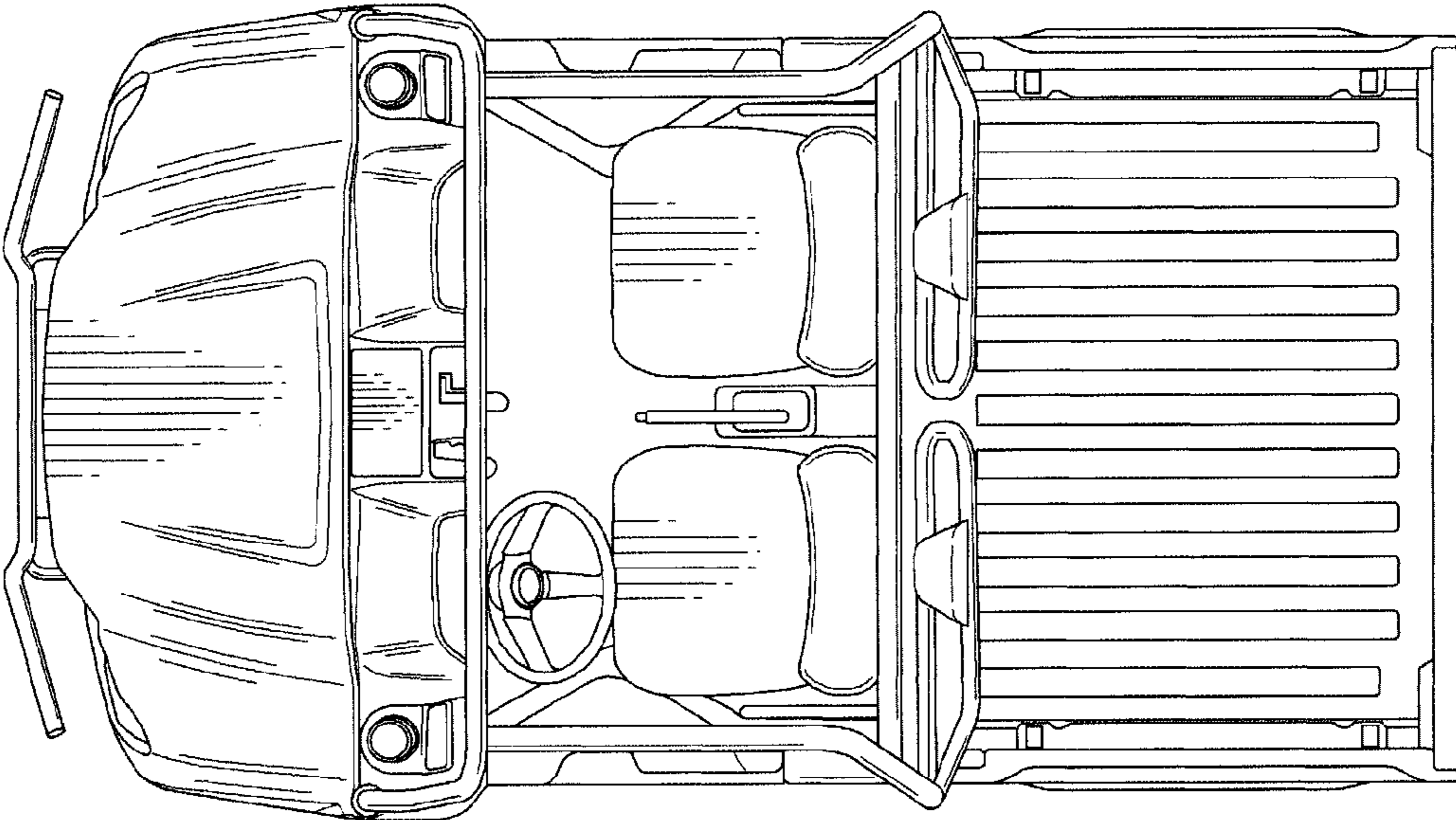
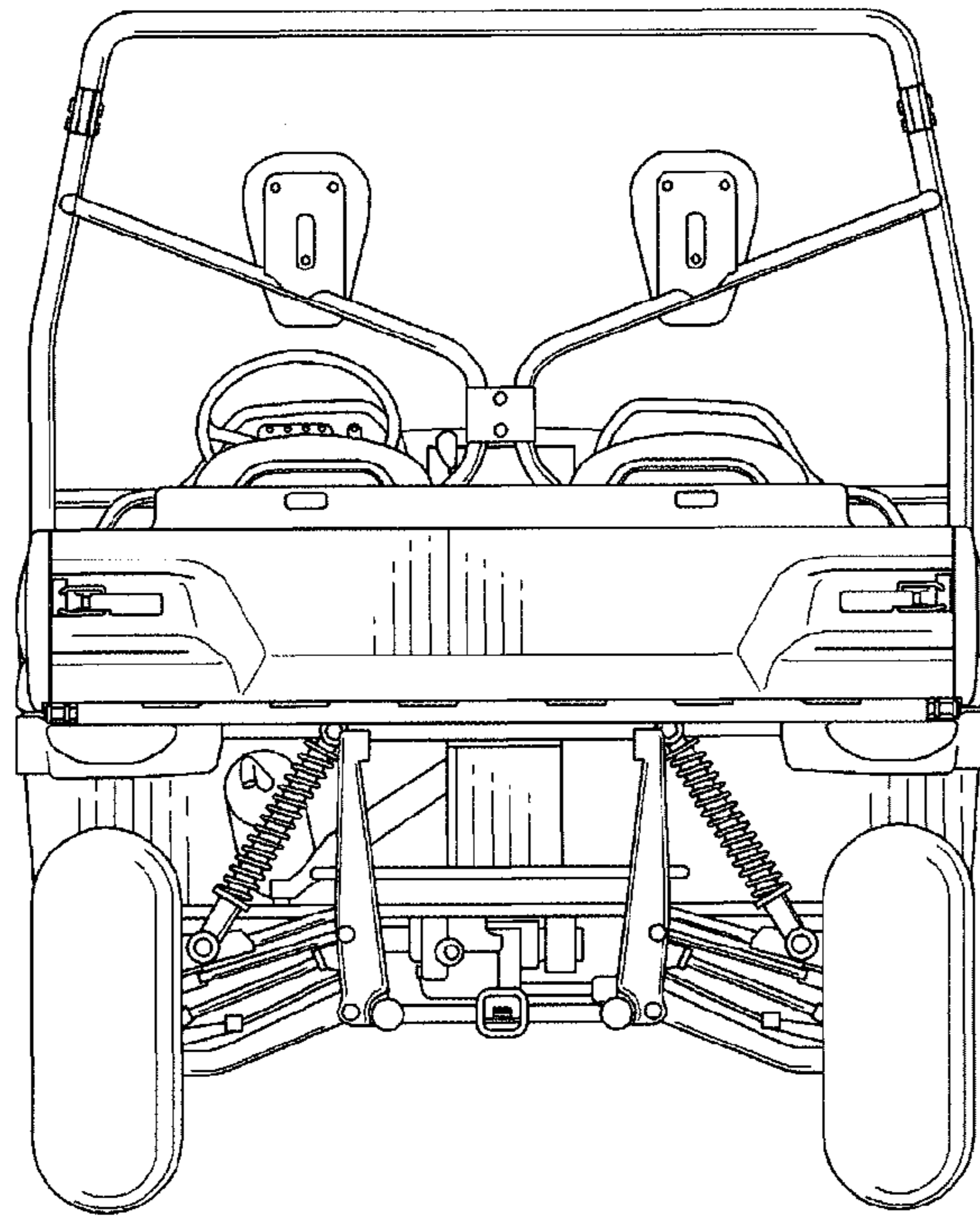


FIG. 5



F I G. 6



F I G. 7

