



US00D604191S

(12) **United States Design Patent**
Ohara et al.

(10) **Patent No.:** **US D604,191 S**

(45) **Date of Patent:** **** *Nov. 17, 2009**

(54) **BRACELET**

(76) Inventors: **Nariko Ohara**, 538-18,
Ayameikeminami 7-chome, Nara-shi (JP)
631-0033; **Kuniaki Takamatsu**, 34-22,
Oaza, Shinchaya, Meiwa-cho, Taki-gun,
Mie (JP) 515-0314

(**) Term: **14 Years**

(21) Appl. No.: **29/310,462**

(22) Filed: **Aug. 19, 2008**

(51) **LOC (9) Cl.** **11-01**

(52) **U.S. Cl.** **D11/3**

(58) **Field of Classification Search** D11/1-26;
63/1.11, 3, 3.1, 3.2, 5.1, 5.2, 7-11, 15; D2/610,
D2/621, 858, 999

See application file for complete search history.

(56) **References Cited**

U.S. PATENT DOCUMENTS

D317,730 S * 6/1991 Mo D11/5
D335,023 S * 4/1993 Hutcheson D2/612
D369,893 S * 5/1996 Thrussell D29/120.1
D438,374 S * 3/2001 Hayman D3/215
D453,985 S * 3/2002 Casey D2/610
D487,171 S * 2/2004 Miller D29/120.1
D512,832 S * 12/2005 Charles, Jr. D3/215

FOREIGN PATENT DOCUMENTS

JP 10-118152 A 5/1998

OTHER PUBLICATIONS

White and Gray Stripe Tennis SType Wristband Sweatband. www.terrywristband.com.*
Red/Yellow/Green Wristband. www.chinatraderonline.com.*
Rainbow Terry Wristband. www.clubthings.com.*
Tennis Style Wristband Sweatband. http://www.made-in-china.com/image/2f0j00uvmtbz0jhtvim/terry-wrist-band.jpg.*

Wristband. www.made-in-china.com/image/2f0j00letnkhwyiqum/wristband-shw-9017-.jpg.*

Rainbow Terry Wristband. www.clubthings.com/media/10249_lg.jpg.*

Wristband by AMEDISK Limited, webpage of http://www.amedisk.com/catalogo/product_info.php?cPath=126&products_id=1833&osCsid=471a5e87d65964e5138f8d9244e822e8 published Jun. 13, 2008.

* cited by examiner

Primary Examiner—Cathron C Brooks

Assistant Examiner—Melanie Levy

(74) *Attorney, Agent, or Firm*—Darby & Darby P.C.

(57) **CLAIM**

The ornamental design for bracelet, as shown and described.

DESCRIPTION

The file of this patent contains at least one drawing executed in color. Copies of this patent with color drawing(s) will be provided by the Office upon request and payment of the necessary fee.

FIG. 1 is a top right front perspective view thereof;

FIG. 2 is a top plan view thereof;

FIG. 3 is a bottom plan view thereof;

FIG. 4 is a front side elevation view thereof;

FIG. 5 is a back side elevation view thereof;

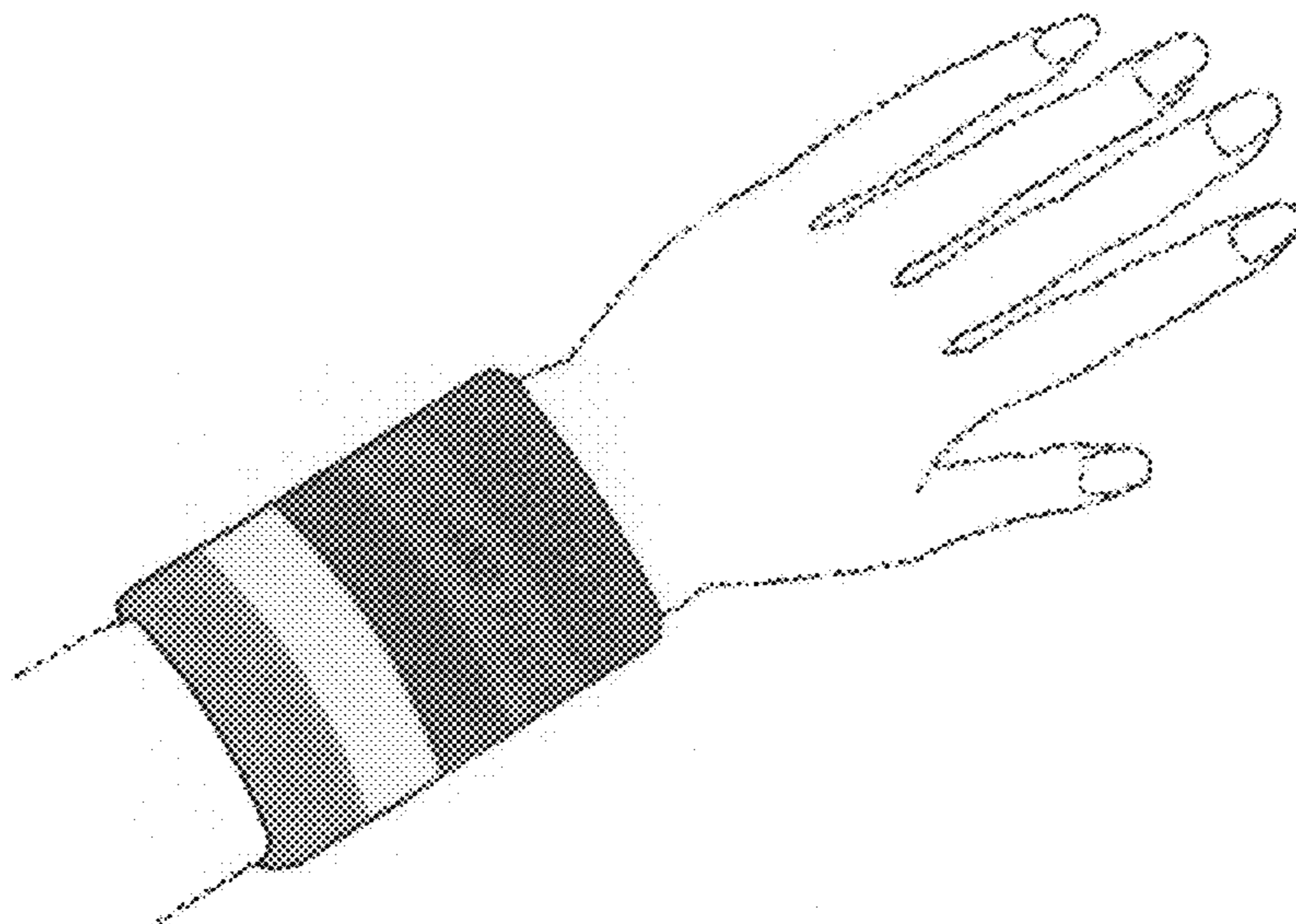
FIG. 6 is a right side elevation view thereof;

FIG. 7 is a left side elevation view thereof; and,

FIG. 8 is another top right front perspective view thereof, shown in its environment.

The broken lines shown in FIG. 8 represent unclaimed portions of the design and form no part thereof.

1 Claim, 4 Drawing Sheets
(4 of 4 Drawing Sheet(s) Filed in Color)








FIGURE 1



F I G U R E 2



F I G U R E 3




FIGURE 4




FIGURE 5




FIGURE 6




FIGURE 7

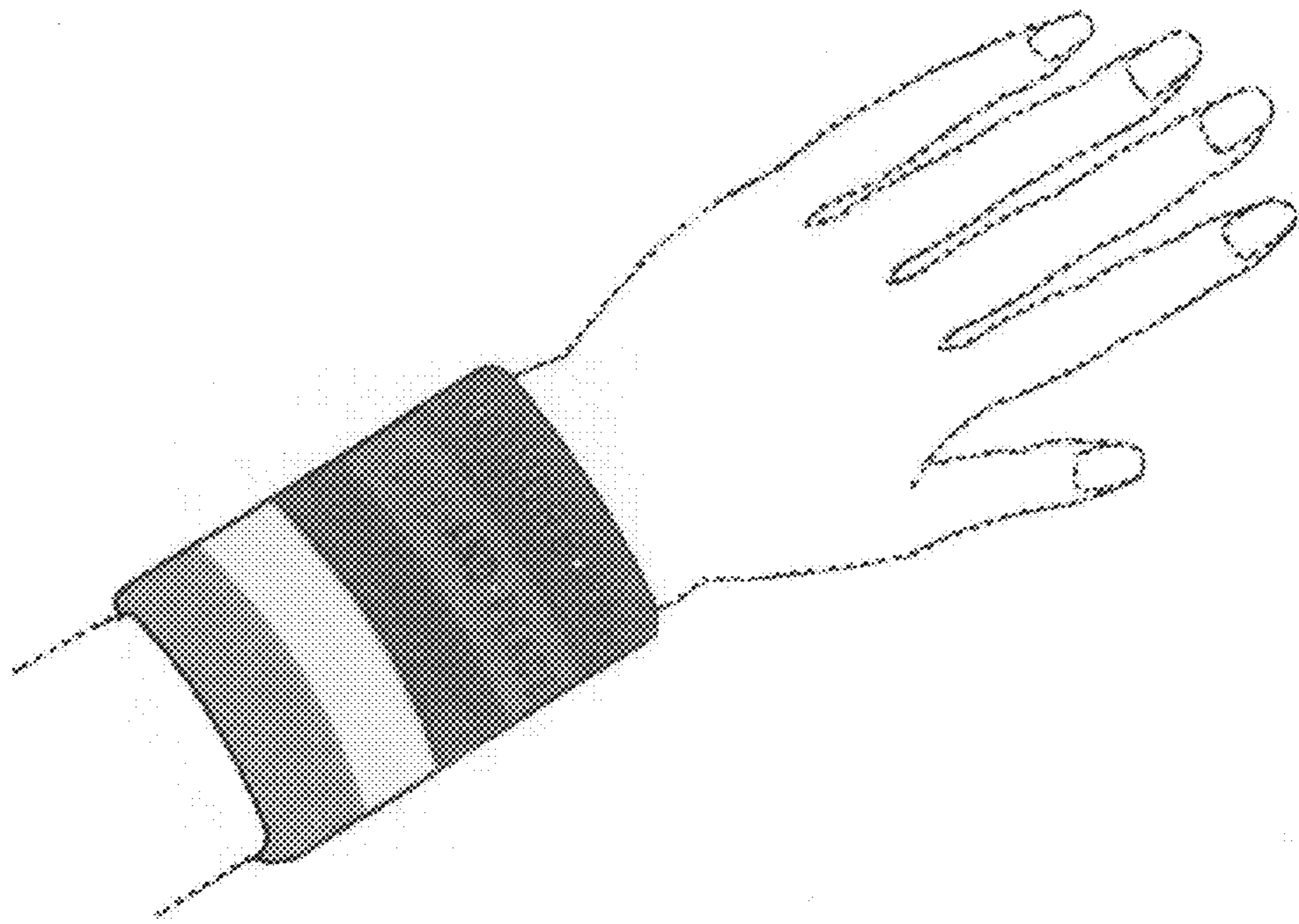


FIGURE 8