



US00D604169S

(12) **United States Design Patent**  
**Melossi**

(10) **Patent No.:** **US D604,169 S**

(45) **Date of Patent:** **\*\* Nov. 17, 2009**

(54) **BOTTLE**

(75) Inventor: **Alfredo Melossi**, Guayaquil (EC)

(73) Assignee: **PepsiCo, Inc.**, Purchase, NY (US)

(\*\*) Term: **14 Years**

(21) Appl. No.: **29/330,607**

(22) Filed: **Jan. 9, 2009**

(51) **LOC (9) Cl.** ..... **09-01**

(52) **U.S. Cl.** ..... **D9/538; D9/552**

(58) **Field of Classification Search** ..... D9/502,  
D9/516, 690-692, 537-540, 544, 546, 549,  
D9/552, 556-557, 565-566, 574-575, 643-648,  
D9/772-776; 215/382-384; 220/660, 669,  
220/675; D24/197

See application file for complete search history.

(56) **References Cited**

**U.S. PATENT DOCUMENTS**

D164,677 S *	10/1951	Du Pree	.....	D9/557 X
D260,564 S *	9/1981	Jedzinak et al.	.....	D28/89
D266,815 S *	11/1982	Durand	.....	D7/530 X
D329,170 S *	9/1992	Hoffer	.....	D7/509
D340,771 S *	10/1993	Levy et al.	.....	D24/197
D371,490 S *	7/1996	Wilson	.....	D7/521
D381,272 S *	7/1997	Coons	.....	D9/540
D383,679 S *	9/1997	Wilson et al.	.....	D9/552
D386,088 S *	11/1997	Satoh	.....	D9/552 X
D409,496 S *	5/1999	Ramsey	.....	D9/775
5,906,286 A *	5/1999	Matsuno et al.	.....	220/675 X

6,149,024 A *	11/2000	Deemer et al.	.....	215/382
D444,675 S *	7/2001	Kerman	.....	D7/521
D455,964 S *	4/2002	Patterson	.....	D9/552
D462,013 S *	8/2002	Iizuka et al.	.....	D9/538
D499,967 S *	12/2004	Carlson et al.	.....	D9/552
D563,225 S *	3/2008	Mongeon et al.	.....	D9/516
D600,559 S *	9/2009	Lepoitevin	.....	D9/538
2007/0068894 A1 *	3/2007	Iwashita et al.	.....	215/382

\* cited by examiner

*Primary Examiner*—Carol Rademaker

(74) *Attorney, Agent, or Firm*—Banner & Witcoff, Ltd.

(57) **CLAIM**

The ornamental design for a bottle, as shown and described.

**DESCRIPTION**

FIG. 1 is a front left perspective view of a bottle showing my new design;

FIG. 2 is a left side view thereof;

FIG. 3 is a front view thereof;

FIG. 4 is a right side view thereof;

FIG. 5 is a rear view thereof;

FIG. 6 is a top view thereof; and,

FIG. 7 is a bottom view thereof.

The dashed line showing in the drawings is for illustrative purposes only and forms no part of the claimed design. The dot-dash-dot line showing in the drawings defines the boundary of the claim and forms no part of the claimed design.

**1 Claim, 4 Drawing Sheets**


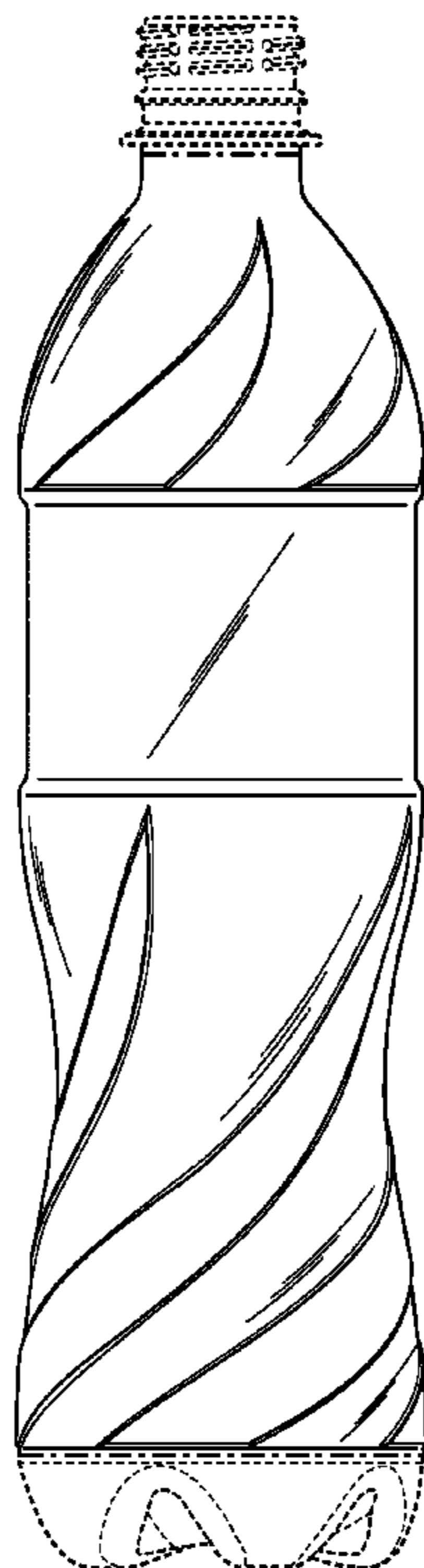
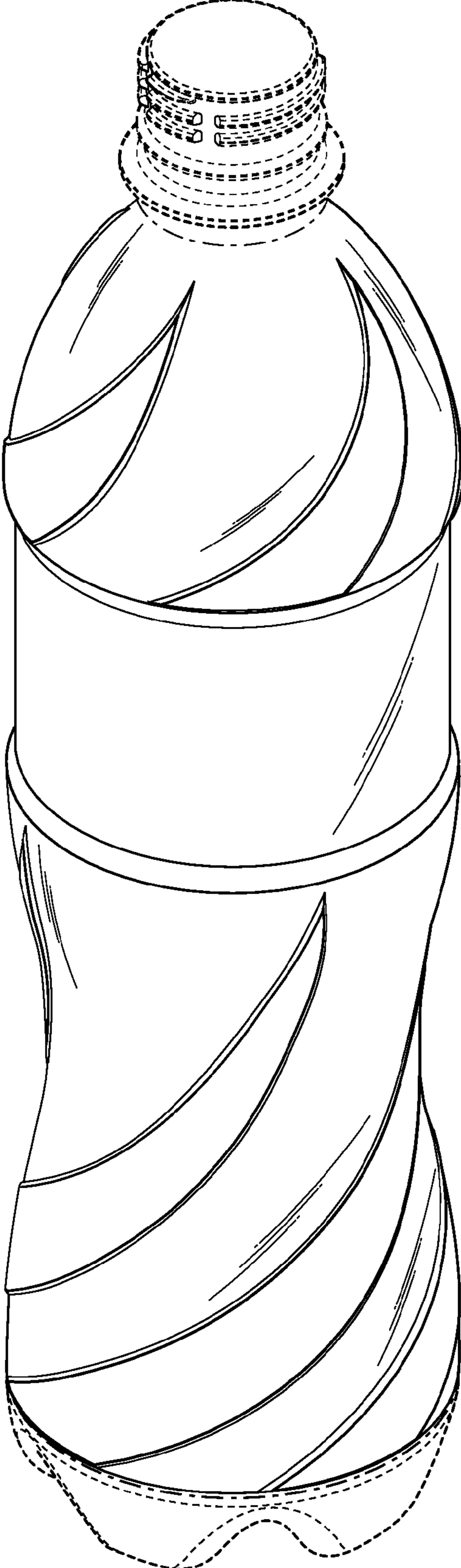
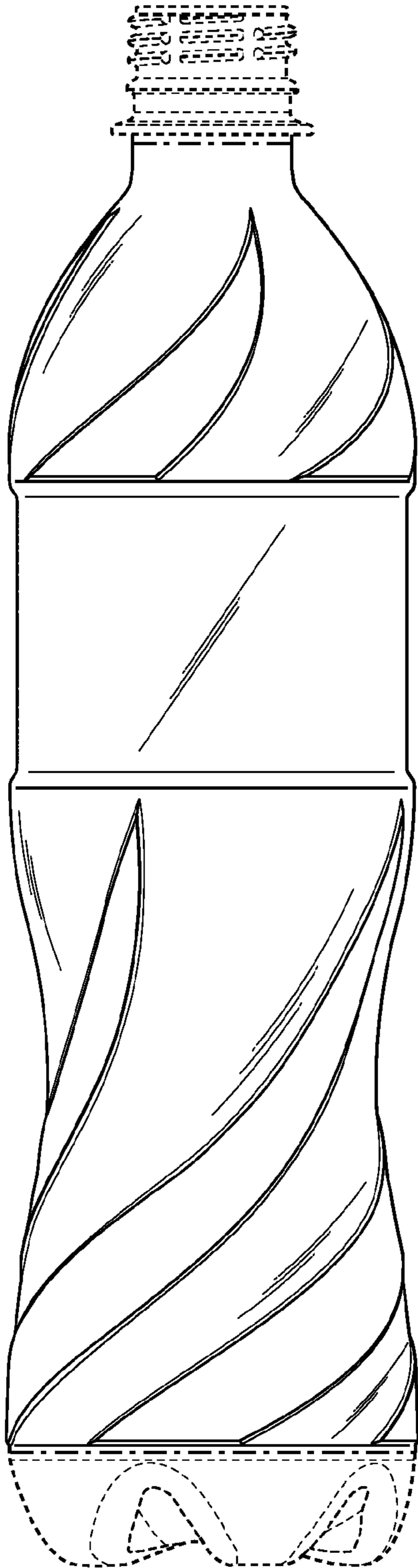


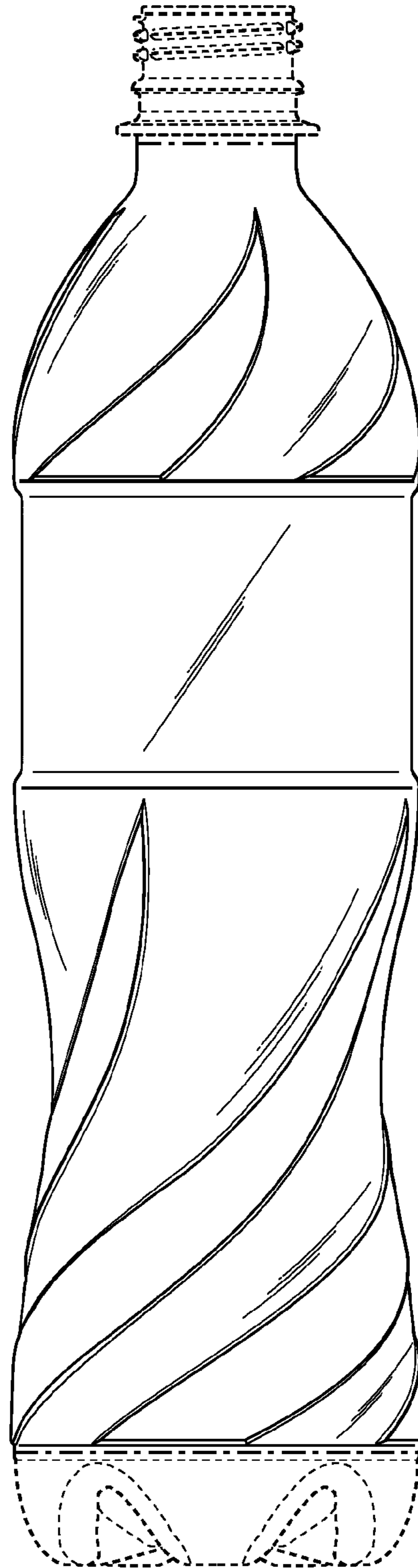
Fig. 1



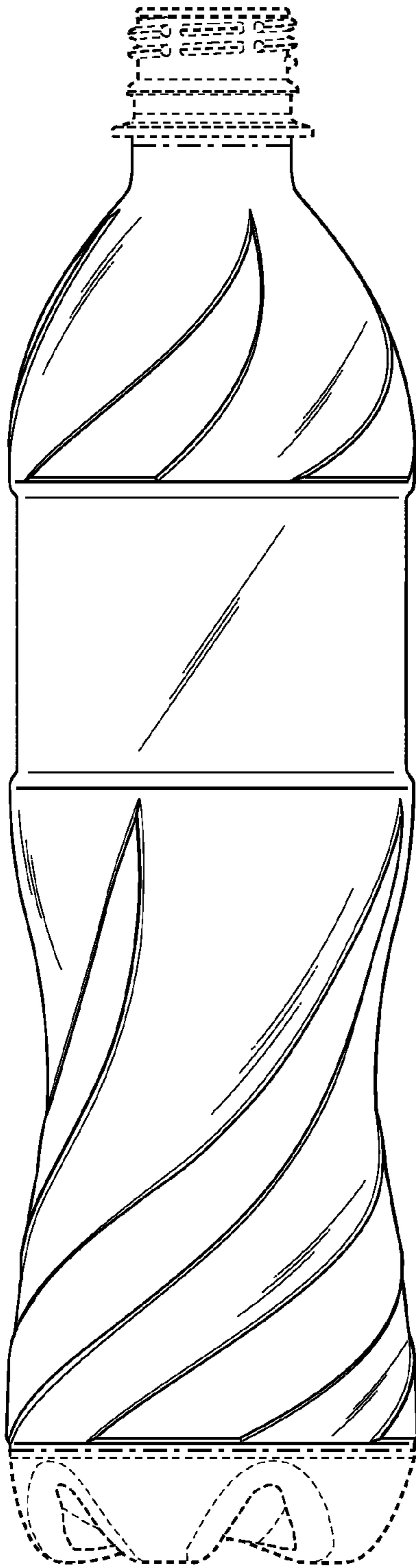
**Fig. 2**



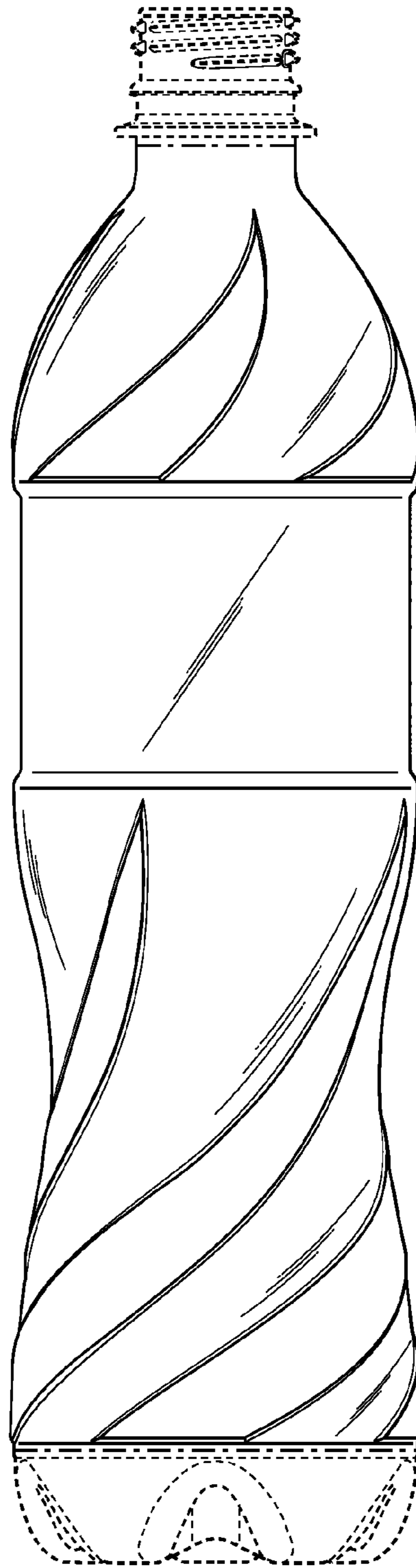
**Fig. 3**




**Fig. 4**



**Fig. 5**



**Fig. 6**



**Fig. 7**

