



US00D604153S

(12) **United States Design Patent**  
**Wantz**

(10) **Patent No.:** **US D604,153 S**  
(45) **Date of Patent:** **\*\* Nov. 17, 2009**

(54) **FASTENER**

(76) Inventor: **John B. Wantz**, 8685 Ranch Dr.,  
Chesterland, OH (US) 44026

(\*\*) Term: **14 Years**

(21) Appl. No.: **29/325,812**

(22) Filed: **Oct. 7, 2008**

(51) **LOC (9) Cl.** ..... **08-08**

(52) **U.S. Cl.** ..... **D8/387**

(58) **Field of Classification Search** ..... D8/387,  
D8/388; 411/378, 393, 402, 403, 379, 394,  
411/477, 487

See application file for complete search history.

(56) **References Cited**

U.S. PATENT DOCUMENTS

71,166	A *	11/1867	Harvey	.....	411/394
320,329	A *	6/1885	Broadnax	.....	411/394
D52,511	S *	10/1918	Groh	.....	D8/387
1,336,773	A *	4/1920	Caldweil	.....	411/394
1,428,247	A	9/1922	Morris		
3,513,747	A	5/1970	Dirks		
D256,553	S *	8/1980	Fayle	.....	D8/387
D264,807	S *	6/1982	Baumgartner	.....	D8/387
4,572,720	A *	2/1986	Rockenfeller et al.	....	411/387.1
D296,188	S	6/1988	Herzog		
D326,809	S	6/1992	Paul		
5,540,531	A *	7/1996	Choiniere	.....	411/387.1
D418,743	S *	1/2000	Hollis	.....	D8/387
D419,431	S	1/2000	Hollis		

6,254,327	B1 *	7/2001	Chen	.....	411/411
D469,007	S	1/2003	Chen		
6,923,611	B2 *	8/2005	Kenny	.....	411/411
D551,543	S *	9/2007	Williams et al.	.....	D8/387
D557,130	S *	12/2007	Kashikura et al.	.....	D8/387
D557,131	S	12/2007	Liu		
D567,075	S *	4/2008	Kashikura et al.	.....	D8/387
D567,644	S	4/2008	Liu		
D573,876	S	7/2008	Shibuya		
D581,776	S *	12/2008	Yin-Feng	.....	D8/387
D585,731	S *	2/2009	Carrillo et al.	.....	D8/387

\* cited by examiner

*Primary Examiner*—Holly H Baynham

*Assistant Examiner*—Sheryl Lane

(74) *Attorney, Agent, or Firm*—Pearne & Gordon LLP

(57) **CLAIM**

The ornamental design for a fastener, as shown and described.

**DESCRIPTION**

FIG. 1 is a perspective view of a fastener, showing my new design;

FIG. 2 is a front elevational view thereof, the rear elevational view being identical;

FIG. 3 is a side elevational view thereof; and,

FIG. 4 is a bottom plan view thereof.

The dotted line disclosure of elements in the views is for illustrative purposes only and forms no part of the claimed design.

**1 Claim, 1 Drawing Sheet**

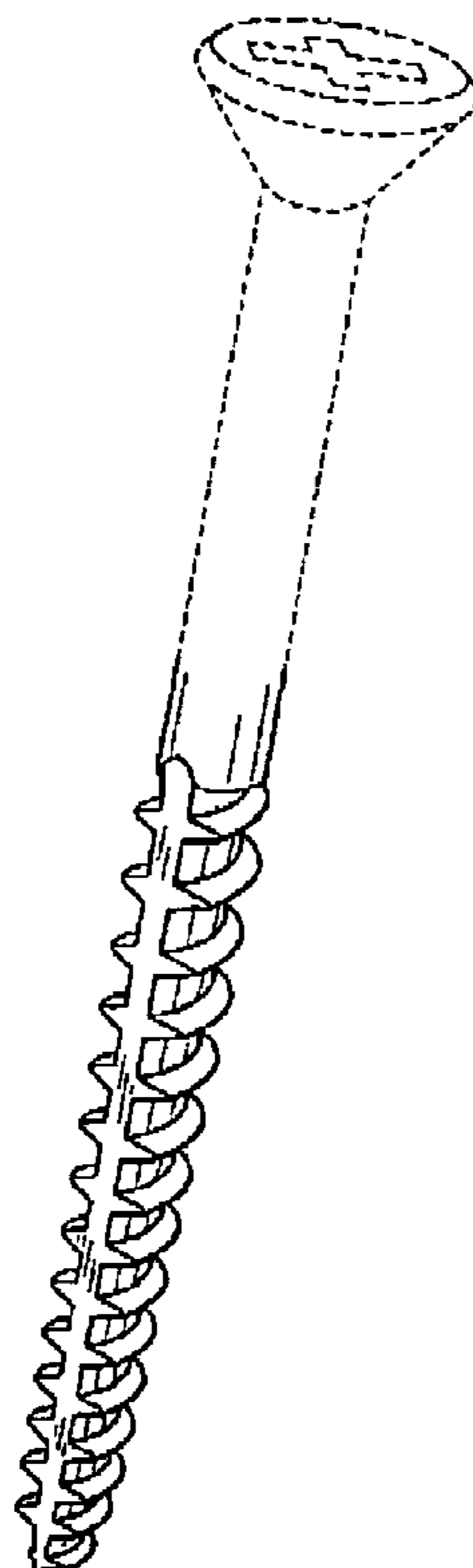


FIG. 1

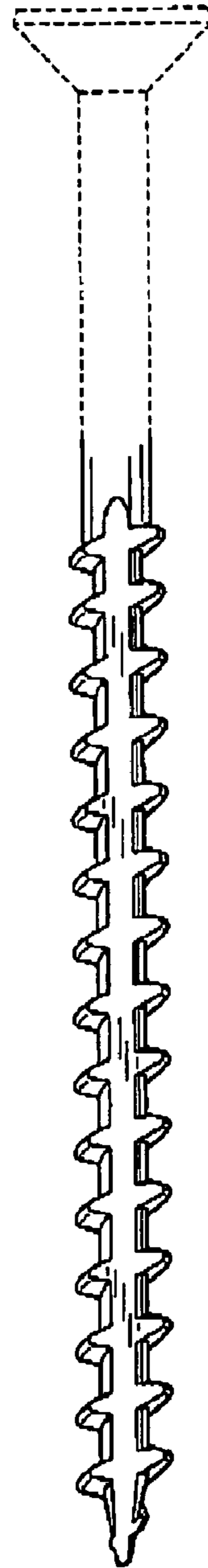
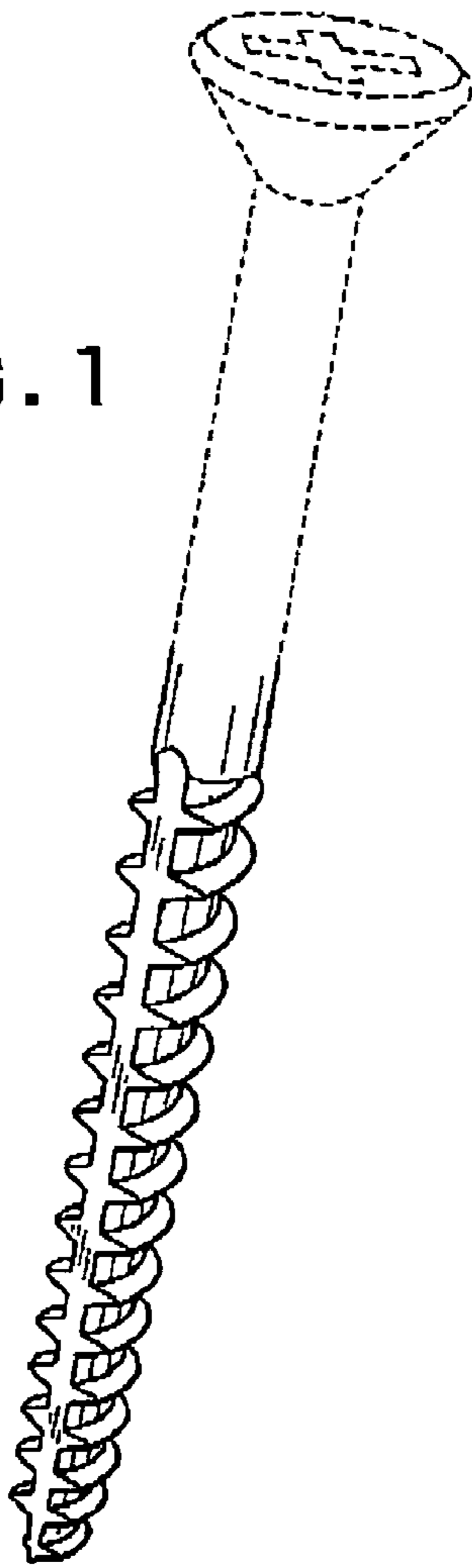


FIG. 2

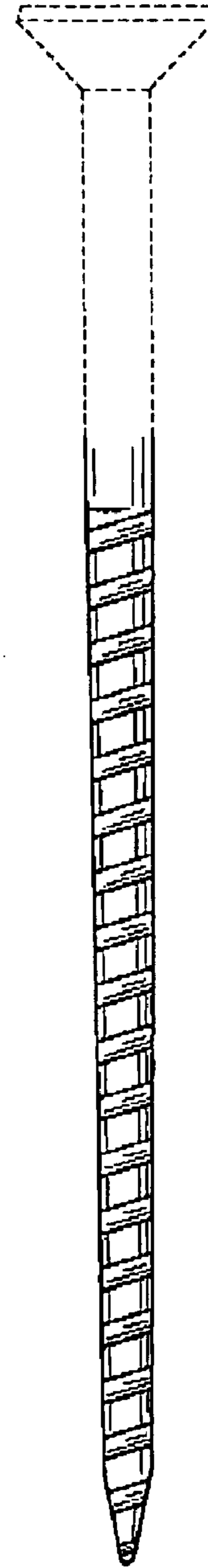


FIG. 3

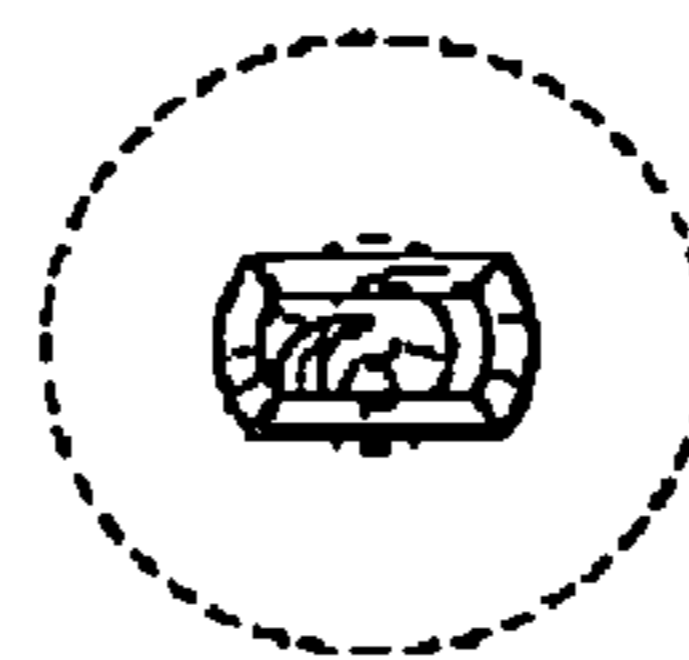


FIG. 4