



US00D604146S

(12) **United States Design Patent**
Sinisi et al.

(10) **Patent No.:** **US D604,146 S**

(45) **Date of Patent:** **** Nov. 17, 2009**

(54) **LOCK ESCUTCHEON**

(75) Inventors: **Erin R. Sinisi**, Spring, TX (US); **Dean Schneider**, The Woodlands, TX (US)

(73) Assignee: **MiniMac LLC**, Spring, TX (US)

(**) Term: **14 Years**

(21) Appl. No.: **29/338,270**

(22) Filed: **Jun. 8, 2009**

(51) **LOC (9) Cl.** **11-05**

(52) **U.S. Cl.** **D8/351**

(58) **Field of Classification Search** D8/350-353,
D8/330, 346; D6/550, 546, 524; D10/108,
D10/123, 125, 126; D13/158, 162, 169,
D13/171, 174, 177, 184; D99/3, 13, 8, 15,
D99/99; 220/241; 174/66, 67; 200/304,
200/330; 292/357, 359, DIG. 2

See application file for complete search history.

(56) **References Cited**

U.S. PATENT DOCUMENTS

- D6,614 S * 4/1873 Bringman D8/307
- D21,706 S * 7/1892 Christesen D8/353
- D243,918 S * 4/1977 Creamer D8/351
- D243,921 S * 4/1977 Creamer D8/351
- D243,922 S * 4/1977 Grieb D8/351
- D244,003 S * 4/1977 Grieb D8/350
- D244,422 S * 5/1977 Clayton D8/350
- D246,432 S * 11/1977 Tegner D8/350
- D246,433 S * 11/1977 Tegner D8/350
- D246,502 S * 11/1977 Clayton D8/352
- D246,503 S * 11/1977 Clayton D8/352

- D257,662 S * 12/1980 Brezney D8/350
- D276,091 S * 10/1984 Christian D99/8
- D326,996 S * 6/1992 Birch D8/350
- D374,392 S * 10/1996 Malay D8/352
- D387,266 S * 12/1997 Smith D8/351
- D433,740 S * 11/2000 Milrud et al. D23/254
- D472,794 S * 4/2003 LaPlume et al. D8/350
- D502,346 S * 3/2005 Berberet D6/550
- D502,384 S * 3/2005 Underhill et al. D8/350
- D502,385 S * 3/2005 Underhill et al. D8/350
- D503,329 S * 3/2005 Berberet D8/350

* cited by examiner

Primary Examiner—Stella M Reid

Assistant Examiner—Mark A Goodwin

(74) *Attorney, Agent, or Firm*—Wong, Cabello, Lutsch,
Rutherford & Brucculeri, LLP

(57) **CLAIM**

The ornamental design for a lock escutcheon, as shown and described.

DESCRIPTION

The claimed decorative lock escutcheon is intended to cover the keyhole of a lock on a casket or the like.

FIG. 1 is a front view of a lock escutcheon showing our new design.

FIG. 2 is a left side view thereof.

FIG. 3 is a right side view thereof.

FIG. 4 is a top plan view thereof.

FIG. 5 is a bottom plan view thereof; and,

FIG. 6 is a back view thereof.

1 Claim, 1 Drawing Sheet

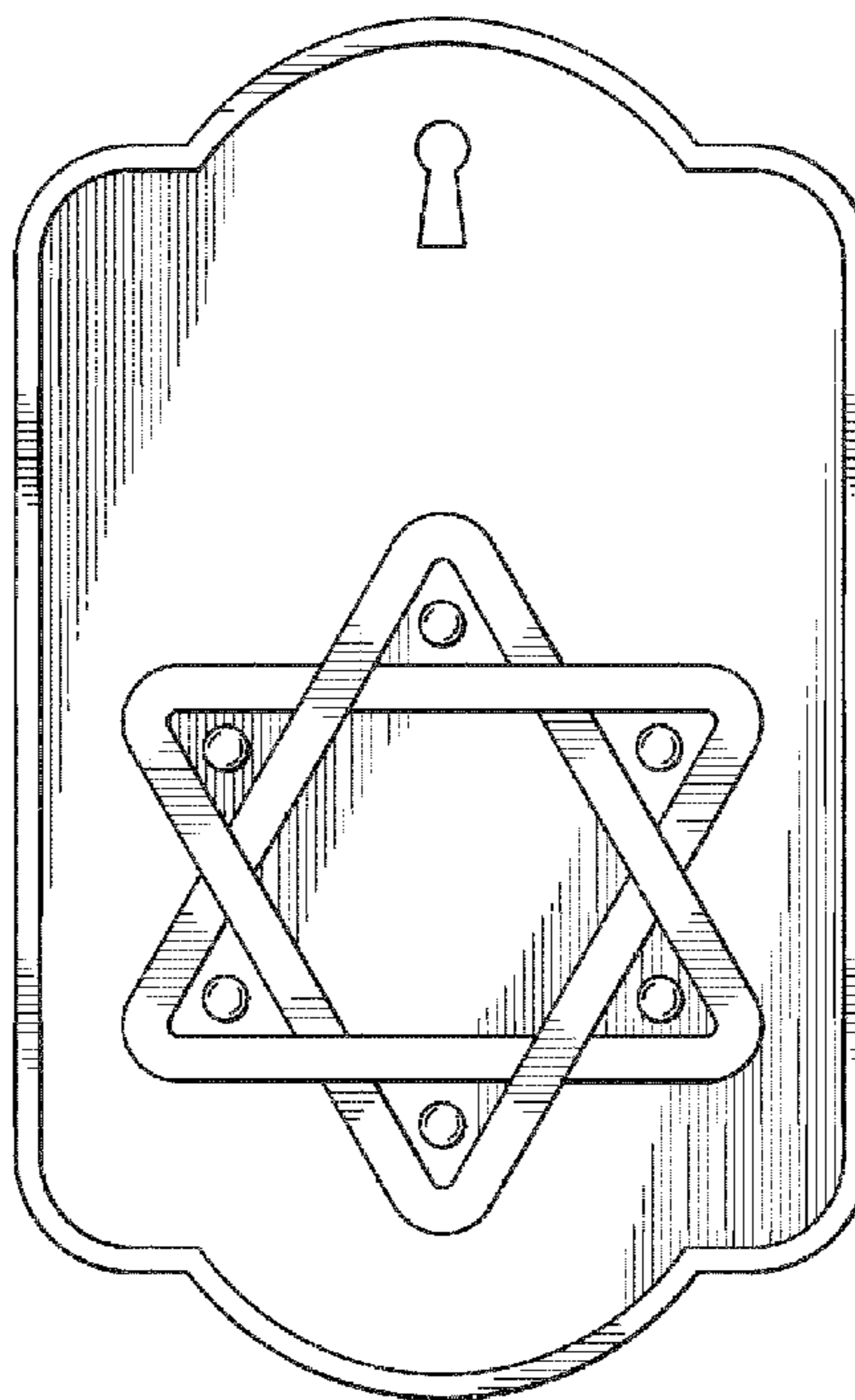


FIG. 4



FIG. 3

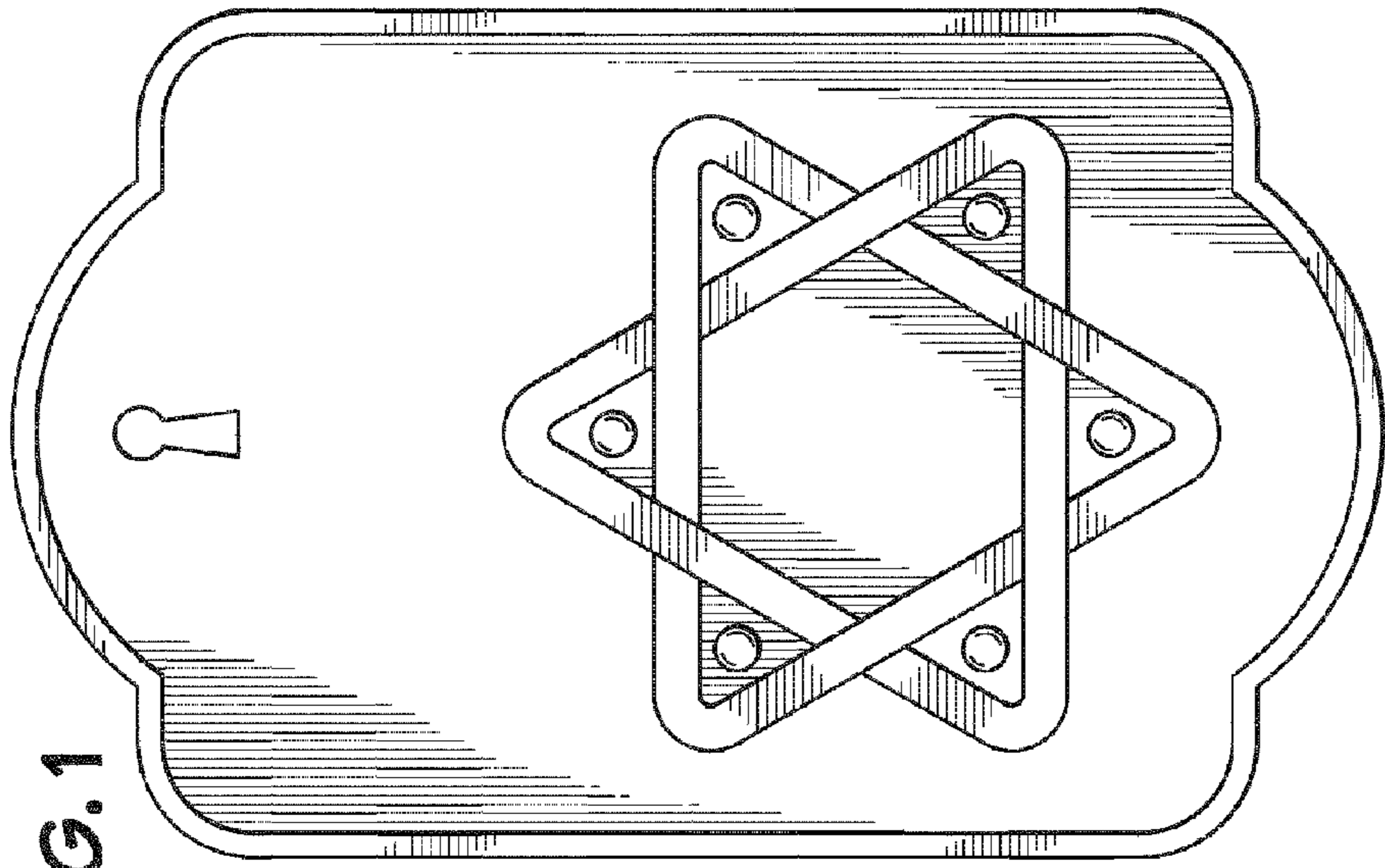


FIG. 1




FIG. 5



FIG. 6

FIG. 2

