



US00D604136S

(12) **United States Design Patent**
Youngren et al.

(10) **Patent No.:** **US D604,136 S**

(45) **Date of Patent:** **** Nov. 17, 2009**

(54) **HAMMER**

(75) Inventors: **Robert H. Youngren**, Stillman Valley, IL (US); **Daniel M. Eisman**, Rockford, IL (US)

(73) Assignee: **Estwing Manufacturing Company**, Rockford, IL (US)

(**) Term: **14 Years**

(21) Appl. No.: **29/321,659**

(22) Filed: **Jul. 21, 2008**

(51) **LOC (9) Cl.** **08-02**

(52) **U.S. Cl.** **D8/78**

(58) **Field of Classification Search** D8/75, D8/76, 77, 78, 79, 80, 81, 105, 88, 89, 14; 7/144, 145, 146, 147, 143; 81/20, 21; 254/26 R
See application file for complete search history.

(56) **References Cited**

U.S. PATENT DOCUMENTS

3,233,643	A *	2/1966	Reuterfors	7/158
3,712,284	A *	1/1973	Porter	125/40
D318,998	S *	8/1991	Osborne	D8/81
5,213,023	A *	5/1993	Floyd	81/20
5,590,868	A *	1/1997	Hebert et al.	254/26 R
D386,380	S	11/1997	Villarreal		
D478,265	S *	8/2003	Chen	D8/78
D521,840	S *	5/2006	Hung	D8/78

D521,841	S *	5/2006	Hung	D8/78
D522,340	S *	6/2006	Hung	D8/78
D540,646	S *	4/2007	Youngren	D8/78
D549,066	S *	8/2007	Youngren et al.	D8/78

* cited by examiner

Primary Examiner—Philip S Hyder

(74) *Attorney, Agent, or Firm*—Richard W. Young; May M. Mowzoon; Quarles & Brady LLP

(57) **CLAIM**

The ornamental design for a hammer, as shown and described.

DESCRIPTION

FIG. 1 is a perspective view of a hammer showing our new design;

FIG. 2 is a front elevation view thereof;

FIG. 3 is a rear elevation view thereof;

FIG. 4 is a left side elevation view thereof;

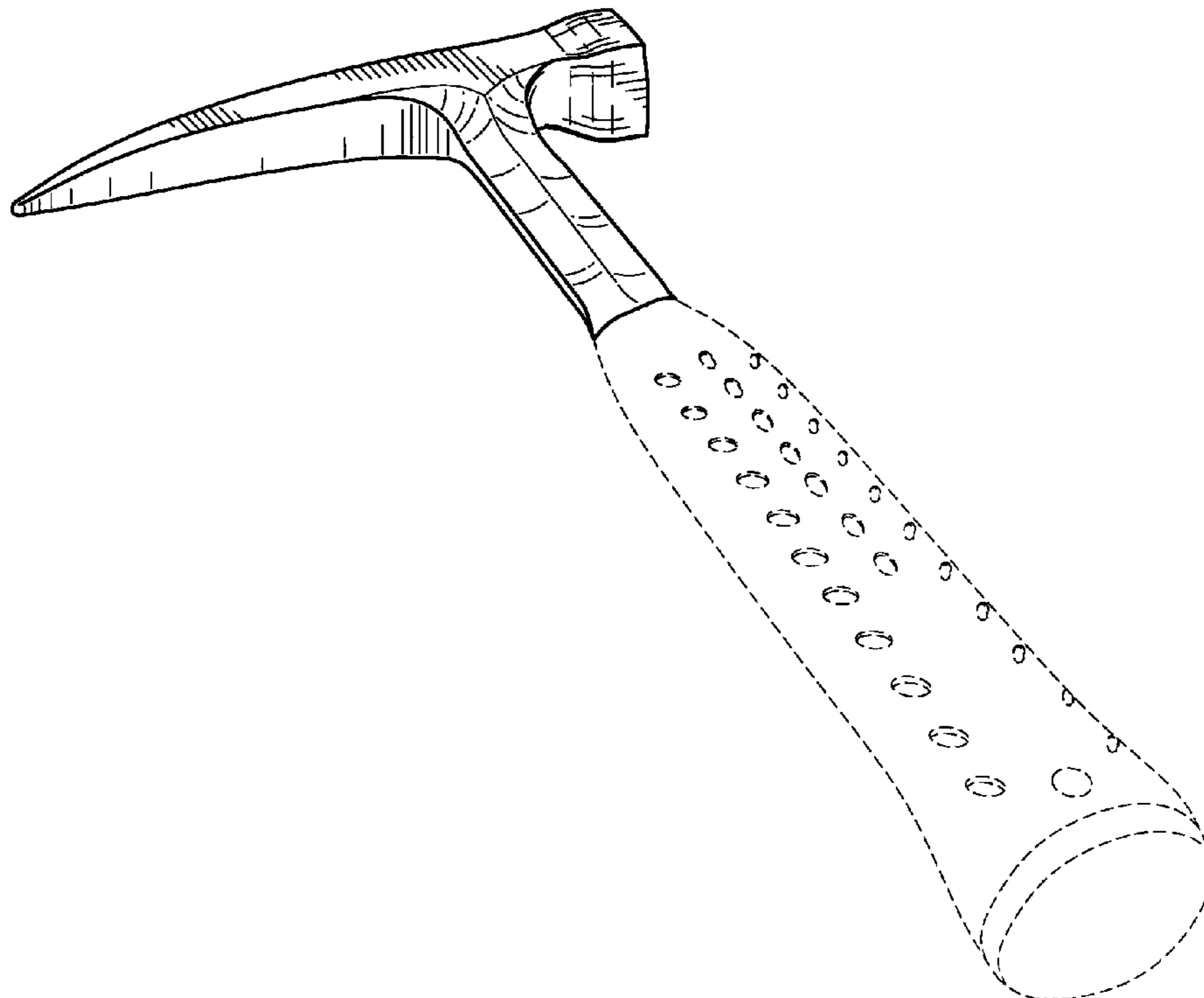
FIG. 5 is a right side elevation view thereof;

FIG. 6 is a top plan view thereof; and,

FIG. 7 is a bottom plan view thereof;

wherein the broken line showings of the handle are for environmental purposes only and form no part of the claimed design.

1 Claim, 4 Drawing Sheets



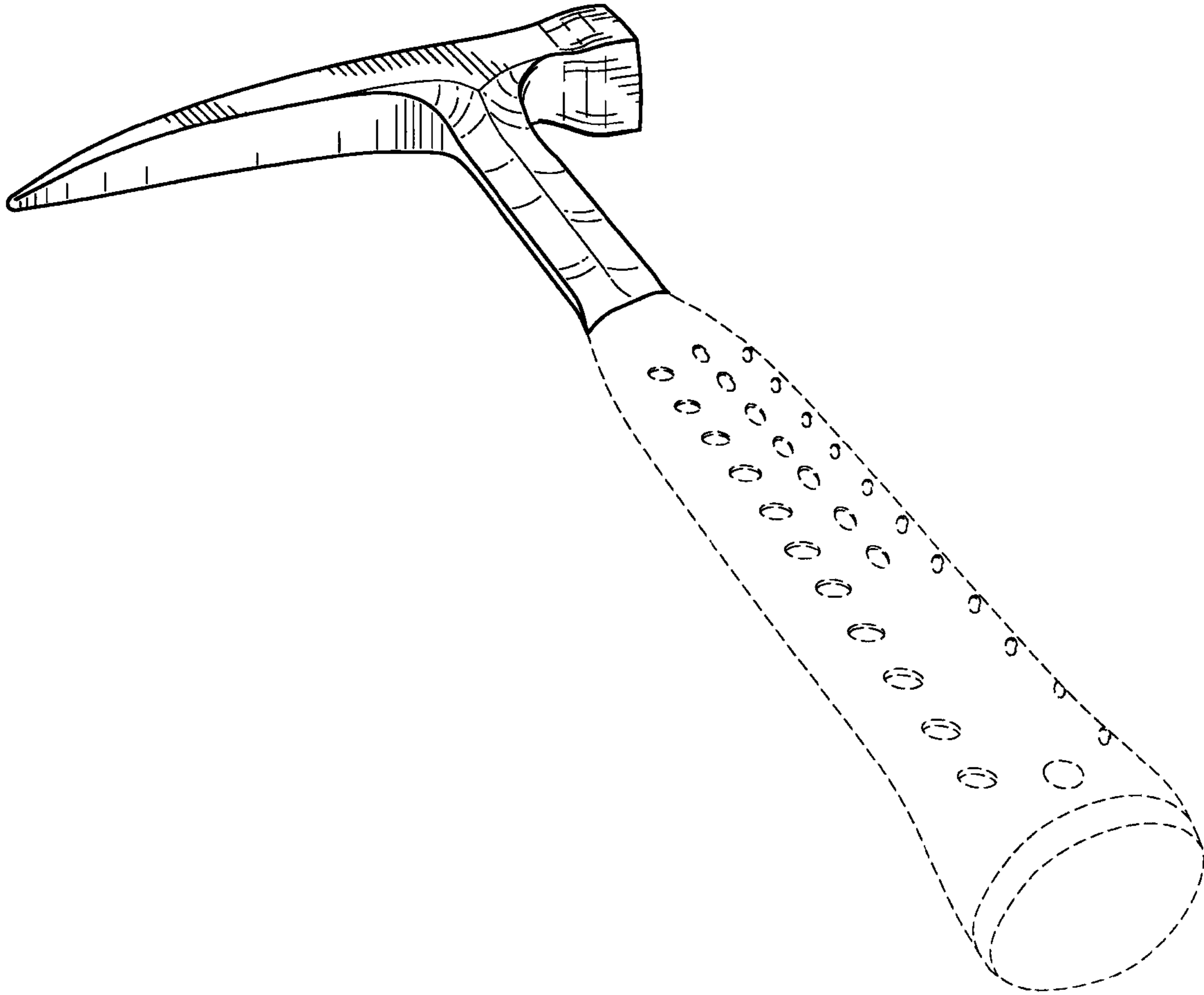


FIG. 1

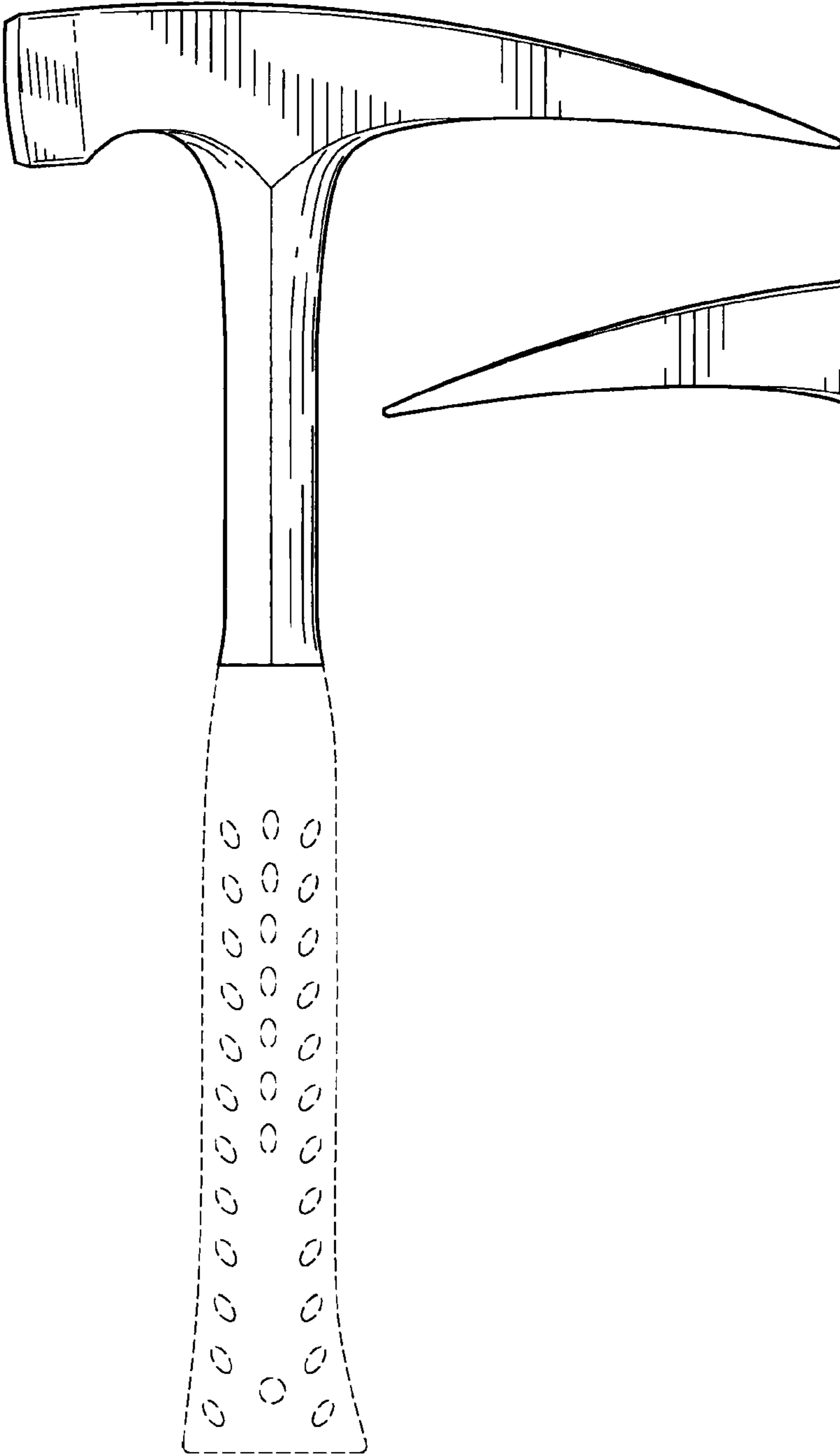


FIG. 3

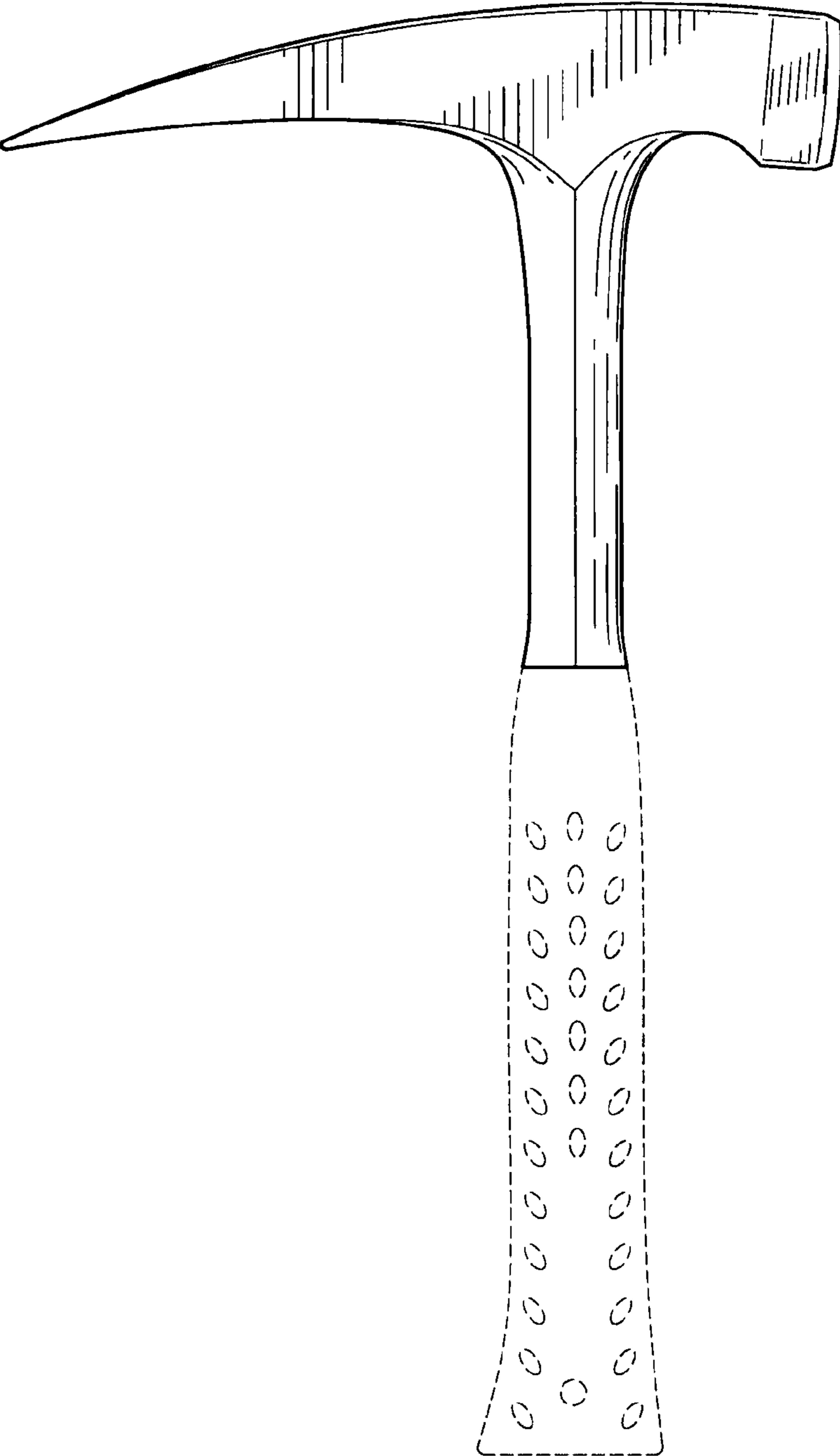


FIG. 2

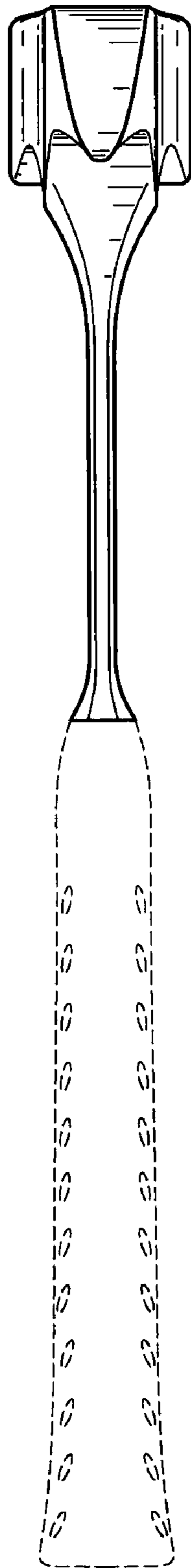


FIG. 4

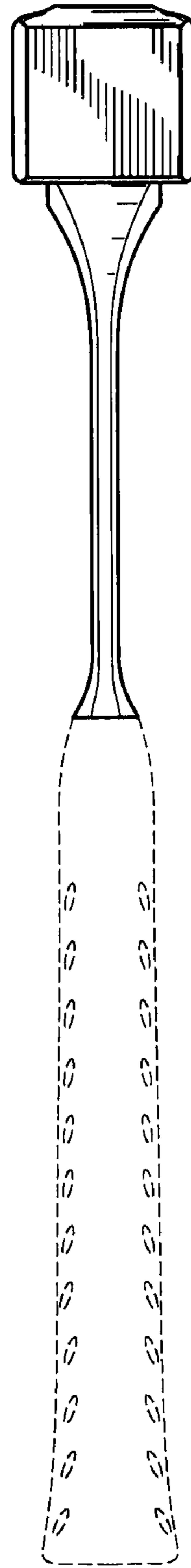


FIG. 5

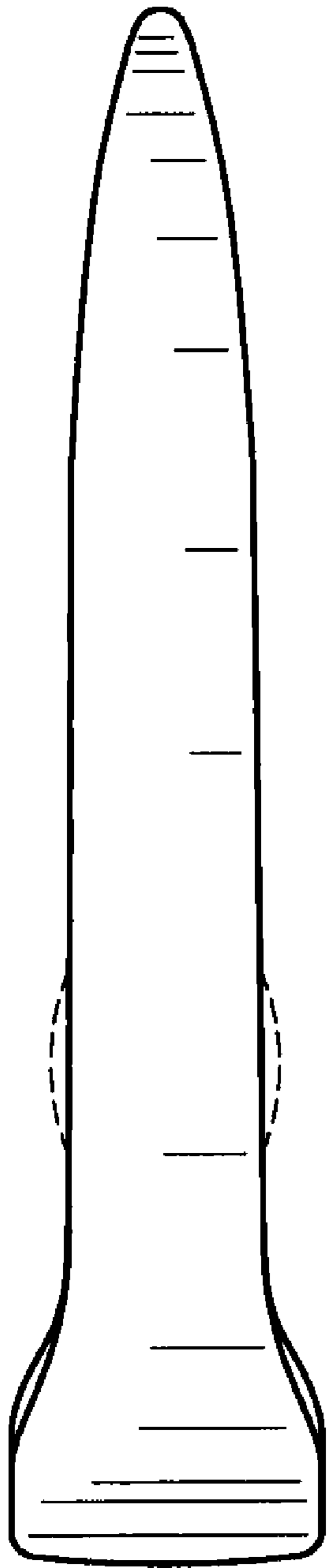


FIG. 6

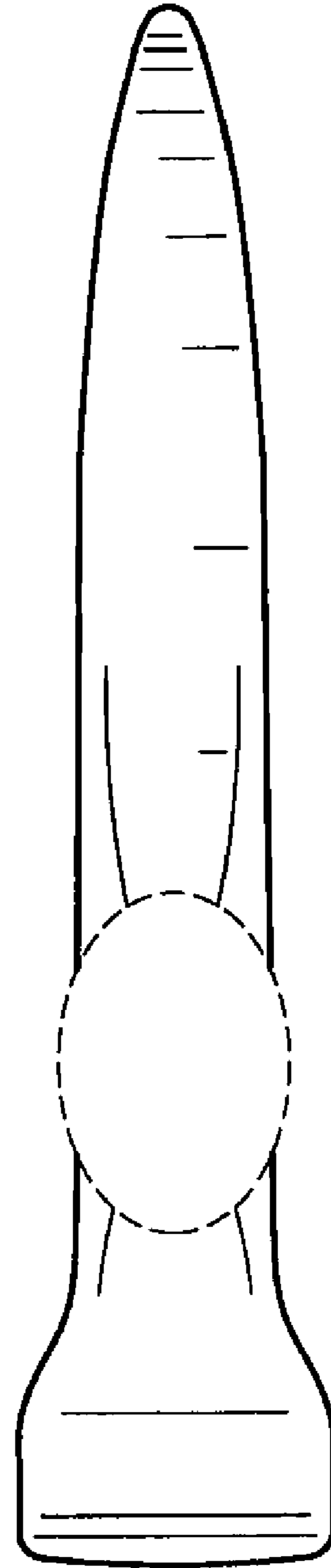


FIG. 7