



US00D604130S

(12) **United States Design Patent**  
**Macor**

(10) **Patent No.:** **US D604,130 S**

(45) **Date of Patent:** **\*\* Nov. 17, 2009**

(54) **ADJUSTABLE WRENCH**

(75) **Inventor:** **Richard J. Macor**, Hunterdon County,  
NJ (US)

(73) **Assignee:** **Proprietary Technologies, Inc.**,  
Hunterdon County, NJ (US)

(\*\*) **Term:** **14 Years**

(21) **Appl. No.:** **29/314,816**

(22) **Filed:** **May 2, 2009**

(51) **LOC (9) Cl.** ..... **08-05**

(52) **U.S. Cl.** ..... **D8/22**

(58) **Field of Classification Search** ..... D83/17,  
D83/21-29; 81/60, 177.1, 177.85, 121.1,  
81/124.3, 165-170, 110.1, 176.2, 124.6,  
81/176.1, 176.15, 177.2, 186; 16/110.1;  
D15/144.1; 219/75, 227, 229, 121.16, 121.18  
See application file for complete search history.

(56) **References Cited**

**U.S. PATENT DOCUMENTS**

5,305,667	A *	4/1994	Caballero	81/165
D414,996	S	10/1999	Macor	
D434,956	S	12/2000	Macor	
6,484,610	B1	11/2002	Macor	
6,615,694	B1	9/2003	Macor	
D507,163	S *	7/2005	Hsien	D8/22

7,047,845	B2 *	5/2006	Macor	81/177.1
D547,149	S *	7/2007	Wu	D8/22
7,240,591	B2 *	7/2007	Hsien	81/165
7,255,026	B1 *	8/2007	Lee	81/179
2004/0035262	A1 *	2/2004	Hsien	81/170
2005/0199102	A1 *	9/2005	Hsien	81/60
2005/0199107	A1 *	9/2005	Hsien	81/177.1
2009/0038444	A1 *	2/2009	Hu	81/63.2

\* cited by examiner

*Primary Examiner*—Raphael Barkai  
*Assistant Examiner*—Randall H Gholson

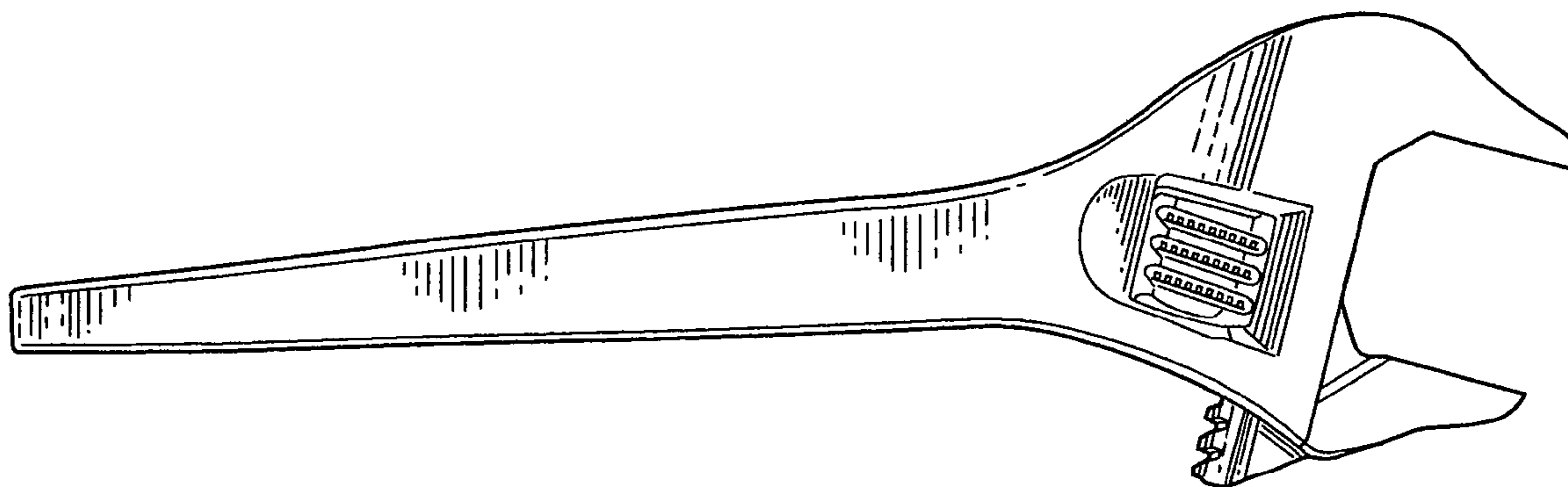
(57) **CLAIM**

The ornamental design for an adjustable wrench, as shown and described.

**DESCRIPTION**

FIG. 1 is a top rear perspective view of an adjustable wrench showing my new design;  
FIG. 2 is front elevation view thereof;  
FIG. 3 is a rear elevation view thereof;  
FIG. 4 is a top plan view thereof;  
FIG. 5 is a bottom plan view thereof;  
FIG. 6 is a right side elevation view thereof; and,  
FIG. 7 is a left side elevation view thereof.

**1 Claim, 2 Drawing Sheets**



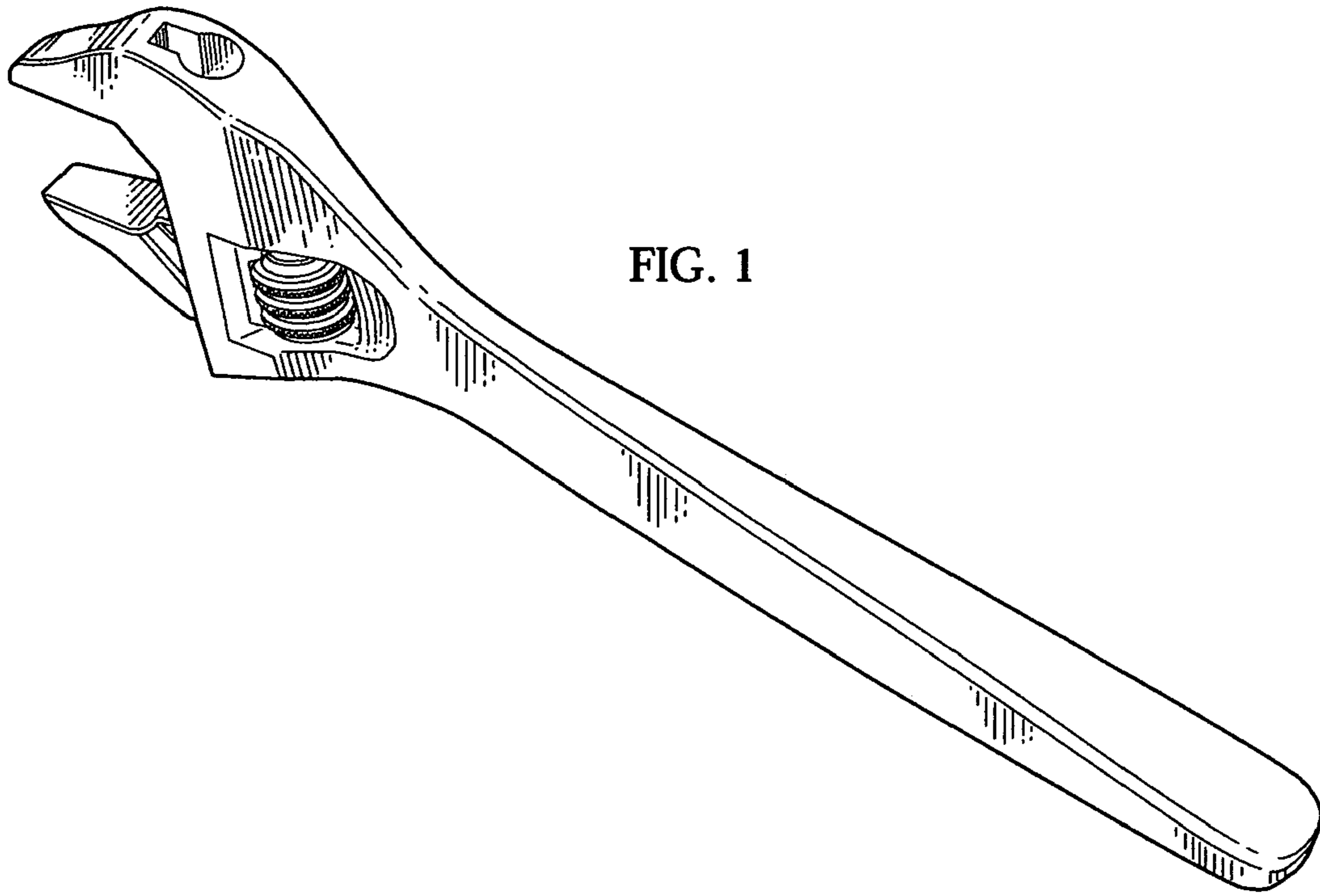


FIG. 1

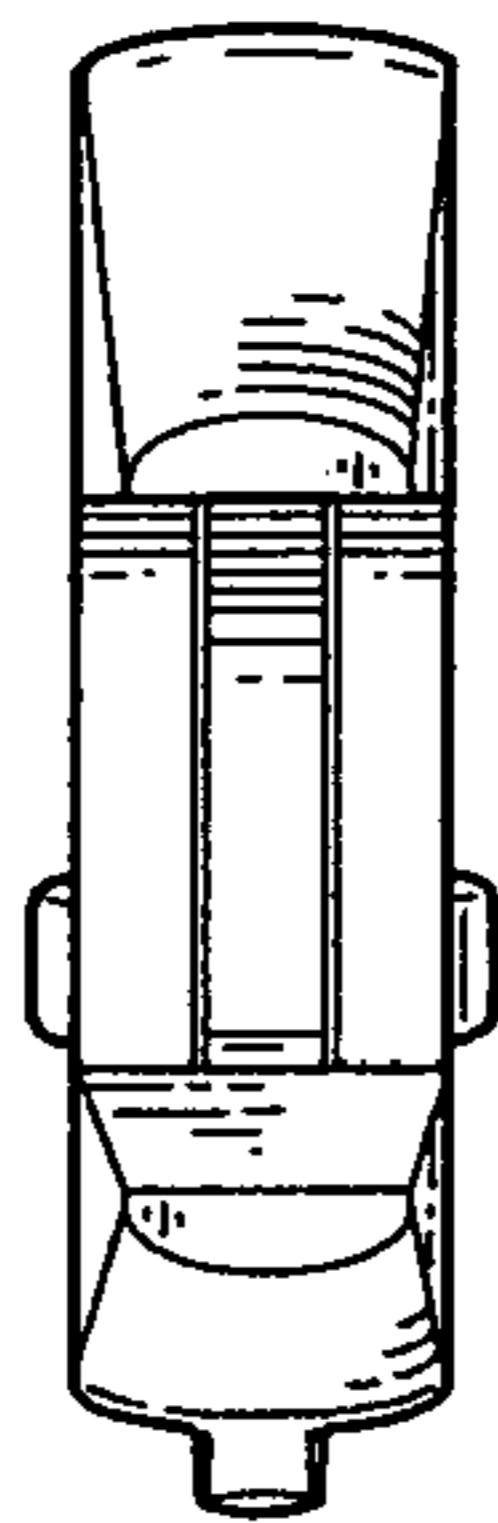


FIG. 2




FIG. 3

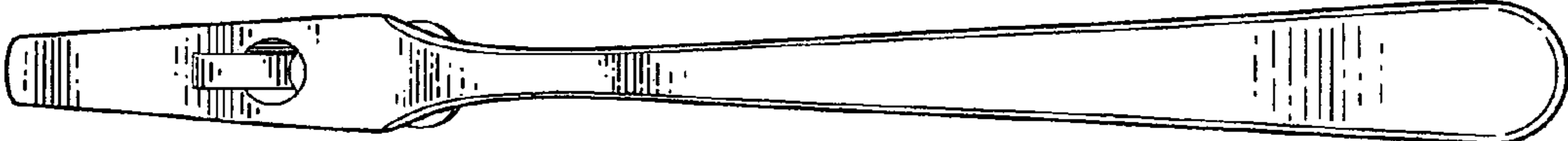


FIG. 4

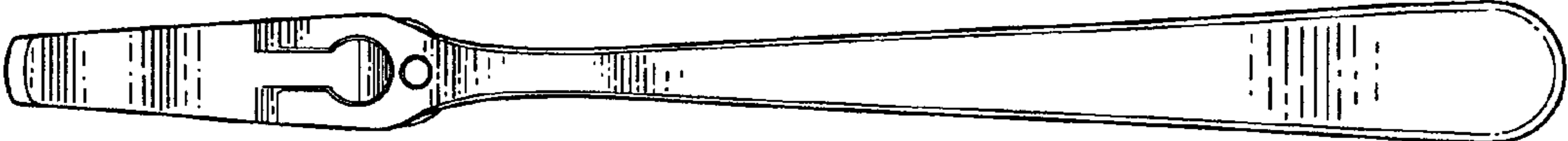


FIG. 5

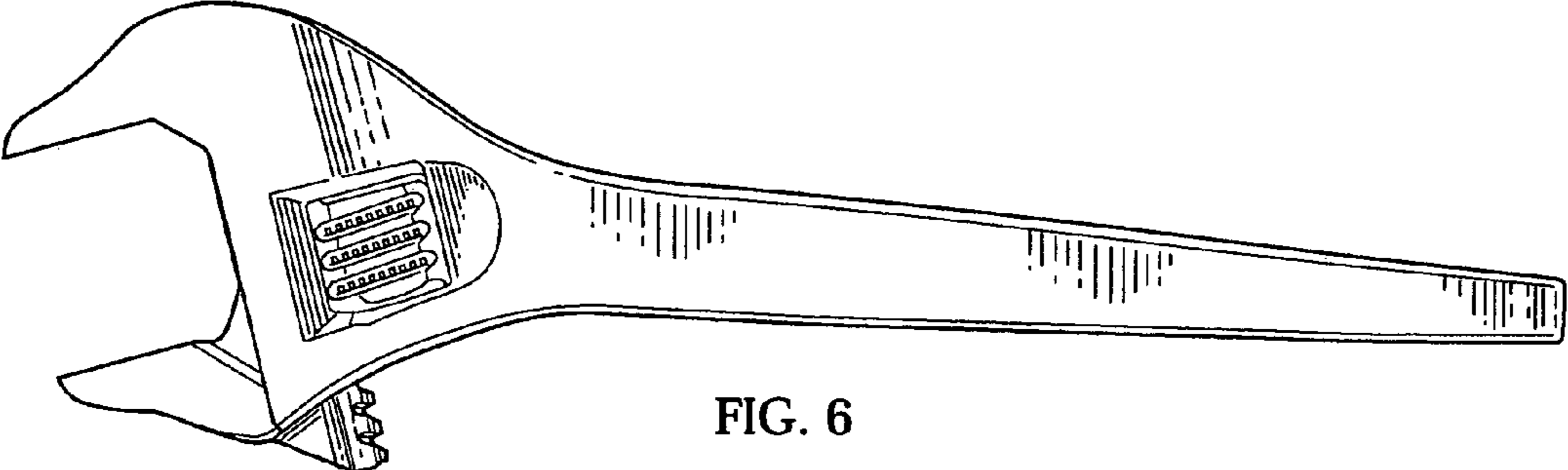


FIG. 6

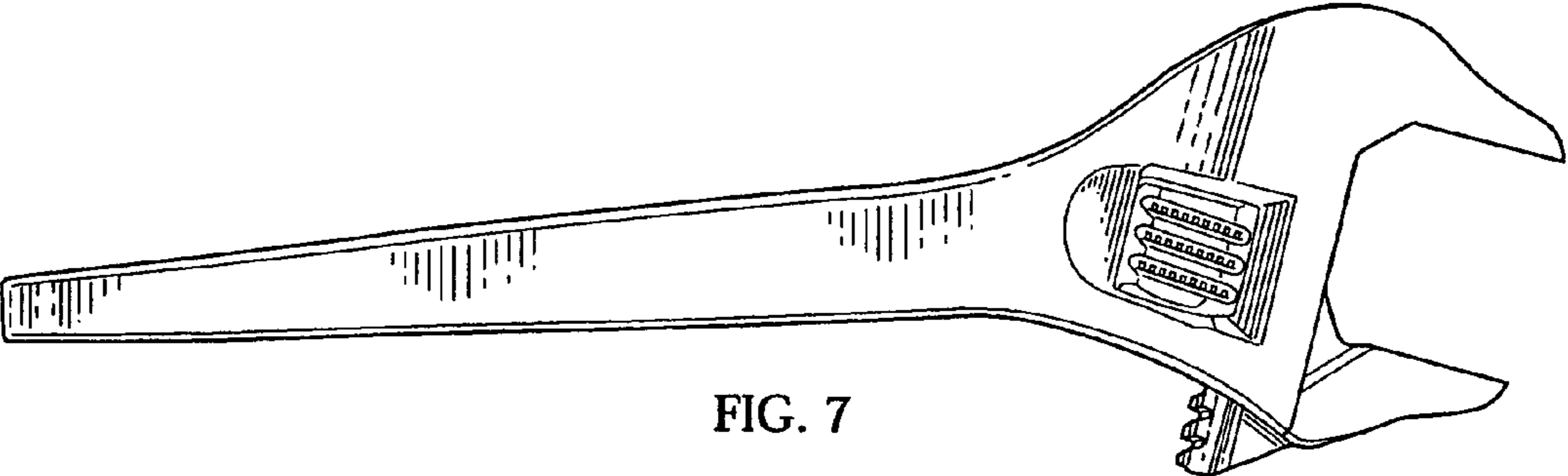


FIG. 7