



US00D604129S

(12) **United States Design Patent**
Gonnerman

(10) **Patent No.:** **US D604,129 S**

(45) **Date of Patent:** **** Nov. 17, 2009**

(54) **EASY CARRY SAW WRENCH**

(76) Inventor: **Tobey Gonnerman**, 815 Peaked Hill,
Bristol, NH (US) 03222

(**) Term: **14 Years**

(21) Appl. No.: **29/315,199**

(22) Filed: **Jun. 5, 2009**

(51) **LOC (9) Cl.** **08-05**

(52) **U.S. Cl.** **D8/21**

(58) **Field of Classification Search** D8/17,
D8/21-29, 105-108; 81/60, 177.1, 177.85,
81/121.1, 124.3, 165-170, 110.1, 176.2,
81/124.6, 176.1, 176.15, 177.2; 16/110.1;
D15/144.1; 219/75, 227, 229, 121.16, 121.18
See application file for complete search history.

(56) **References Cited**

U.S. PATENT DOCUMENTS

D283,198 S *	4/1986	Sipotz	D8/105
5,103,520 A *	4/1992	Mazzo	7/104
5,809,600 A *	9/1998	Cachot	7/128
6,912,934 B2 *	7/2005	Liao	81/58.3
D520,829 S *	5/2006	Albertson	D8/55
7,281,454 B2 *	10/2007	Johnson et al.	81/177.4
D555,455 S *	11/2007	Cheng	D8/105

* cited by examiner

Primary Examiner—Raphael Barkai

Assistant Examiner—Randall H Gholson

(74) *Attorney, Agent, or Firm*—Lambert and Associates;
Gary E. Lambert

(57) **CLAIM**

The ornamental design for an easy carry saw wrench, as shown and described.

DESCRIPTION

FIG. 1 is a isometric perspective view of the easy carry saw wrench possessing an attachment portion, a coupling portion, a large hex engagement portion and a small hex engagement portion and a screw driver portion, which embodies my design;

FIG. 2 is a front perspective view of the easy carry saw wrench;

FIG. 3 is a rear perspective view of the easy carry saw wrench;

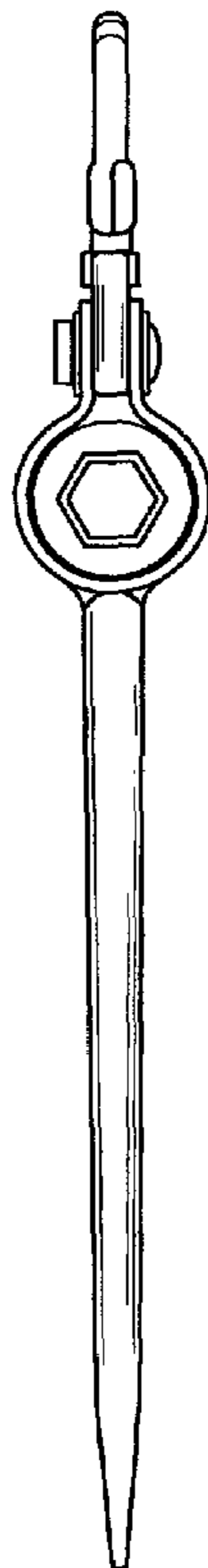
FIG. 4 is a top perspective view of the easy carry saw wrench;

FIG. 5 is a bottom perspective view of the easy carry saw wrench;

FIG. 6 is a right side perspective view of the easy carry saw wrench; and,

FIG. 7 is a left side perspective view of the easy carry saw wrench.

1 Claim, 3 Drawing Sheets



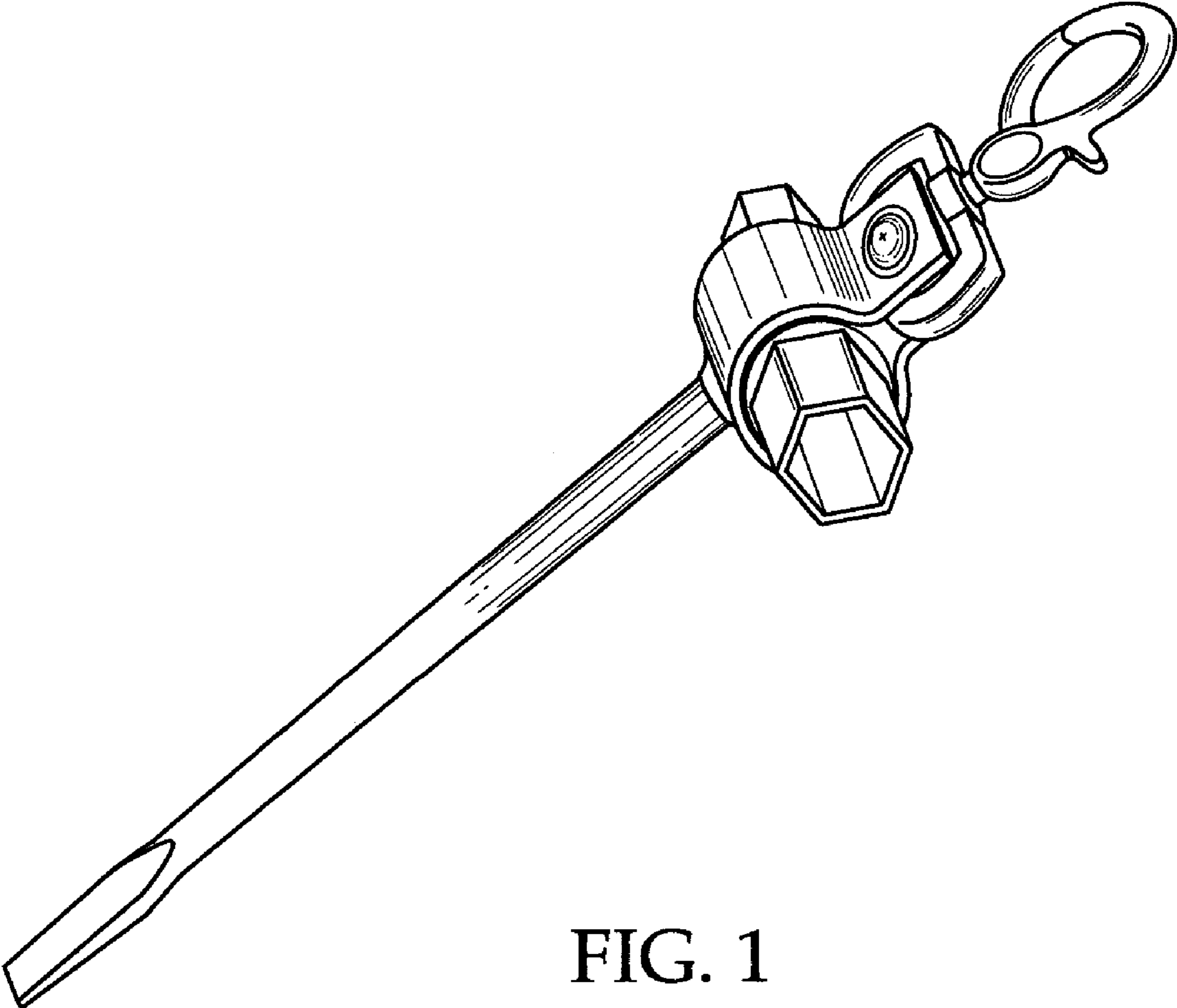


FIG. 1

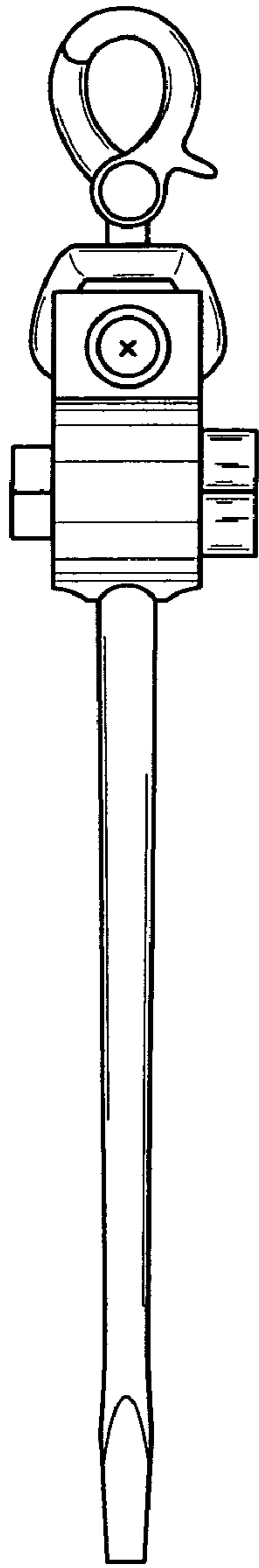


FIG. 2

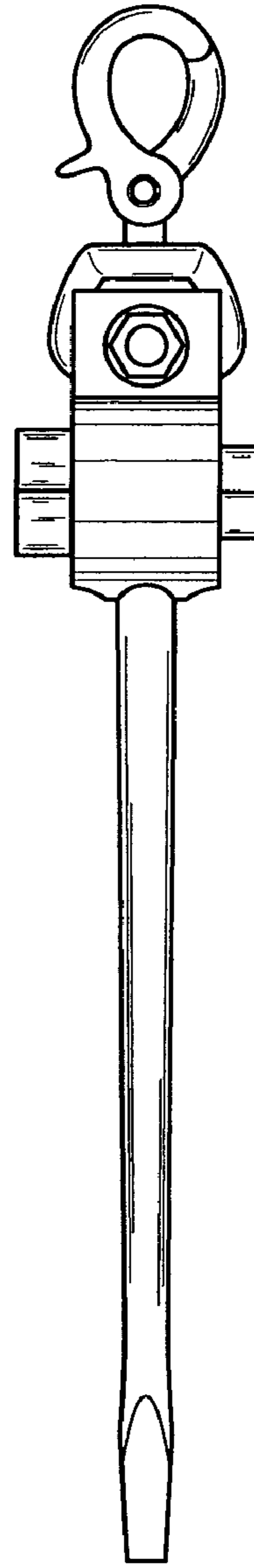


FIG. 3

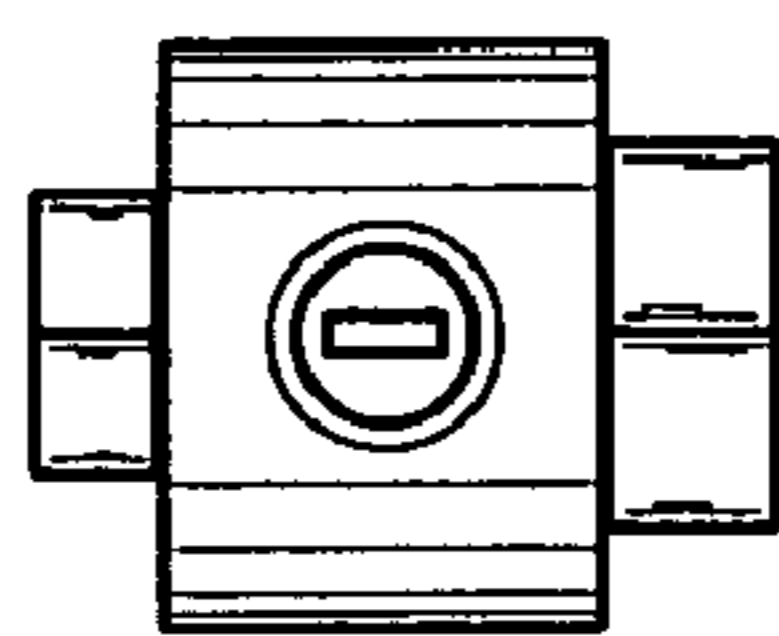


FIG. 4

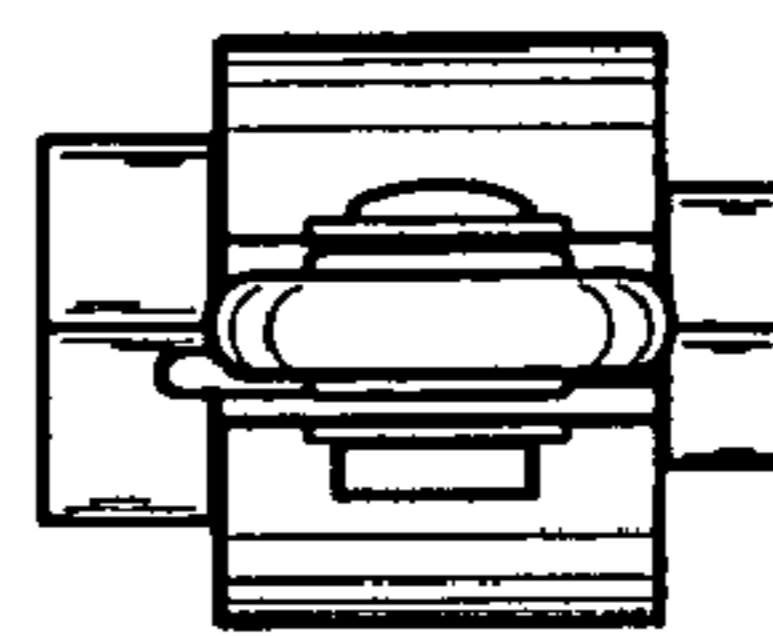


FIG. 5

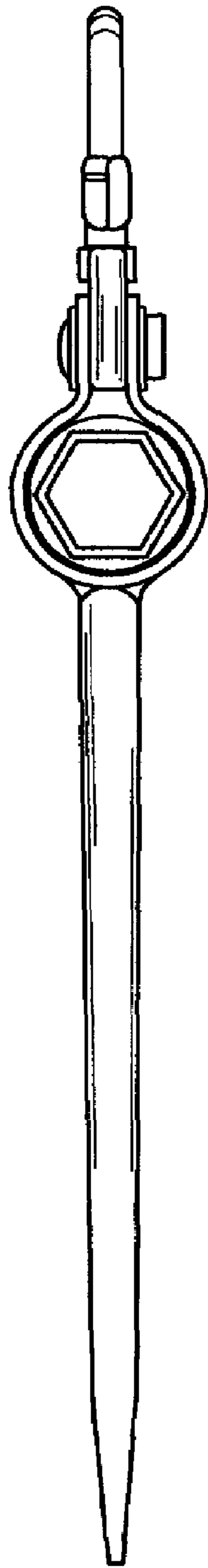


FIG. 6

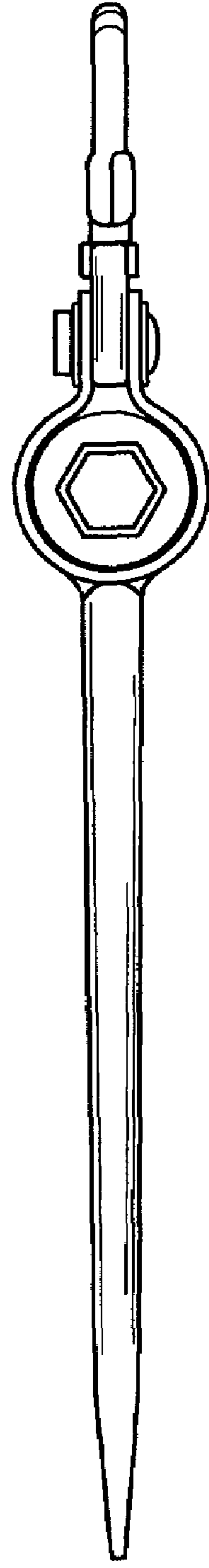


FIG. 7