



US00D604126S

(12) **United States Design Patent**
Boies et al.

(10) **Patent No.:** **US D604,126 S**

(45) **Date of Patent:** **** Nov. 17, 2009**

(54) **HANDLE FOR A GARDEN TOOL**

(75) Inventors: **David Boies**, Levis (CA); **Maureen Elizabeth Carroll**, Atlanta, GA (US); **Shane Byler**, Mableton, GA (US)

(73) Assignee: **Ames True Temper, Inc.**, Camp Hill, PA (US)

(**) Term: **14 Years**

(21) Appl. No.: **29/333,696**

(22) Filed: **Mar. 13, 2009**

(51) **LOC (9) Cl.** **08-01**

(52) **U.S. Cl.** **D8/1**

(58) **Field of Classification Search** D8/1,
D8/10, 11, 12, 13; 294/49, 54.5, 57; 172/371-373,
172/375-376

See application file for complete search history.

(56) **References Cited**

U.S. PATENT DOCUMENTS

D351,539 S * 10/1994 Huttunen et al. D8/10
D391,815 S * 3/1998 Venezio D8/13
D437,532 S * 2/2001 Petruzzelli D8/10
D486,043 S * 2/2004 Bennett D8/10

D516,881 S * 3/2006 Conaway et al. D8/10
D517,875 S * 3/2006 Conaway et al. D8/10
D527,960 S * 9/2006 Fortier D8/10
D534,045 S * 12/2006 Fortier D8/10

* cited by examiner

Primary Examiner—Holly H Baynham

Assistant Examiner—Sheryl Lane

(74) *Attorney, Agent, or Firm*—Eckert Seamans Cherin & Mellott, LLC; David C. Jenkins, Esquire

(57) **CLAIM**

The ornamental design for a handle for a garden tool, as shown and described.

DESCRIPTION

FIG. 1 is an isometric view of the handle for a garden tool; FIG. 2 is a bottom end view of the handle for a garden tool; FIG. 3 is a top end view of the handle for a garden tool; FIG. 4 is a front side view of the handle for a garden tool; FIG. 5 is a back side view of the handle for a garden tool; FIG. 6 is a right side view of the handle for a garden tool; and, FIG. 7 is a left side view of the handle for a garden tool.

1 Claim, 3 Drawing Sheets

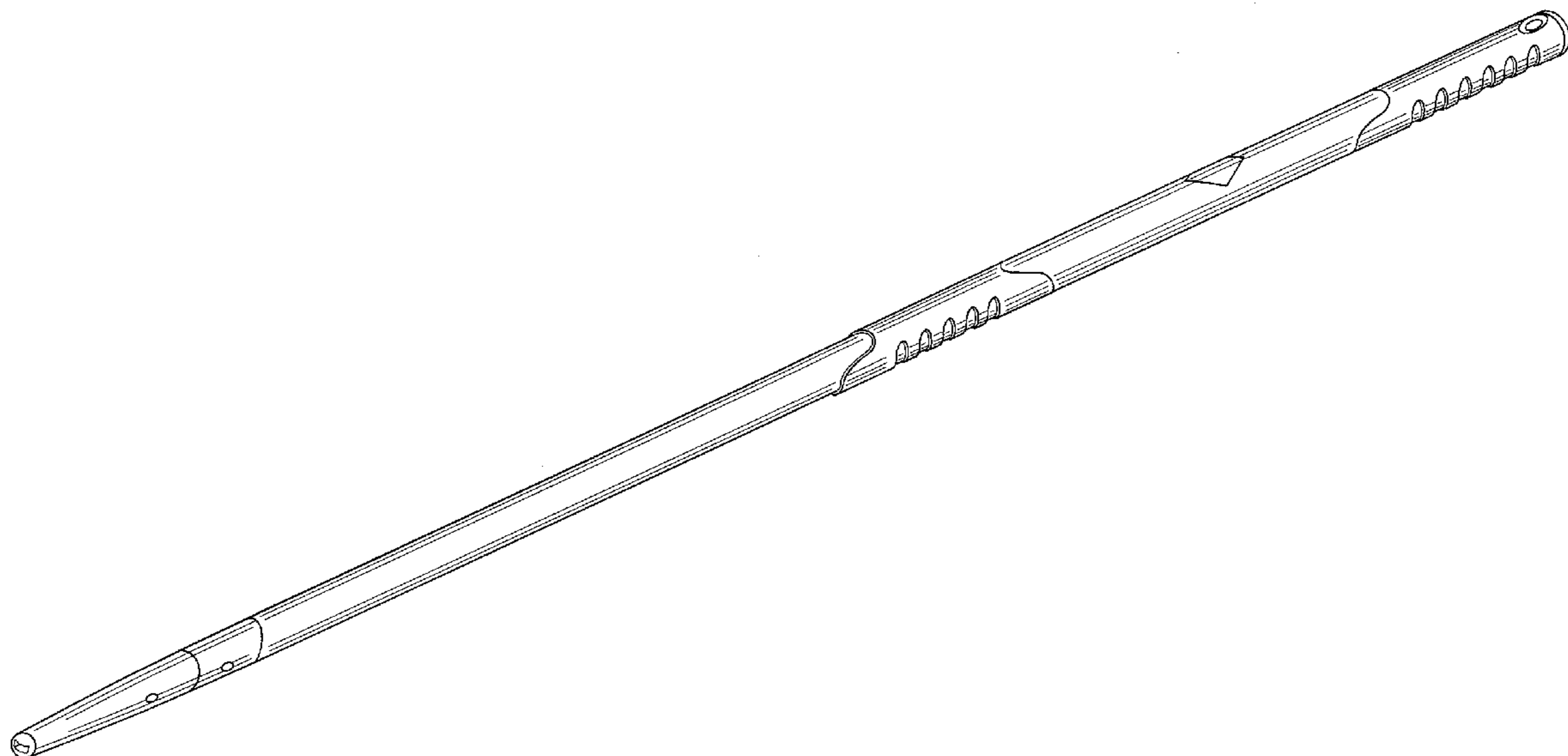




FIG. 1



FIG. 3



FIG. 2



FIG. 4




FIG. 5

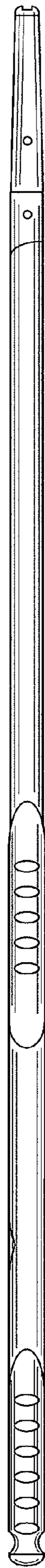


FIG. 6



FIG. 7