



US00D604107S

(12) **United States Design Patent**
Haas

(10) **Patent No.:** **US D604,107 S**
(45) **Date of Patent:** **** Nov. 17, 2009**

(54) **PLATE**

(75) Inventor: **Christian Haas**, München (DE)

(73) Assignee: **Villeroy & Boch AG**, Mettlach (DE)

(**) Term: **14 Years**

(21) Appl. No.: **29/308,937**

(22) Filed: **Jul. 15, 2008**

(30) **Foreign Application Priority Data**

Jan. 16, 2008 (EM) 000 861 083

(51) **LOC (9) Cl.** **07-02**

(52) **U.S. Cl.** **D7/566; D7/543**

(58) **Field of Classification Search** D7/500–504,
D7/538–588; D9/424–429, 761, 500; 220/904,
220/23.83, 574, 212, 657, 659, 755, 771,
220/571, 641; D3/307, 310–315; 211/128.1,
211/78

See application file for complete search history.

(56) **References Cited**

U.S. PATENT DOCUMENTS

D189,882 S * 3/1961 Wildgen D7/543

D249,920 S * 10/1978 Frieser D7/543
4,516,685 A * 5/1985 French 220/23.83
D415,932 S * 11/1999 Cornelissen D7/587
D469,660 S * 2/2003 Kortleven D7/587
D470,722 S * 2/2003 Lillielund et al. D7/553.1
D521,808 S * 5/2006 Kilders D7/586
D570,649 S * 6/2008 Luft D7/566

* cited by examiner

Primary Examiner—Charles A Rademaker

Assistant Examiner—Charles D Hanson

(74) *Attorney, Agent, or Firm*—Friedrich Kueffner

(57) **CLAIM**

The ornamental design for a plate, as shown and described.

DESCRIPTION

FIG. 1 is a top view thereof of a plate showing my new design;

FIG. 2 is a bottom view thereof;

FIG. 3 is a perspective view thereof;

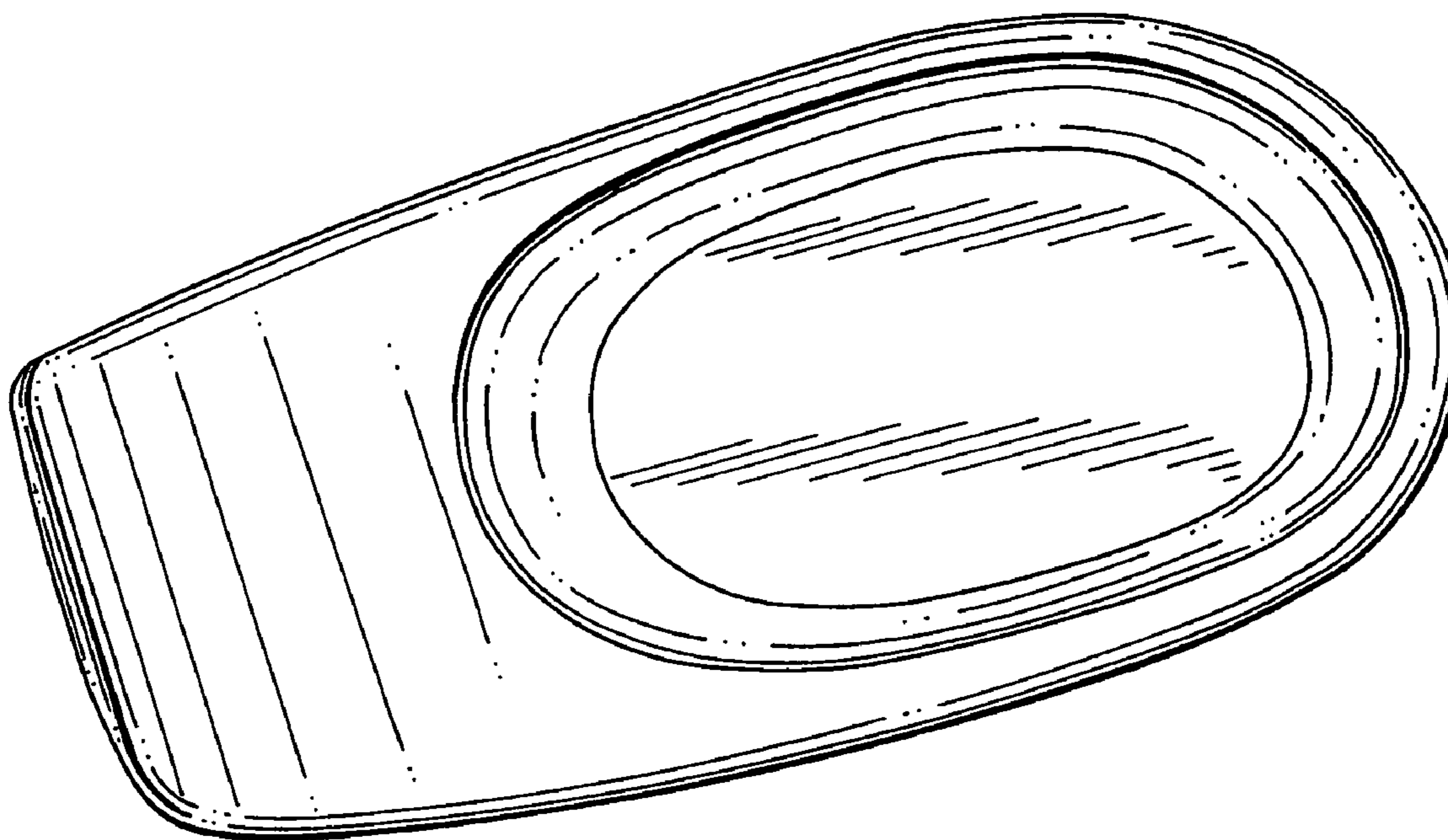
FIG. 4 is a side view thereof;

FIG. 5 is a another side view thereof;

FIG. 6 is a front view thereof; and,

FIG. 7 is a back side view thereof.

1 Claim, 3 Drawing Sheets



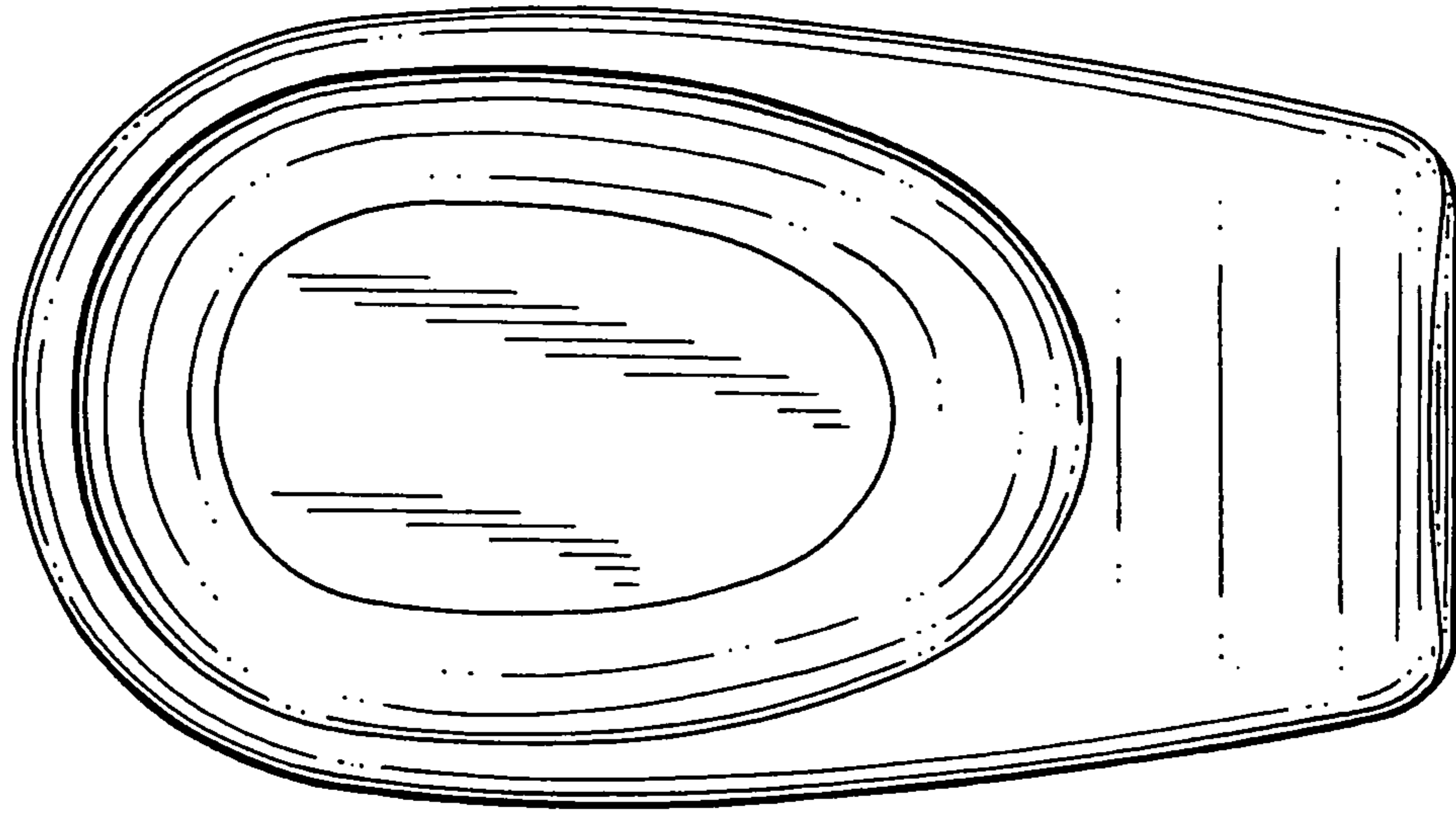


FIG. 1

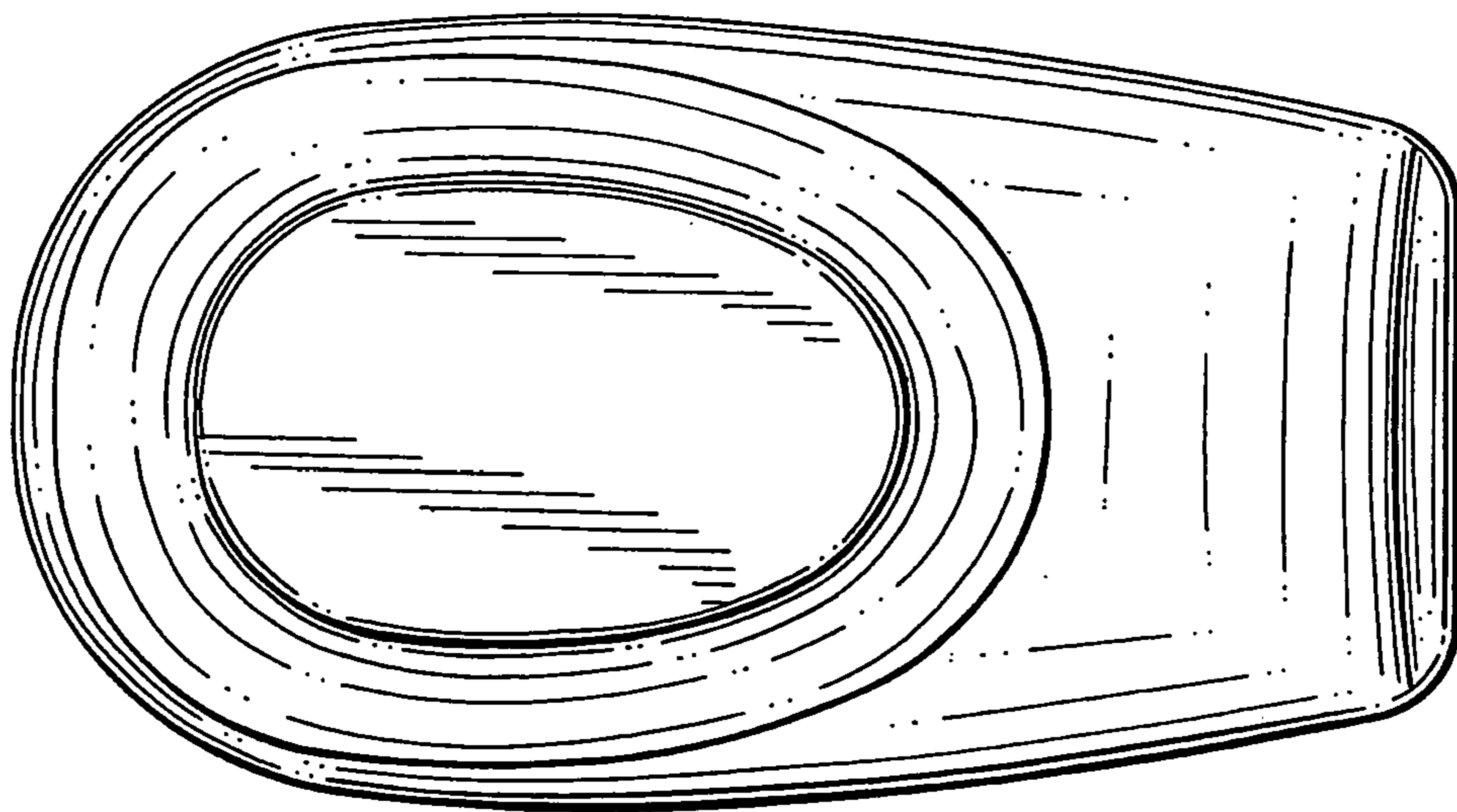


FIG. 2

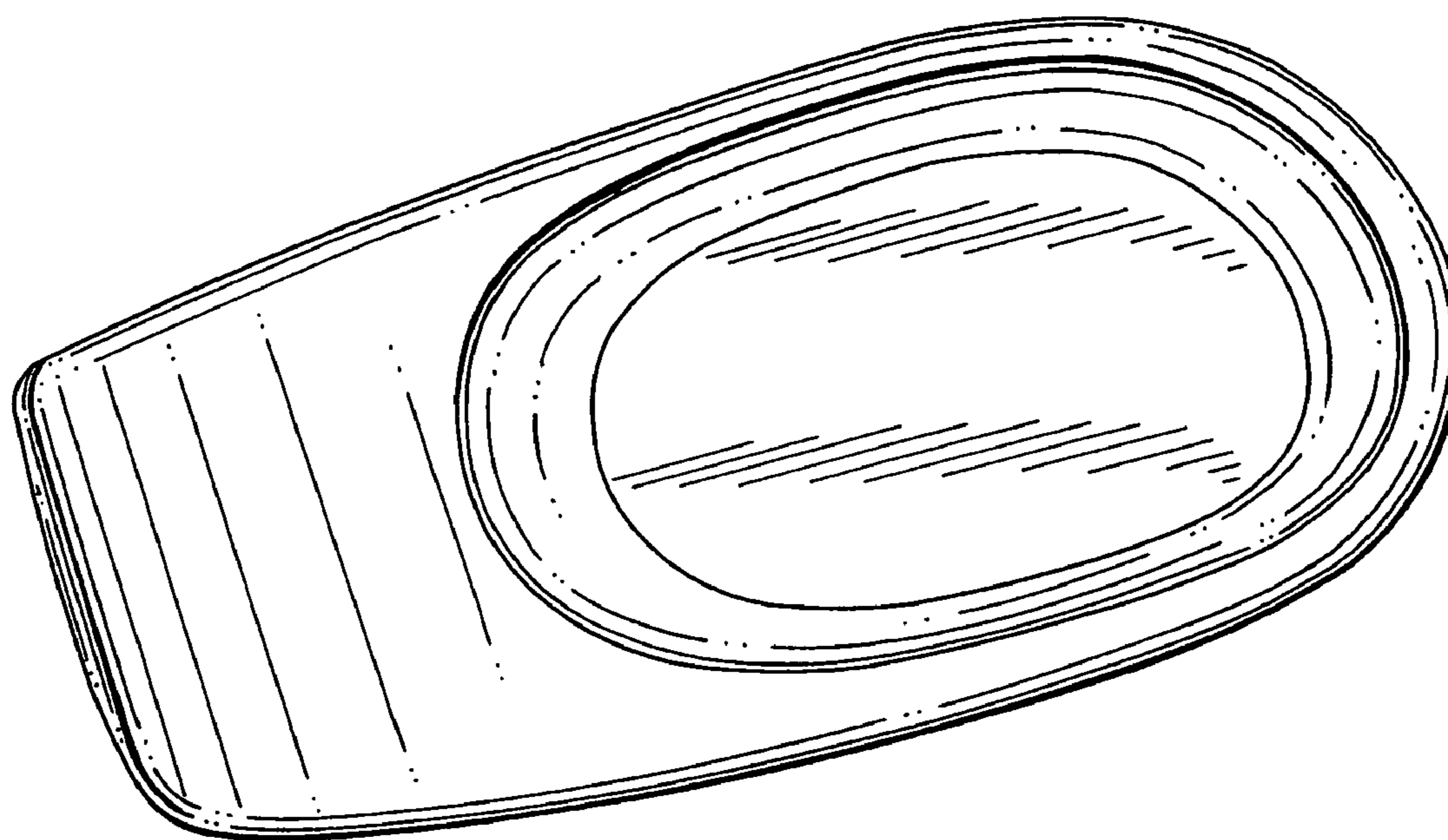


FIG. 3

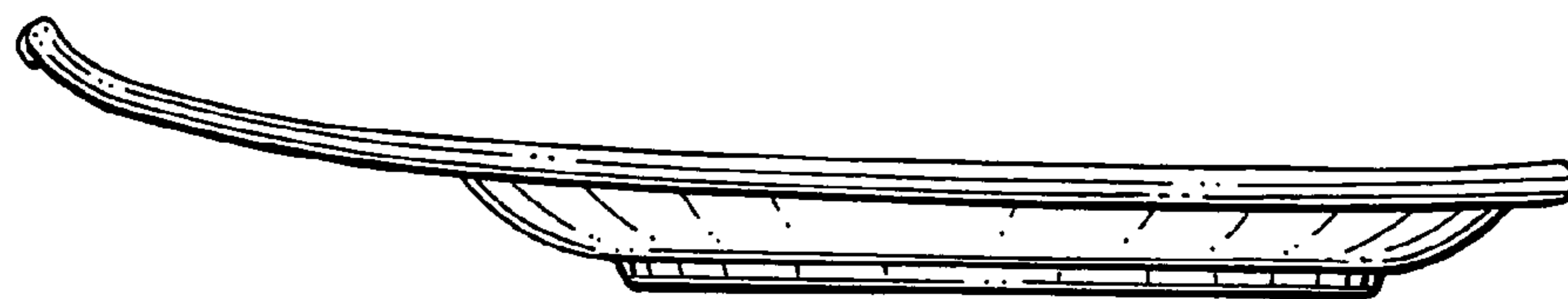


FIG. 4

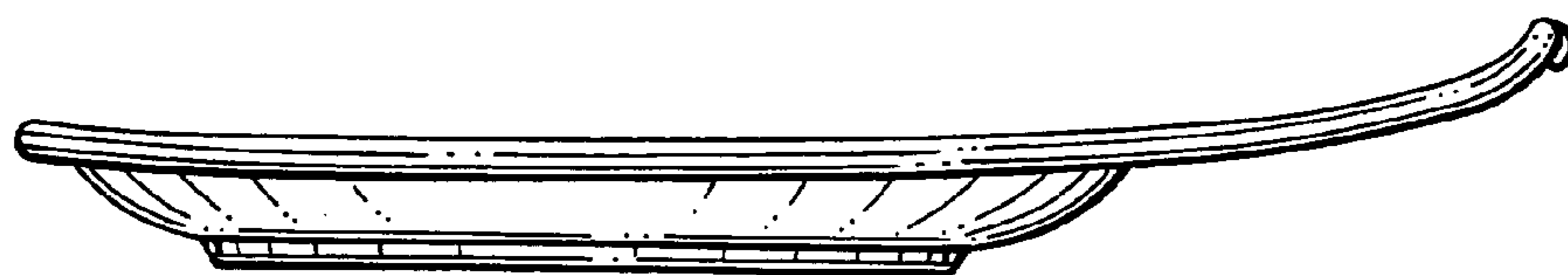


FIG. 5



FIG. 6




FIG. 7