



US00D604060S

(12) **United States Design Patent**
Siomades

(10) **Patent No.:** **US D604,060 S**

(45) **Date of Patent:** **** Nov. 17, 2009**

(54) **FLOWER TABLE**

(76) **Inventor:** **Lorianne Siomades**, 6091 Rain Dance Trail, Littleton, CO (US) 80125

(**) **Term:** **14 Years**

(21) **Appl. No.:** **29/326,528**

(22) **Filed:** **Oct. 20, 2008**

(51) **LOC (9) Cl.** **06-03**

(52) **U.S. Cl.** **D6/451; D6/488**

(58) **Field of Classification Search** D6/480-489, D6/495-499, 450, 451, 351; 108/153.1, 108/155, 156, 161; 248/188, 188.1
See application file for complete search history.

(56) **References Cited**

U.S. PATENT DOCUMENTS

D67,980 S	8/1925	Witten	
D146,611 S	4/1947	Mellick	
D165,563 S	12/1951	Turnbull	
D170,471 S	9/1953	Meagher	
D184,812 S	4/1959	Harris	
D190,998 S *	8/1961	Schultz	D6/486
D193,241 S	7/1962	Goldman et al.	
D198,369 S	6/1964	Jakobsen et al.	
D222,715 S *	12/1971	Bates	D6/497
D223,613 S	5/1972	Meth	
D227,966 S *	7/1973	Duem	D6/455
D228,219 S	8/1973	Snyder	
D232,456 S	8/1974	Wormser	
D242,411 S *	11/1976	Walker	D6/451
D244,326 S	5/1977	Taylor	
D261,831 S	11/1981	Luckey	
D262,245 S	12/1981	Kane	
D262,500 S	1/1982	Rocchia	
D265,440 S	7/1982	Orenstein	
D289,501 S	4/1987	Sandy	
D292,762 S *	11/1987	Williamson	D6/451
D299,731 S	2/1989	Vetter	
D305,136 S	12/1989	Blasiman	
D320,053 S	9/1991	Klawitter	

D325,231 S	4/1992	Reynolds
D326,368 S	5/1992	Vilmar-Matthews
D327,926 S	7/1992	Carr
D336,789 S	6/1993	Yang
D340,359 S	10/1993	Caldwell
D341,862 S	11/1993	Miuccio
D343,302 S	1/1994	Caldwell

(Continued)

OTHER PUBLICATIONS

U.S. Appl. No. 29/326,518, filed Oct. 20, 2008, Siomades.
U.S. Appl. No. 29/326,520, filed Oct. 20, 2008, Siomades.
U.S. Appl. No. 29/326,522, filed Oct. 20, 2008, Siomades.
U.S. Appl. No. 29/326,525, filed Oct. 20, 2008, Siomades.
U.S. Appl. No. 29/326,526, filed Oct. 20, 2008, Siomades.

Primary Examiner—Janice E Seeger
(74) *Attorney, Agent, or Firm*—Sheridan Ross P.C.

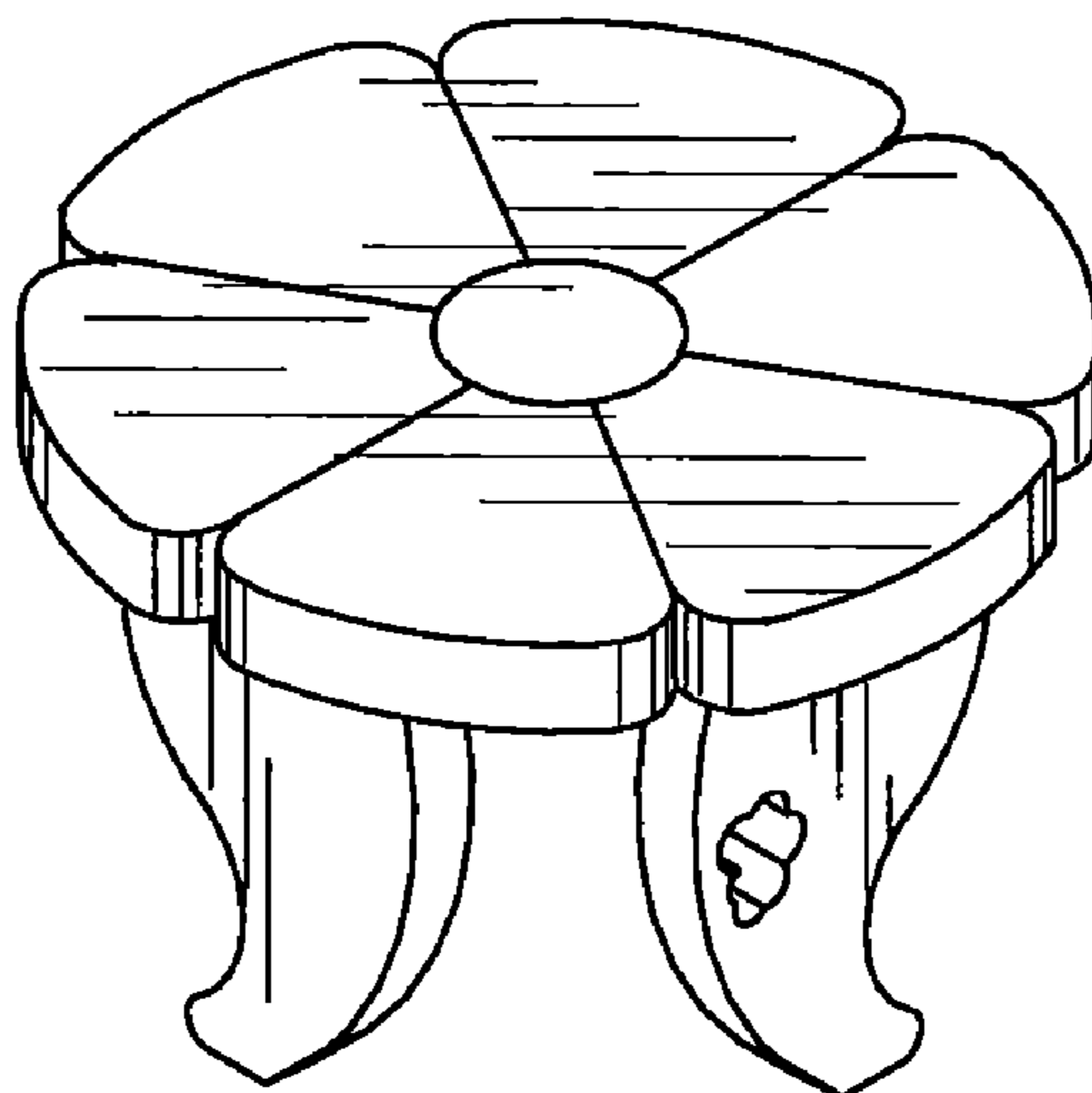
(57) **CLAIM**

The ornamental design for a flower table, as shown and described.

DESCRIPTION

FIG. 1 is a front perspective view of the flower table, showing my new design, the broken lines depicting environment and forming no part of the claimed design;
FIG. 2 is a top plan view of the invention illustrated in FIG. 1;
FIG. 3 is a front elevation view of the invention illustrated in FIG. 1;
FIG. 4 is a right side elevation view of the invention illustrated in FIG. 1;
FIG. 5 is a left side elevation view of the invention illustrated in FIG. 1;
FIG. 6 is a rear elevation view of the invention illustrated in FIG. 1; and,
FIG. 7 is a bottom plan view of the invention illustrated in FIG. 1.

1 Claim, 2 Drawing Sheets



US D604,060 S

Page 2

U.S. PATENT DOCUMENTS

D351,952 S	11/1994	Weiss	D426,974 S	6/2000	Lin
D354,175 S	1/1995	Fein	D429,632 S	8/2000	Del Bon
D356,739 S	3/1995	Ju	D434,917 S	12/2000	Yang
D369,915 S	5/1996	Loader	D436,752 S	1/2001	Paul
D373,909 S	9/1996	Loader	D440,058 S	4/2001	Owens et al.
D387,103 S	12/1997	Nielsen et al.	D440,415 S	4/2001	Bellini
D391,323 S	2/1998	Nielsen et al.	D441,667 S	5/2001	Glenn, III
D402,817 S	12/1998	Schultz	D465,346 S	11/2002	Lin
D413,150 S	8/1999	Frederiksen	D506,082 S	6/2005	Foy
D416,591 S	11/1999	Frederiksen	D533,366 S	12/2006	Wehner
D426,596 S	6/2000	Polk	D585,421 S	1/2009	Petersen

* cited by examiner

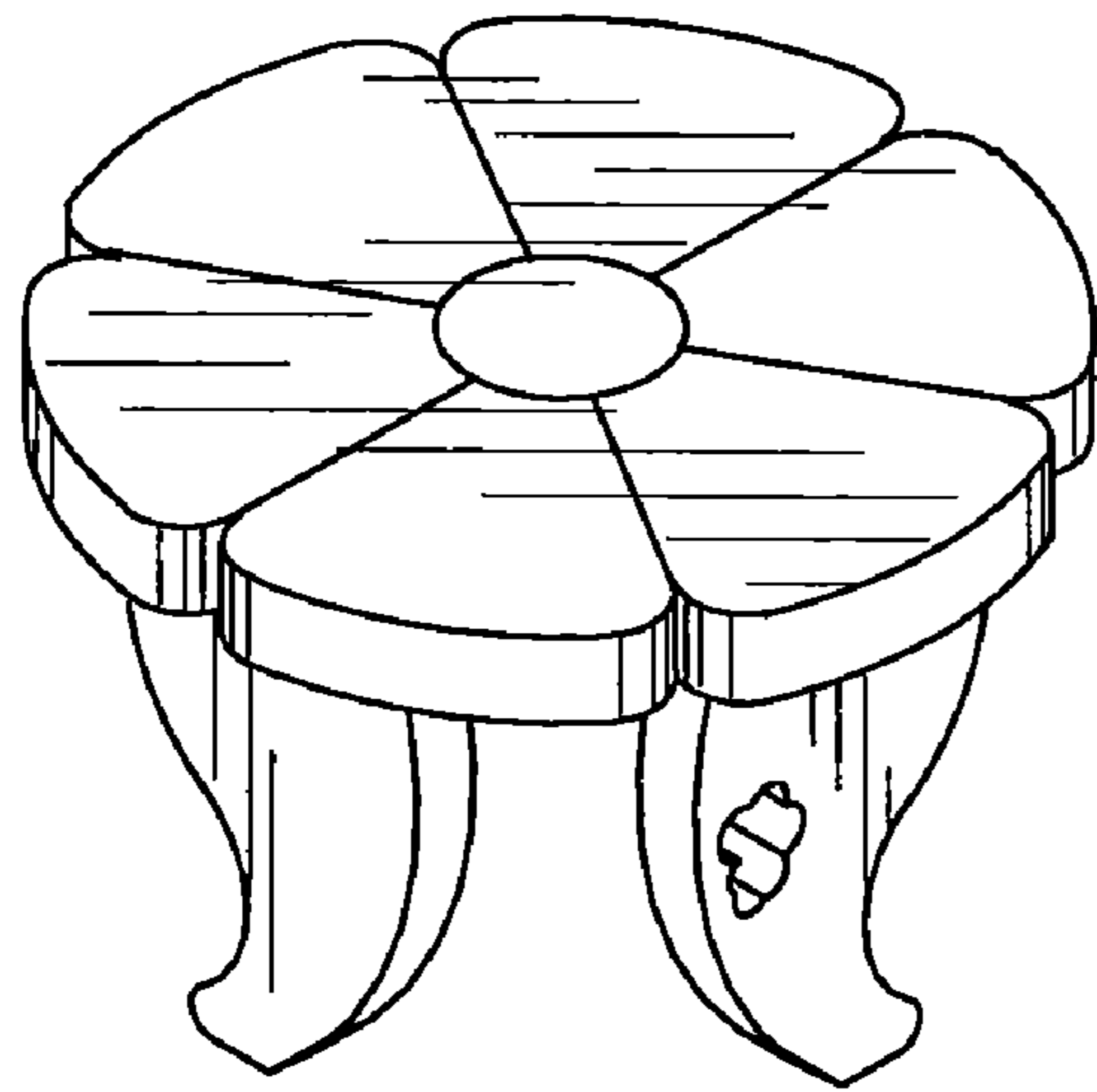


Fig. 1

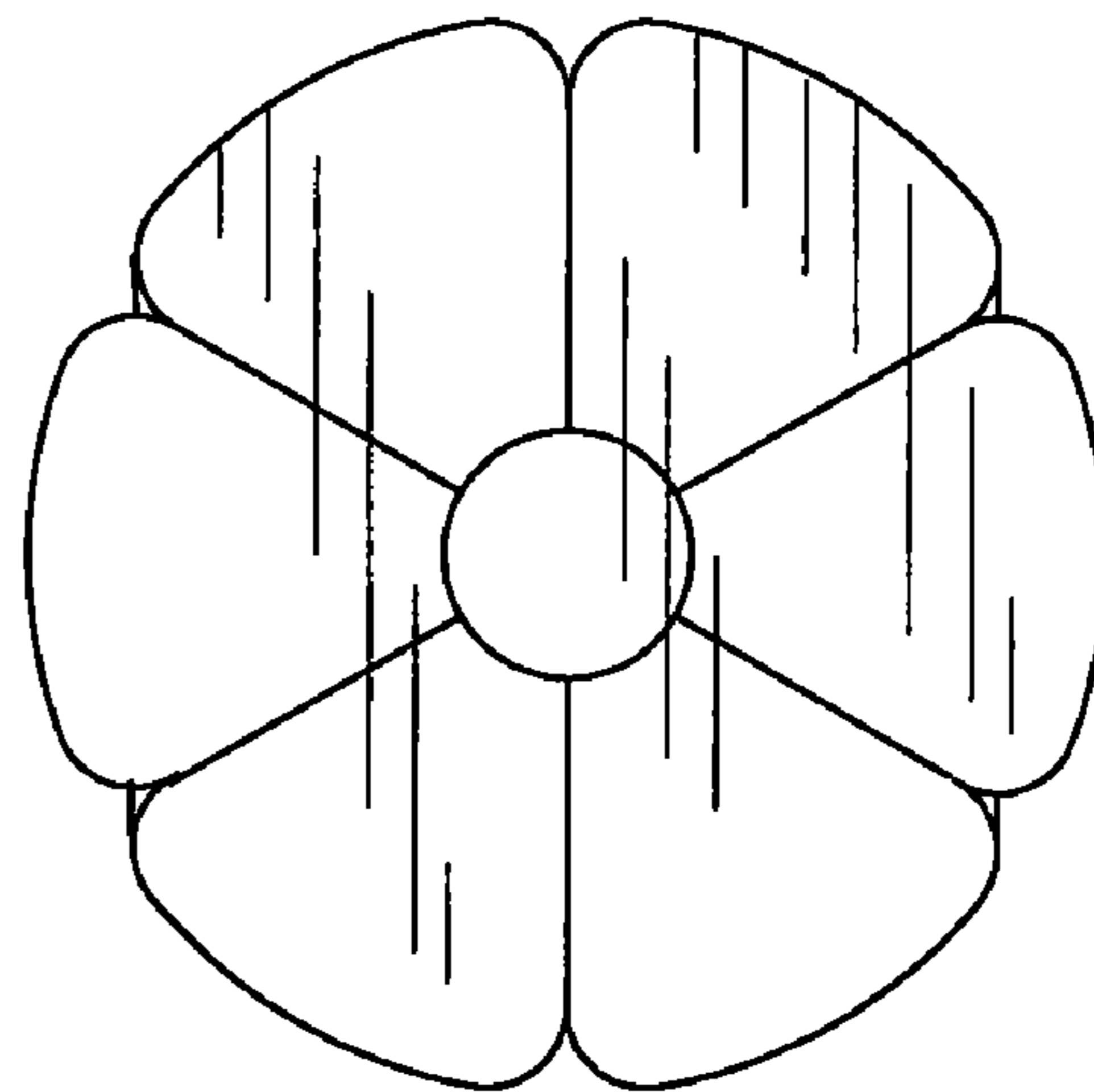


Fig. 2

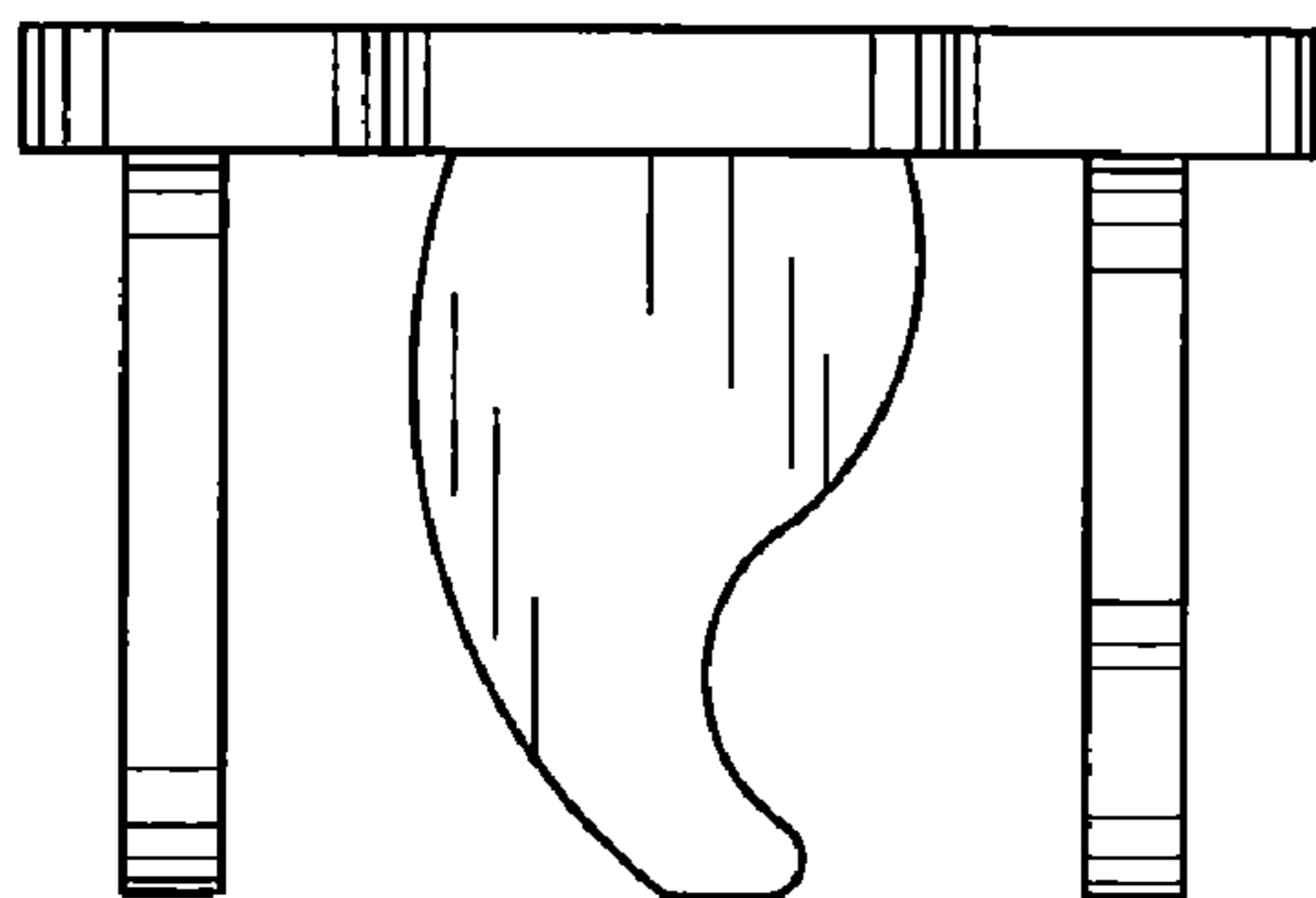


Fig. 3

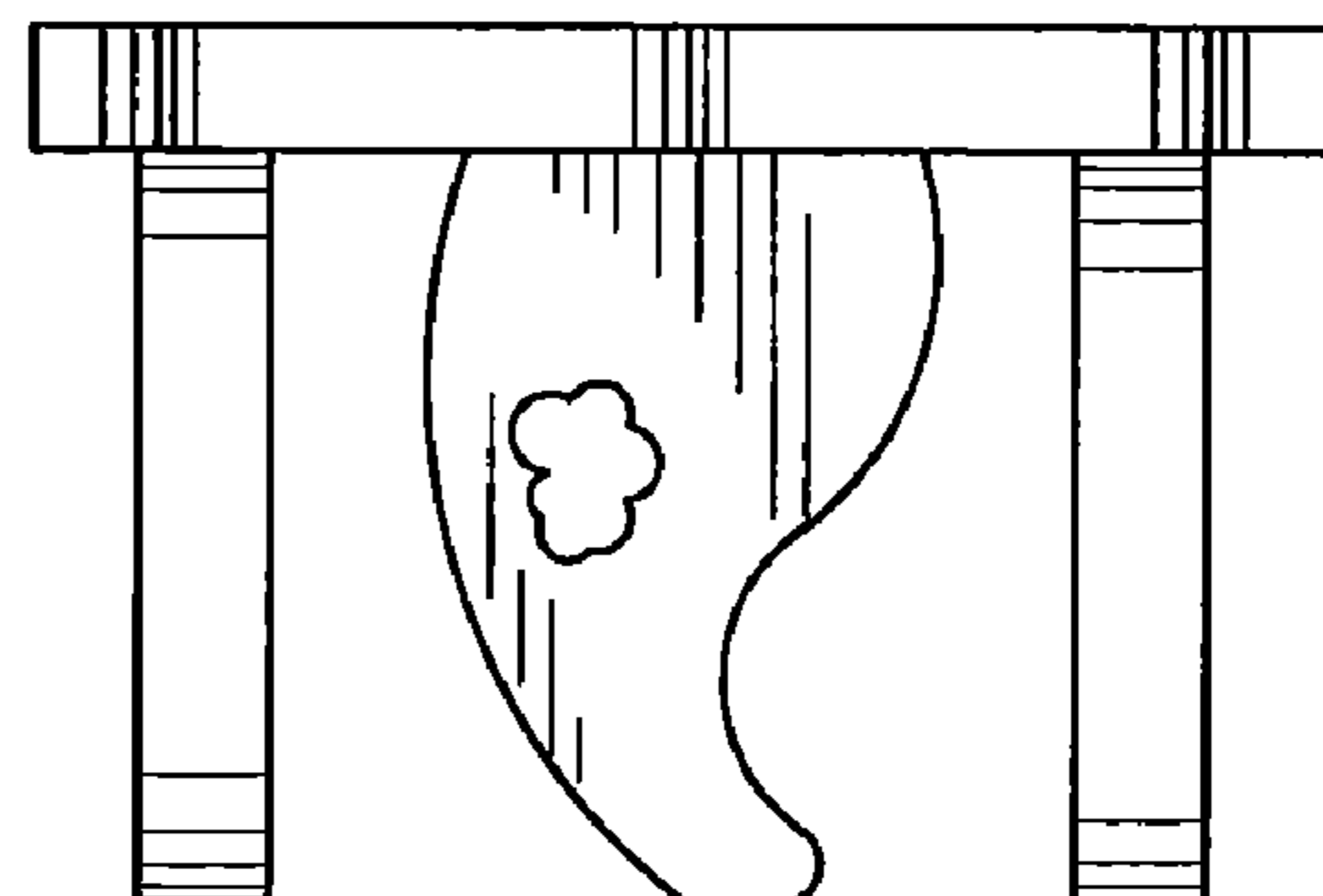


Fig. 4

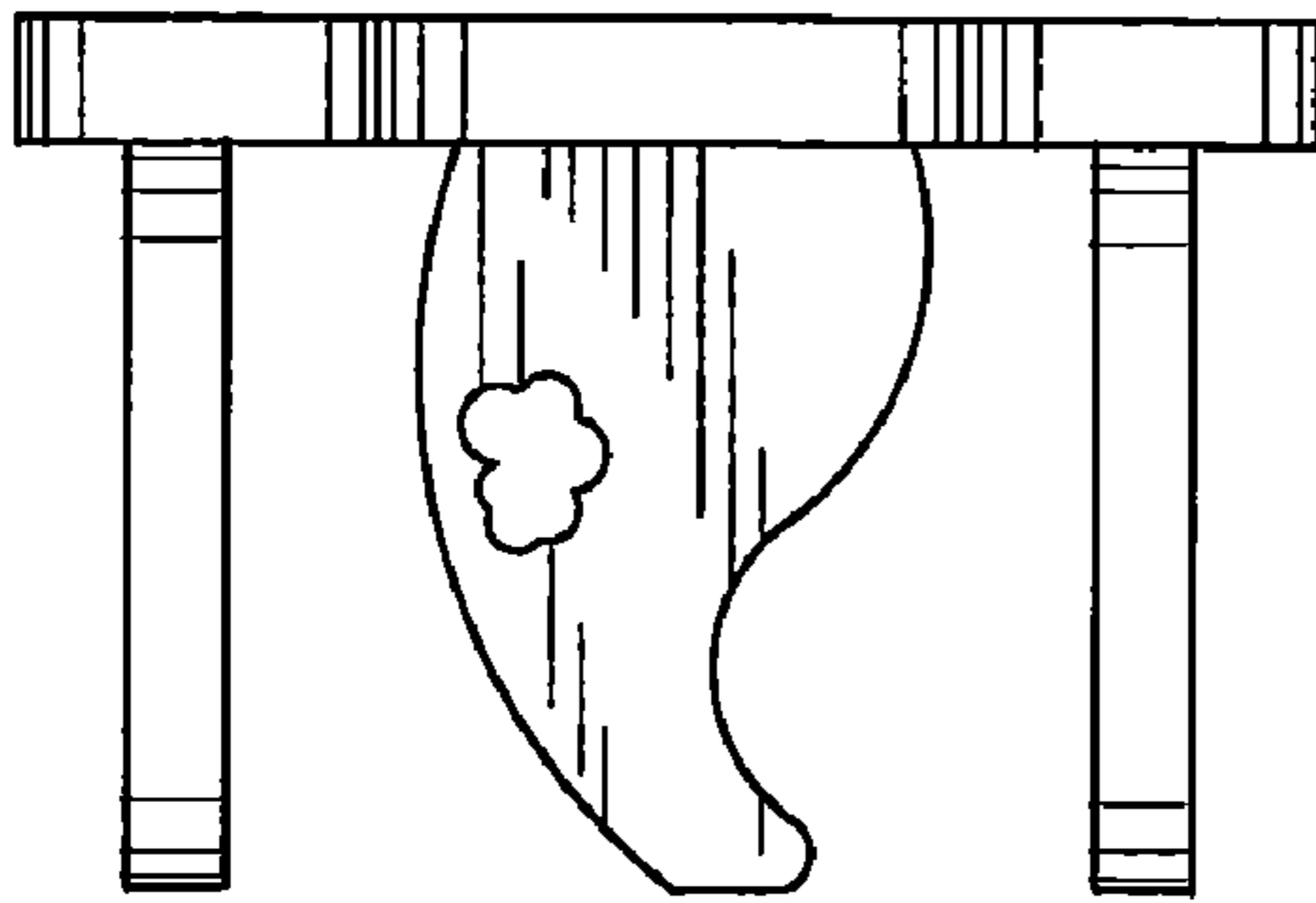


Fig. 5

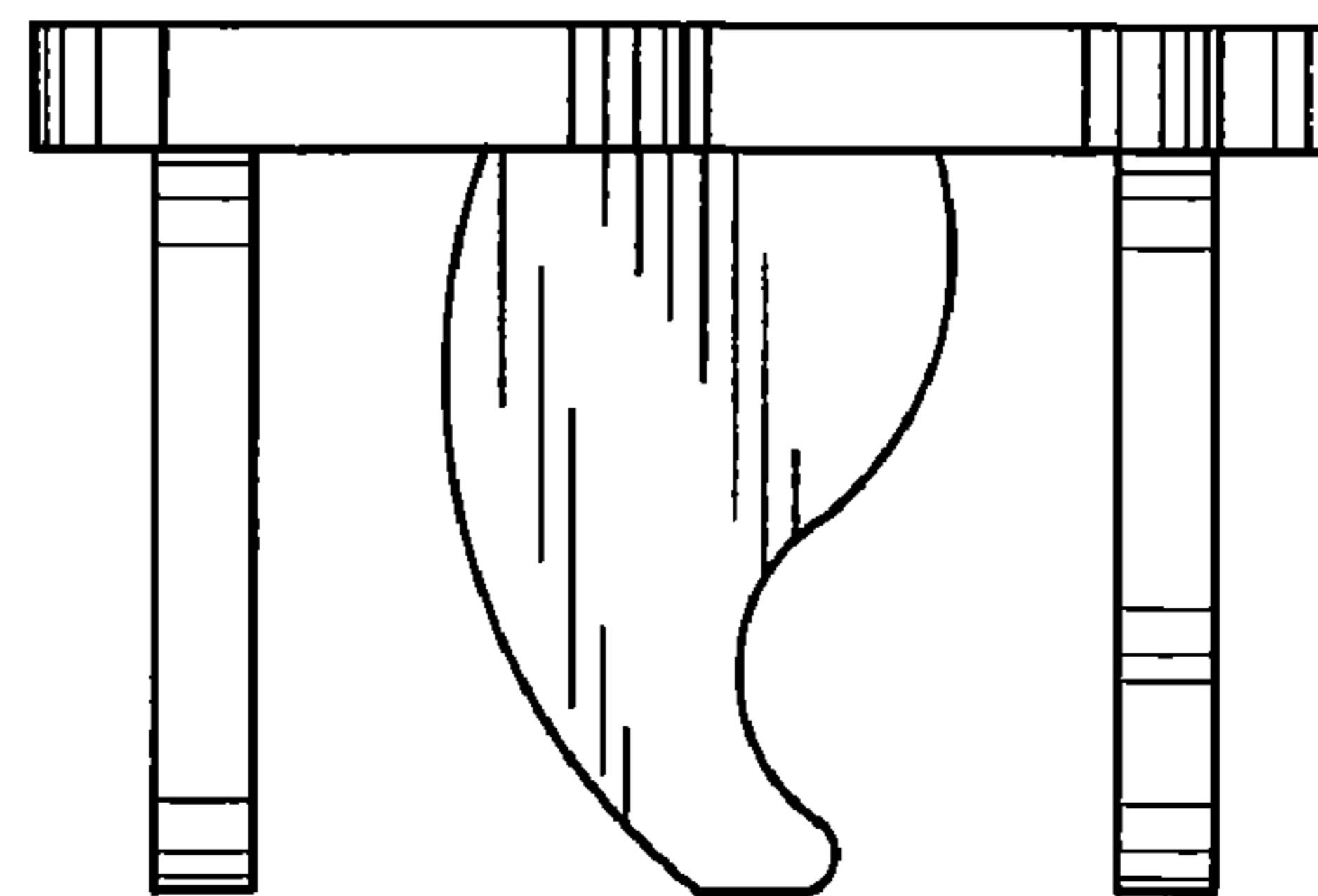


Fig. 6

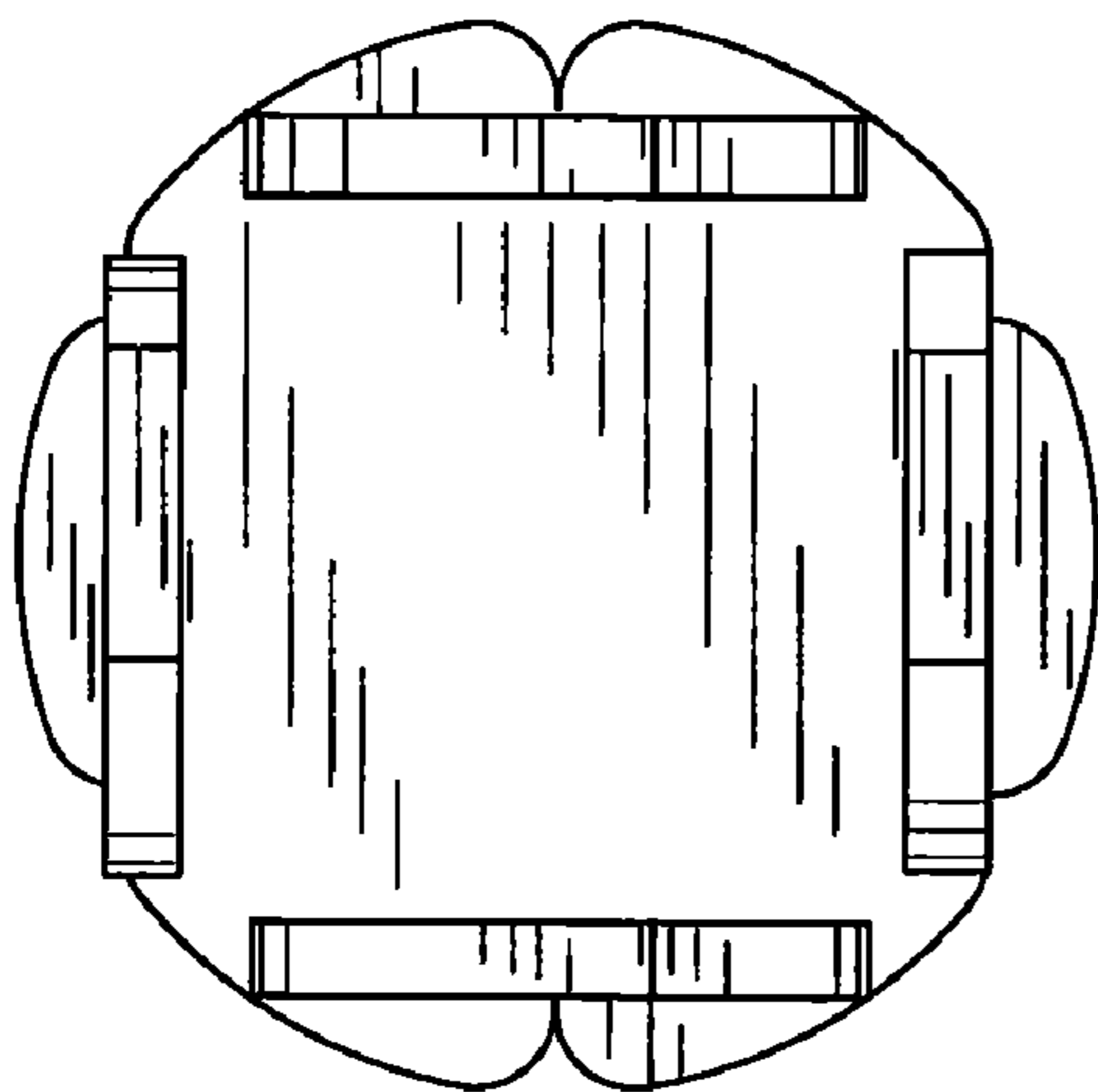


Fig. 7