



US00D604044S

(12) **United States Design Patent**
Ledbetter et al.

(10) **Patent No.:** **US D604,044 S**
(45) **Date of Patent:** **** Nov. 17, 2009**

(54) **HOLDER FOR AN ELECTRONIC DEVICE WITH SURFACE ORNAMENTATION**

D208,346 S * 8/1967 Dixon D5/58
D336,780 S * 6/1993 Blankenship et al. D3/248
D429,068 S * 8/2000 Kleinsmith D3/249
D528,303 S * 9/2006 Hillerich D3/321

(75) Inventors: **Carl J. Ledbetter**, Mercer Island, WA (US); **Dan Funderburgh**, Brooklyn, NY (US)

* cited by examiner

(73) Assignee: **Microsoft Corporation**, Redmond, WA (US)

Primary Examiner—Holly H Baynham
(74) *Attorney, Agent, or Firm*—Banner & Witcoff, Ltd.

(**) Term: **14 Years**

(57) **CLAIM**

(21) Appl. No.: **29/295,477**

The ornamental design for a holder for an electronic device with surface ornamentation, as shown and described.

(22) Filed: **Sep. 28, 2007**

DESCRIPTION

(51) **LOC (9) Cl.** **03-01**

FIG. 1 is a front environmental view of a holder for an electronic device with surface ornamentation showing our new design; and,

(52) **U.S. Cl.** **D3/248**

(58) **Field of Classification Search** D3/234,
D3/238, 247–252; D5/55, 58; 150/130–132,
150/100, 103–104, 106–110, 113–114, 118–119
See application file for complete search history.

FIG. 2 is another front environmental view of a holder for an electronic device with surface ornamentation showing our new design.

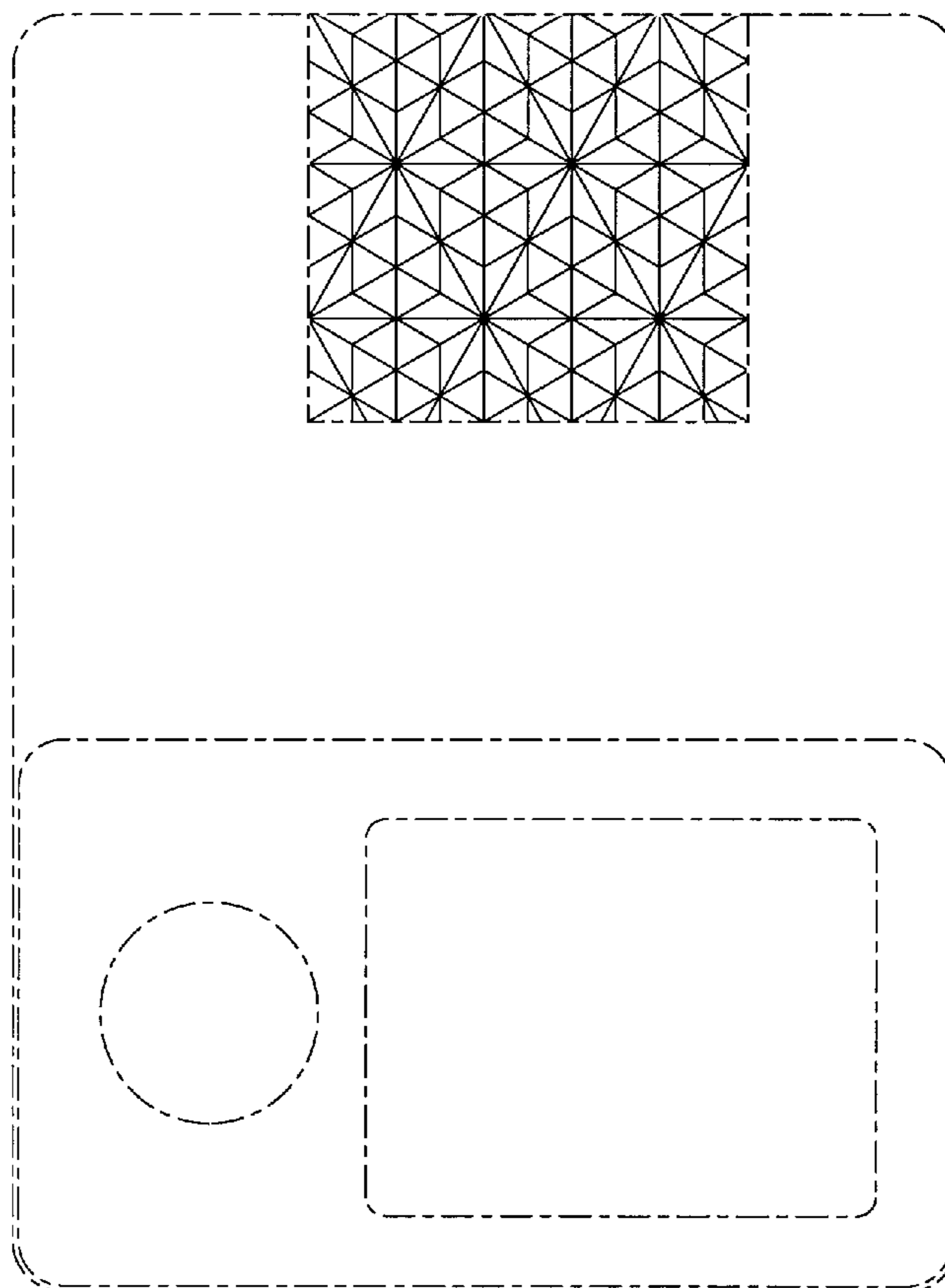
(56) **References Cited**

The broken lines immediately adjacent the shaded areas represent the bounds of the claim and all other broken lines are for illustrative purposes only. None of the broken lines form part of the claimed design.

U.S. PATENT DOCUMENTS

D46,332 S * 9/1914 Cohn D3/248
D79,839 S * 11/1929 Muentener D5/55
D163,745 S * 6/1951 Dobbs et al. D3/248

1 Claim, 2 Drawing Sheets



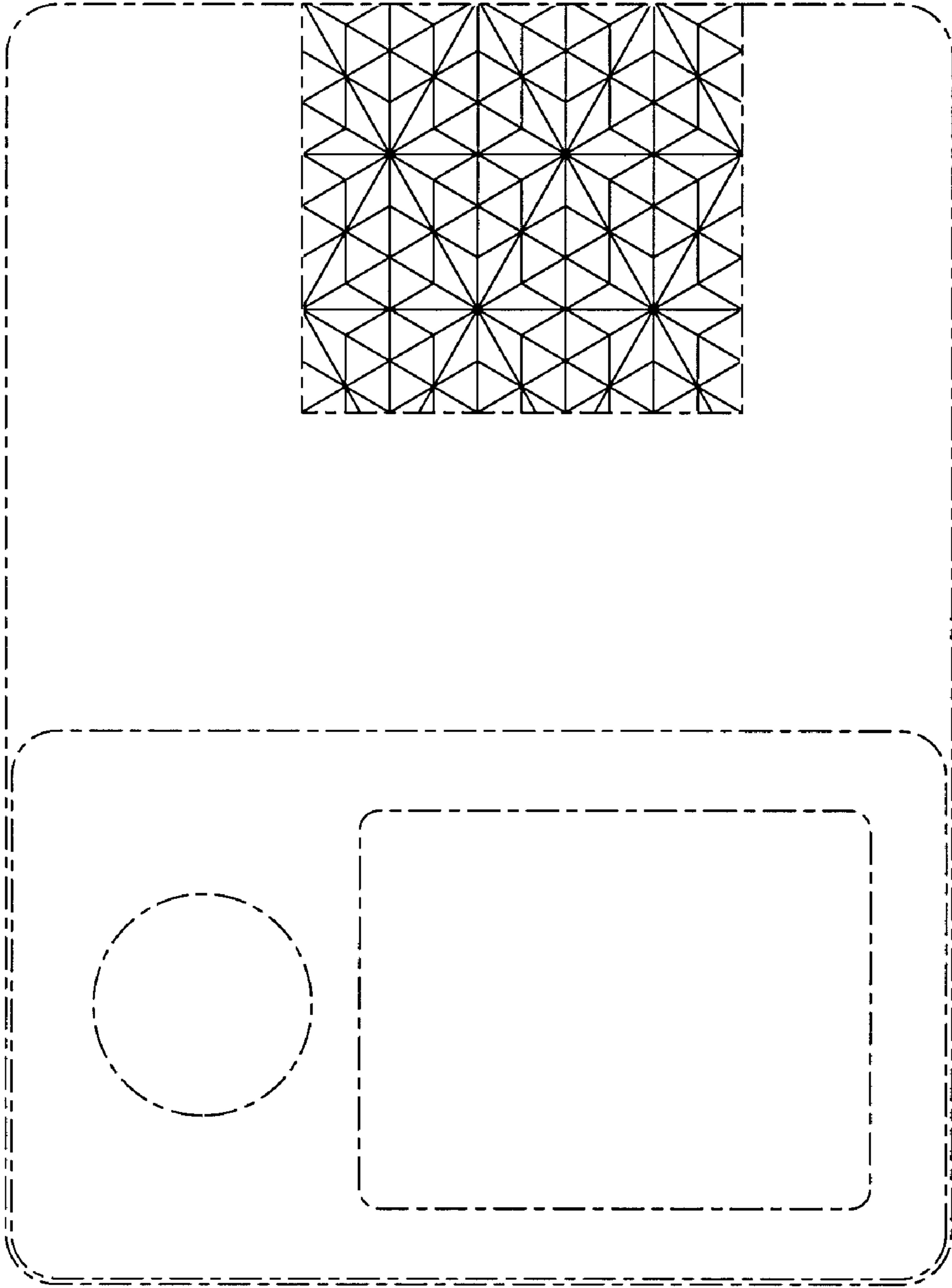


FIG. 1

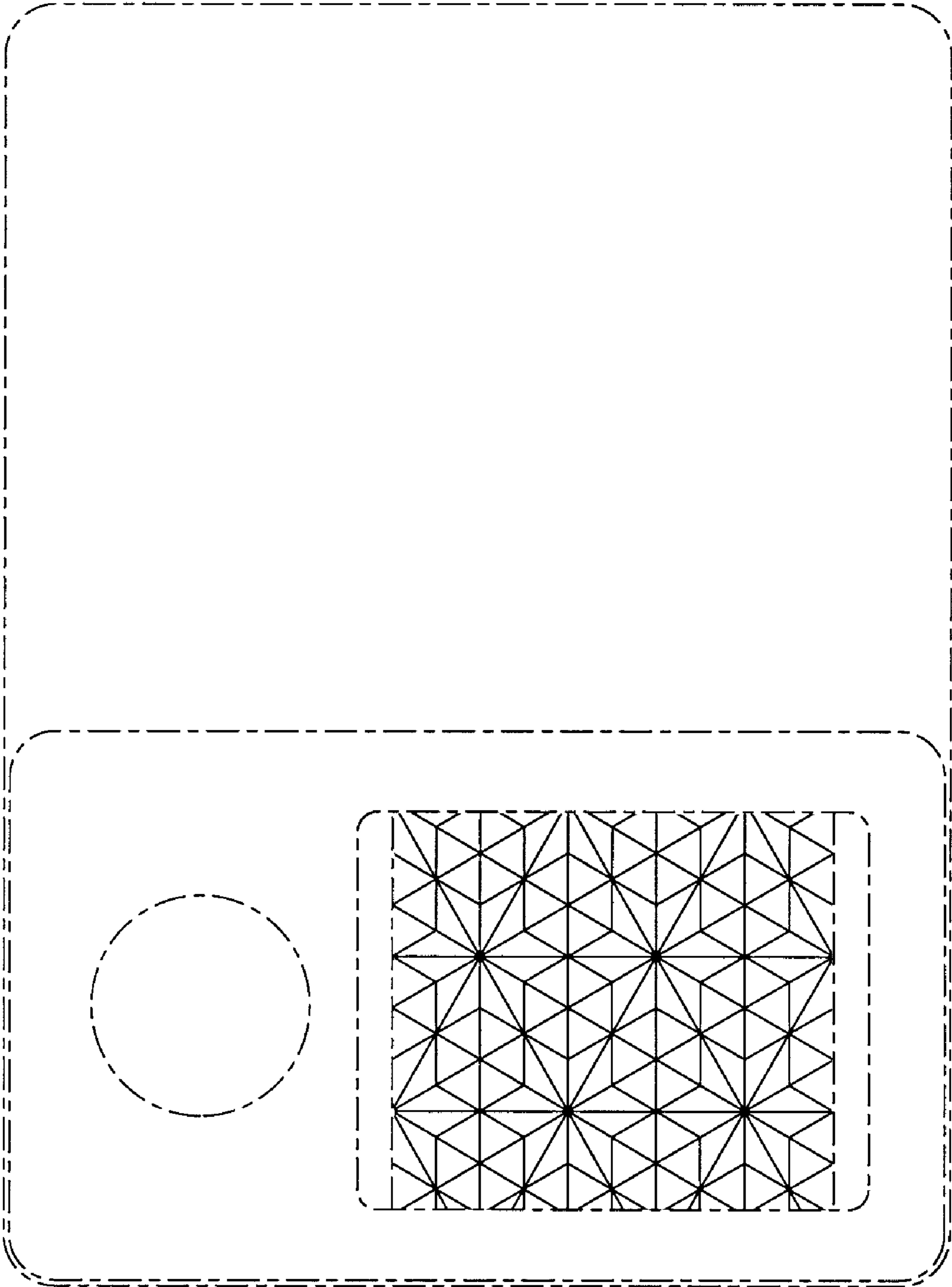


FIG. 2