

US00D604040S

(12) **United States Design Patent**
Fleming

(10) **Patent No.:** **US D604,040 S**

(45) **Date of Patent:** **** Nov. 17, 2009**

(54) **COVER FOR A REMOTE DEVICE**

D580,818 S * 11/2008 Ohta et al. D11/207
D589,698 S * 4/2009 Ohta et al. D3/212

(75) Inventor: **William Fleming**, Carlsbad, CA (US)

* cited by examiner

(73) Assignee: **Lucky Line Products, Inc.**, San Diego, CA (US)

Primary Examiner—R. Seifert

(74) *Attorney, Agent, or Firm*—Townsend and Townsend and Crew, LLP

(**) Term: **14 Years**

(21) Appl. No.: **29/318,054**

(57) **CLAIM**

(22) Filed: **May 12, 2008**

The ornamental design for the cover for a remote device, as shown and described.

(51) **LOC (9) Cl.** **03-01**

(52) **U.S. Cl.** **D3/207**

(58) **Field of Classification Search** D3/207–212;
D11/31–33, 44, 48–51, 66; 70/456 R, 456 B,
70/457–460; 24/3.6; D13/168; 362/116;
D8/348; 206/305; 174/135

See application file for complete search history.

DESCRIPTION

(56) **References Cited**

U.S. PATENT DOCUMENTS

5,220,319 A * 6/1993 Kendel 340/825.69
5,850,754 A * 12/1998 Dobbins 70/456 R
D448,157 S * 9/2001 Wright D3/208
D456,600 S * 5/2002 Gadson D3/208
6,669,017 B2 * 12/2003 Linihan 206/305
6,948,614 B1 * 9/2005 Hall et al. 206/305
D542,025 S * 5/2007 Vincent D3/208
D570,597 S * 6/2008 Klein D3/207
7,417,193 B2 * 8/2008 Schumacher et al. 174/135

FIG. 1 is a front perspective view of a cover for a remote device as claimed herein;

FIG. 2 is a front plan view of the cover for a remote device;

FIG. 3 is a back plan view of the cover for a remote device;

FIG. 4 is a bottom elevational view of the cover for a remote device;

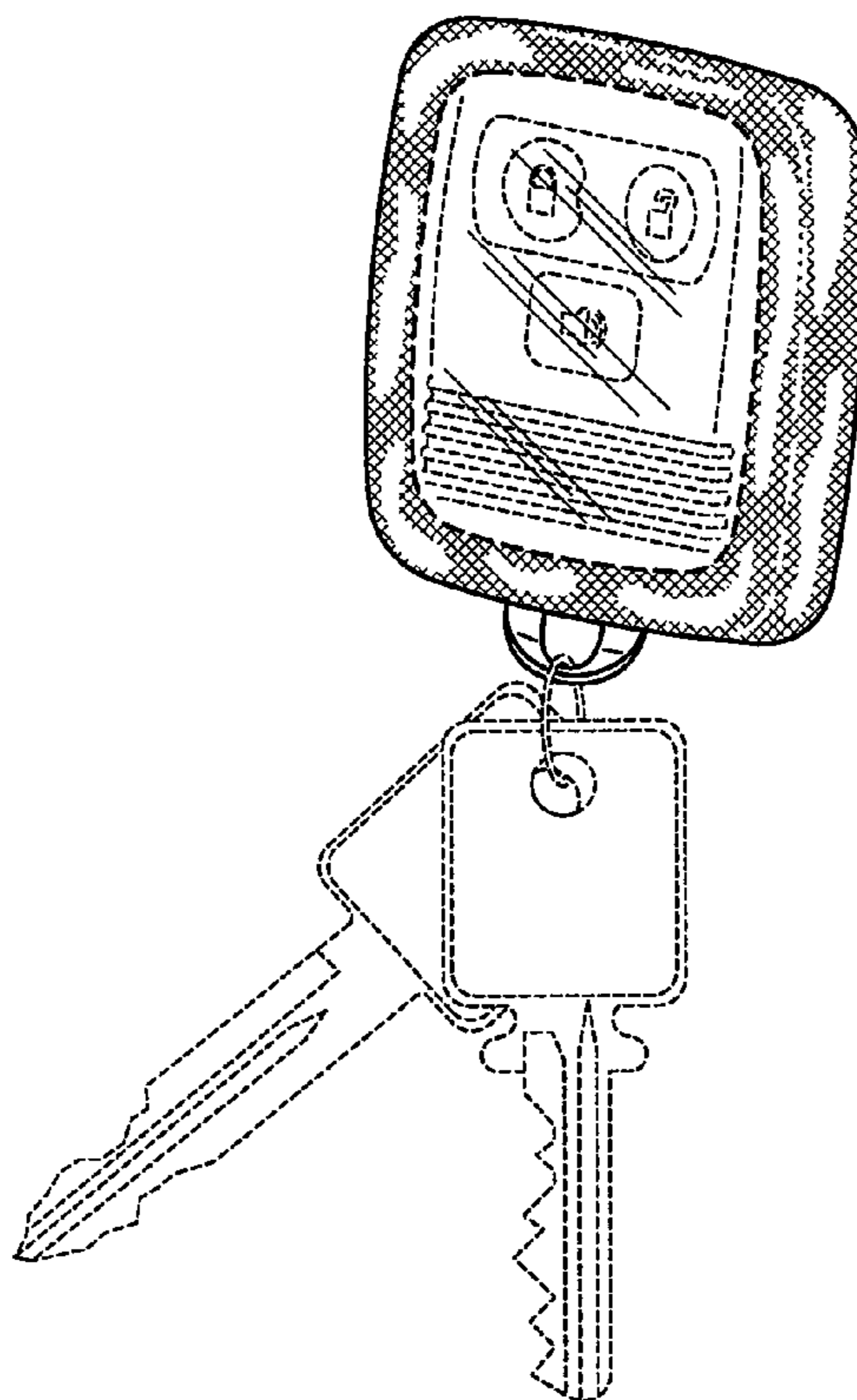
FIG. 5 is a top elevational view of the cover for a remote device;

FIG. 6 is a right elevational view of the cover for a remote device; and,

FIG. 7 is a left elevational view of the cover for a remote device.

The broken line showing of environmental matter is for illustrative purposes only and forms no part of the claimed design.

1 Claim, 3 Drawing Sheets



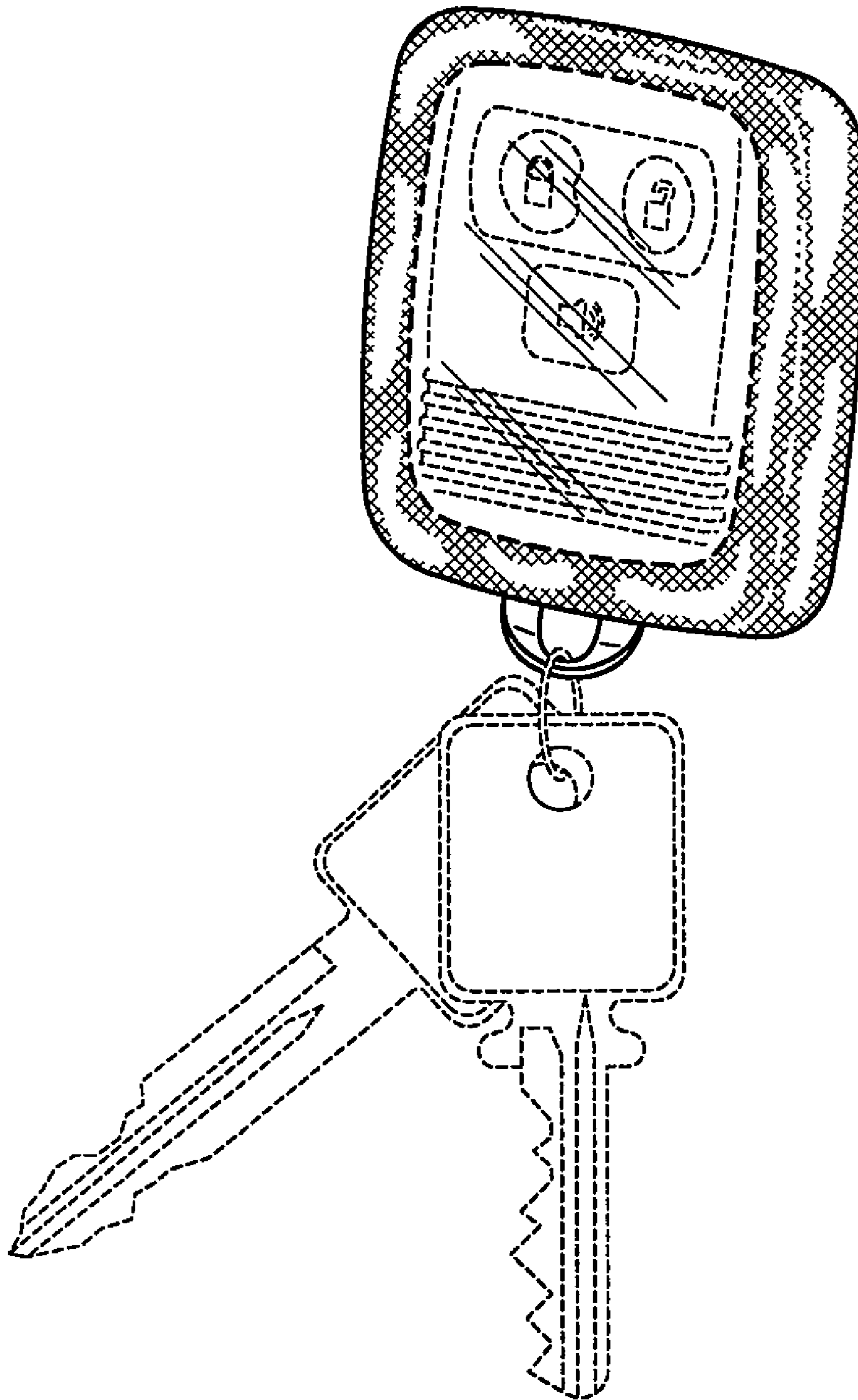


FIG. 1

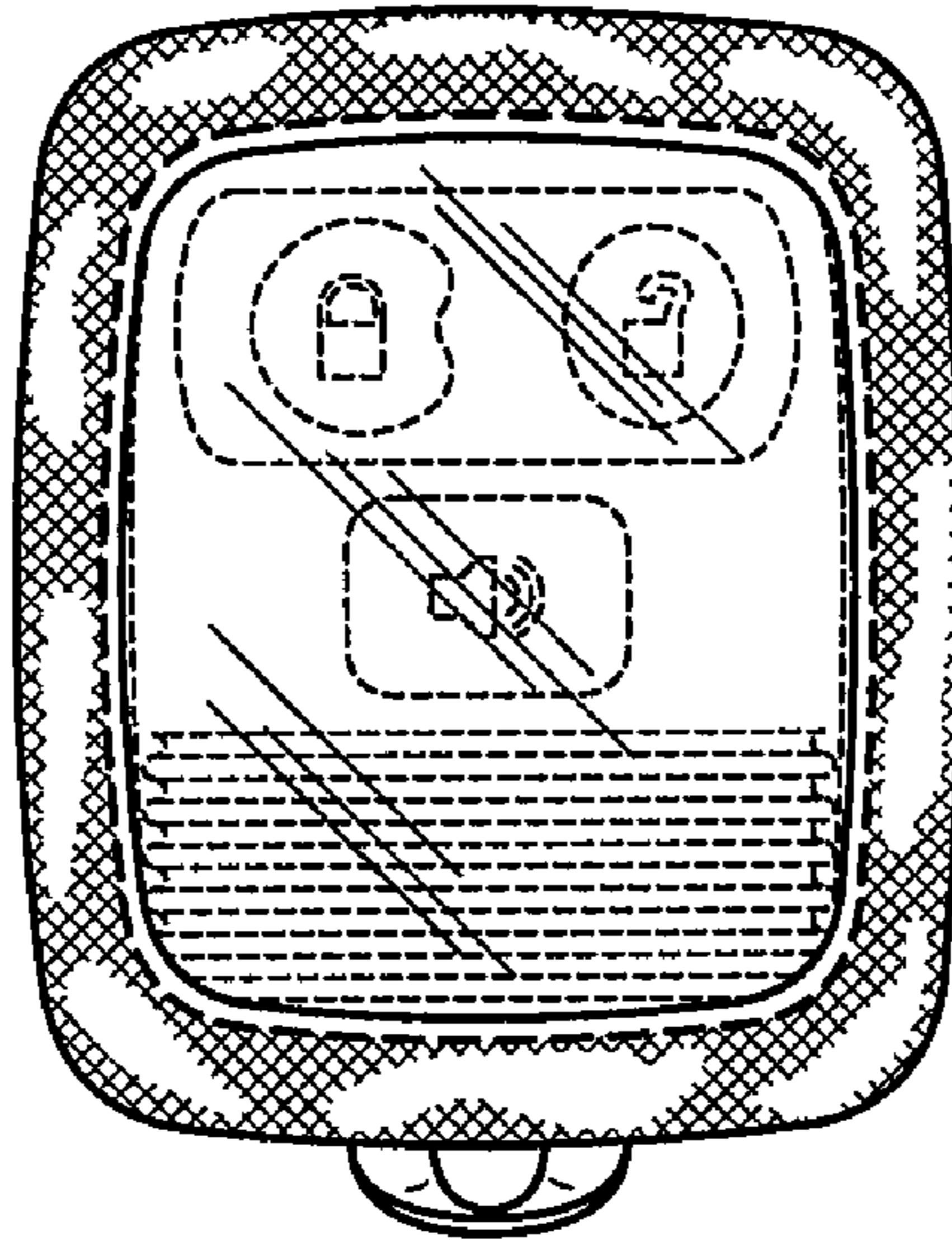


FIG. 2




FIG. 3

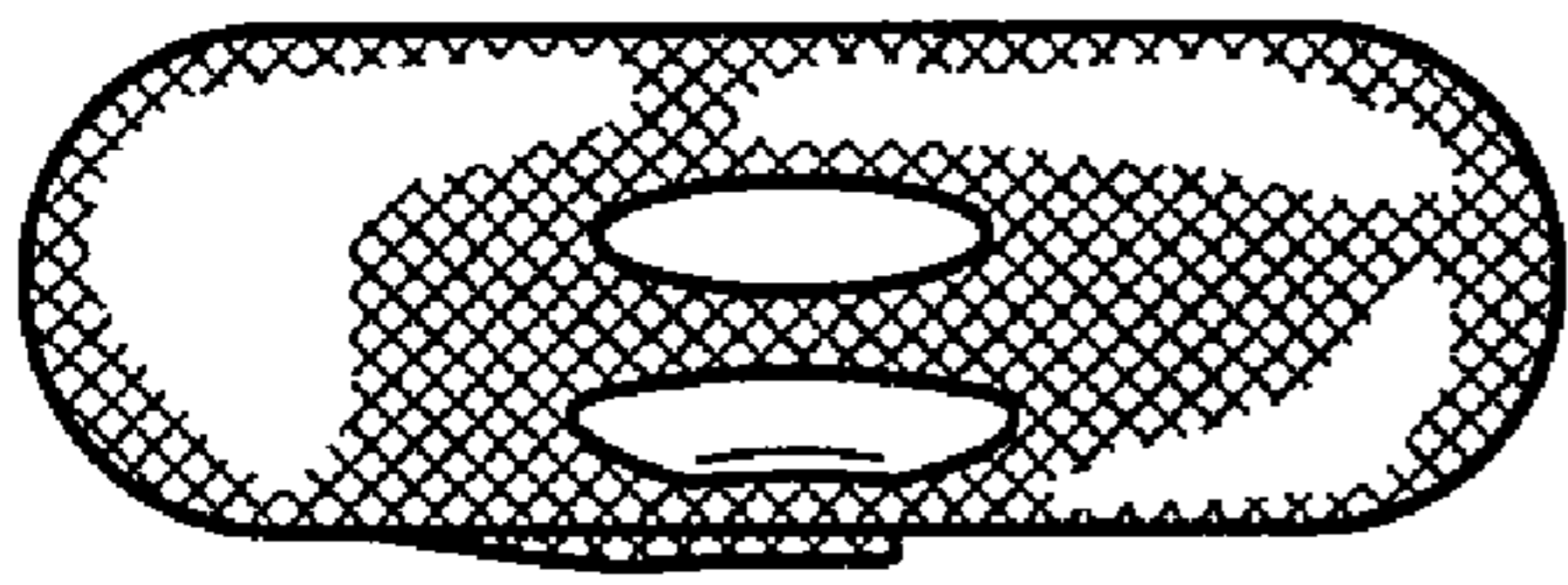


FIG. 5

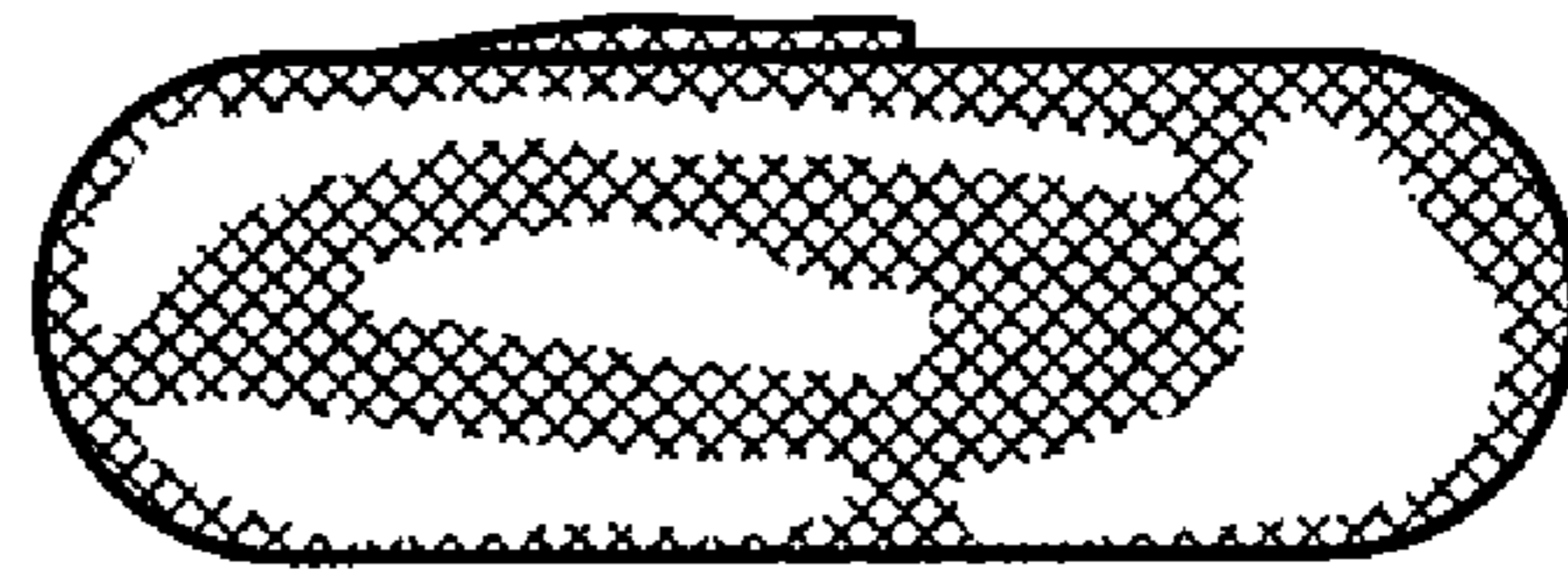


FIG. 4




FIG. 6




FIG. 7