



US00D604039S

(12) **United States Design Patent**  
**Fleming**

(10) **Patent No.:** **US D604,039 S**

(45) **Date of Patent:** **\*\* Nov. 17, 2009**

(54) **COVER FOR A REMOTE DEVICE**

D580,818 S \* 11/2008 Ohta et al. .... D11/207  
D589,698 S \* 4/2009 Ohta et al. .... D3/212

(75) Inventor: **William Fleming**, Carlsbad, CA (US)

\* cited by examiner

(73) Assignee: **Lucky Line Products, Inc.**, San Diego, CA (US)

*Primary Examiner*—R. Seifert

(74) *Attorney, Agent, or Firm*—Townsend and Townsend and Crew, LLP

(\*\*) Term: **14 Years**

(21) Appl. No.: **29/318,053**

(57) **CLAIM**

(22) Filed: **May 12, 2008**

The ornamental design for the cover for a remote device, as shown and described.

(51) **LOC (9) Cl.** ..... **03-01**

(52) **U.S. Cl.** ..... **D3/207**

(58) **Field of Classification Search** ..... D3/207–212;  
D11/31–33, 44, 48–51, 66; 70/456 R, 456 B,  
70/457–460; 24/3.6; D13/168; 362/116;  
D8/348; 206/305; 174/135

See application file for complete search history.

**DESCRIPTION**

(56) **References Cited**

U.S. PATENT DOCUMENTS

5,220,319 A \* 6/1993 Kendel ..... 340/825.69  
5,850,754 A \* 12/1998 Dobbins ..... 70/456 R  
D448,157 S \* 9/2001 Wright ..... D3/208  
D456,600 S \* 5/2002 Gadson ..... D3/208  
6,669,017 B2 \* 12/2003 Linihan ..... 206/305  
6,948,614 B1 \* 9/2005 Hall et al. .... 206/305  
D542,025 S \* 5/2007 Vincent ..... D3/208  
D570,597 S \* 6/2008 Klein ..... D3/207  
7,417,193 B2 \* 8/2008 Schumacher et al. .... 174/135

FIG. 1 is a front perspective view of a cover for a remote device as claimed herein;

FIG. 2 is a front plan view of the cover for a remote device;

FIG. 3 is a back plan view of the cover for a remote device;

FIG. 4 is a bottom elevational view of the cover for a remote device;

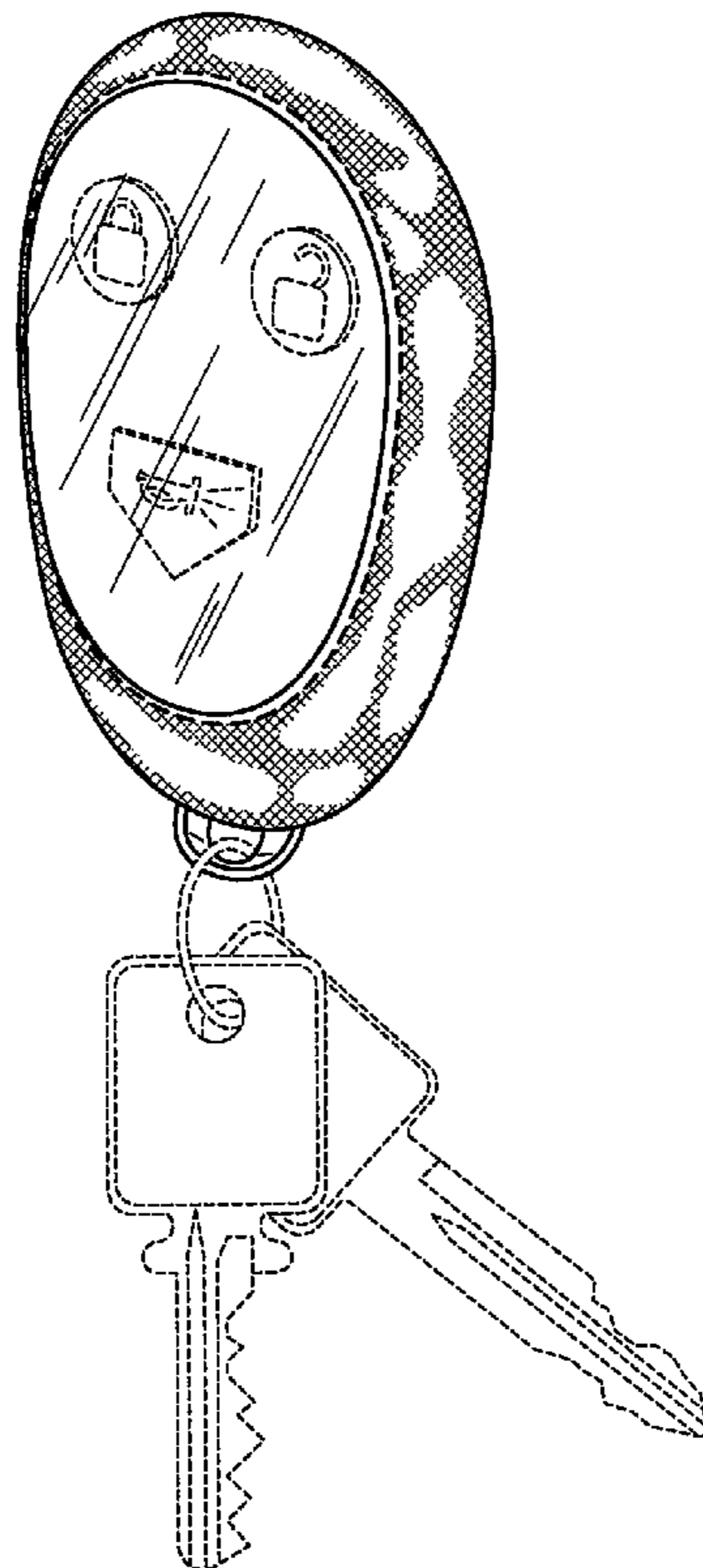
FIG. 5 is a top elevational view of the cover for a remote device;

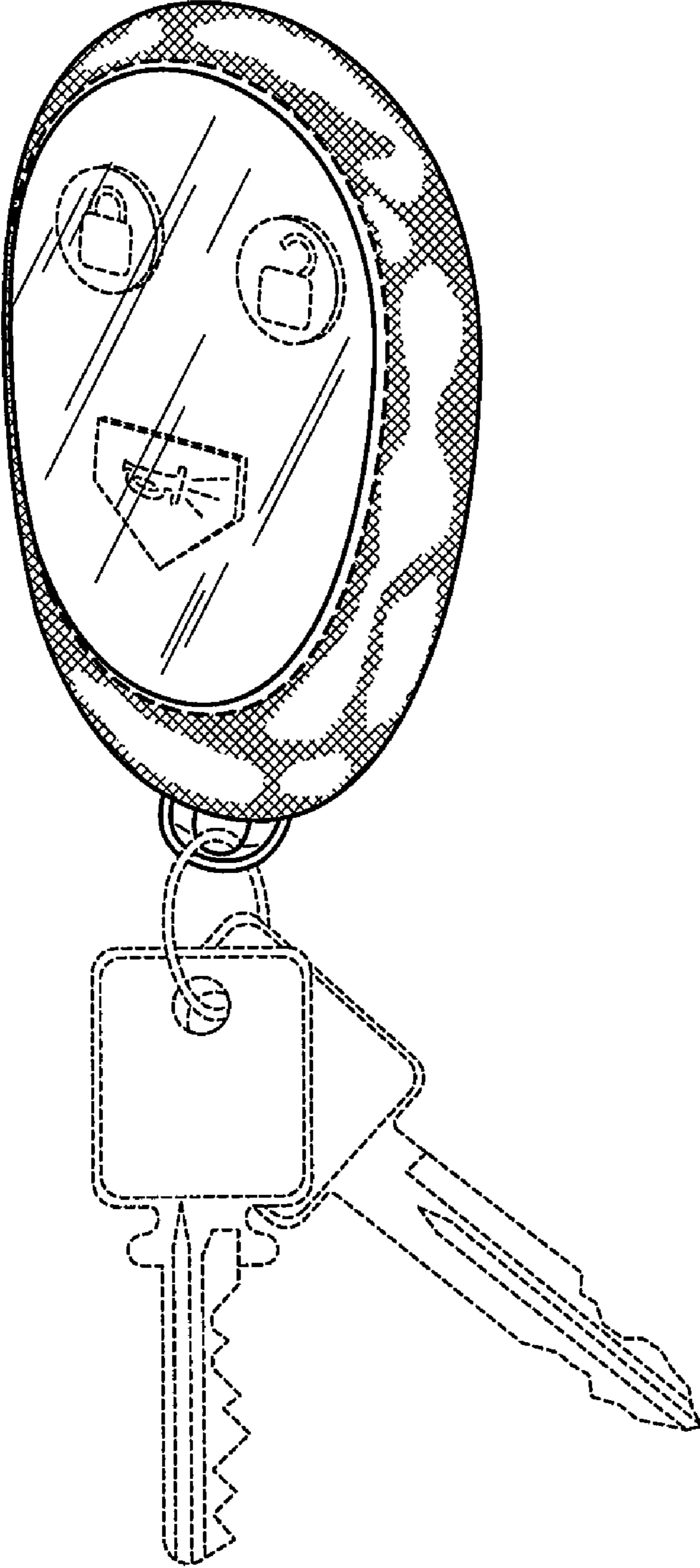
FIG. 6 is a right elevational view of the cover for a remote device; and,

FIG. 7 is a left elevational view of the cover for a remote device.

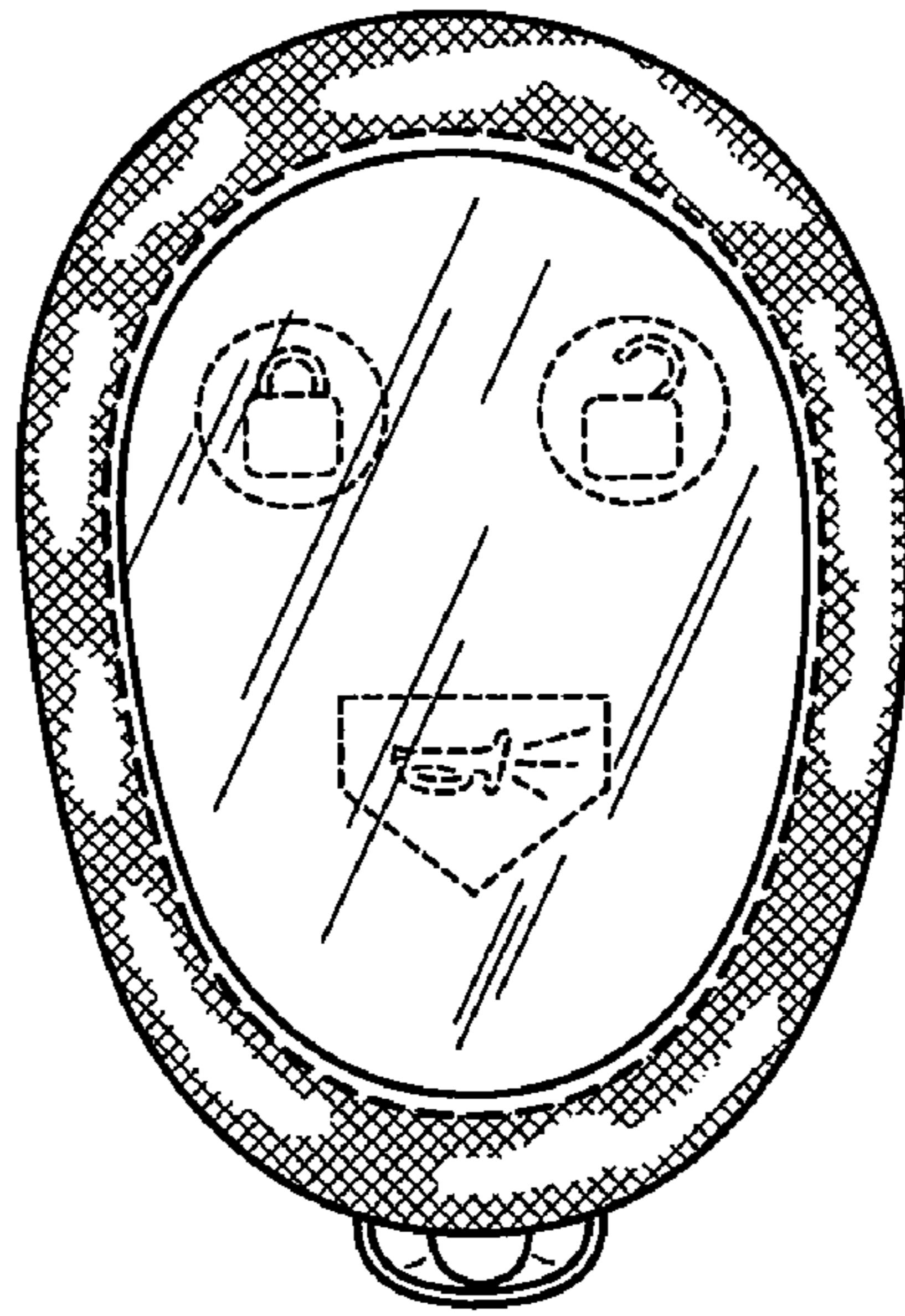
The broken line showing of environmental matter is for illustrative purposes only and forms no part of the claimed design.

**1 Claim, 3 Drawing Sheets**

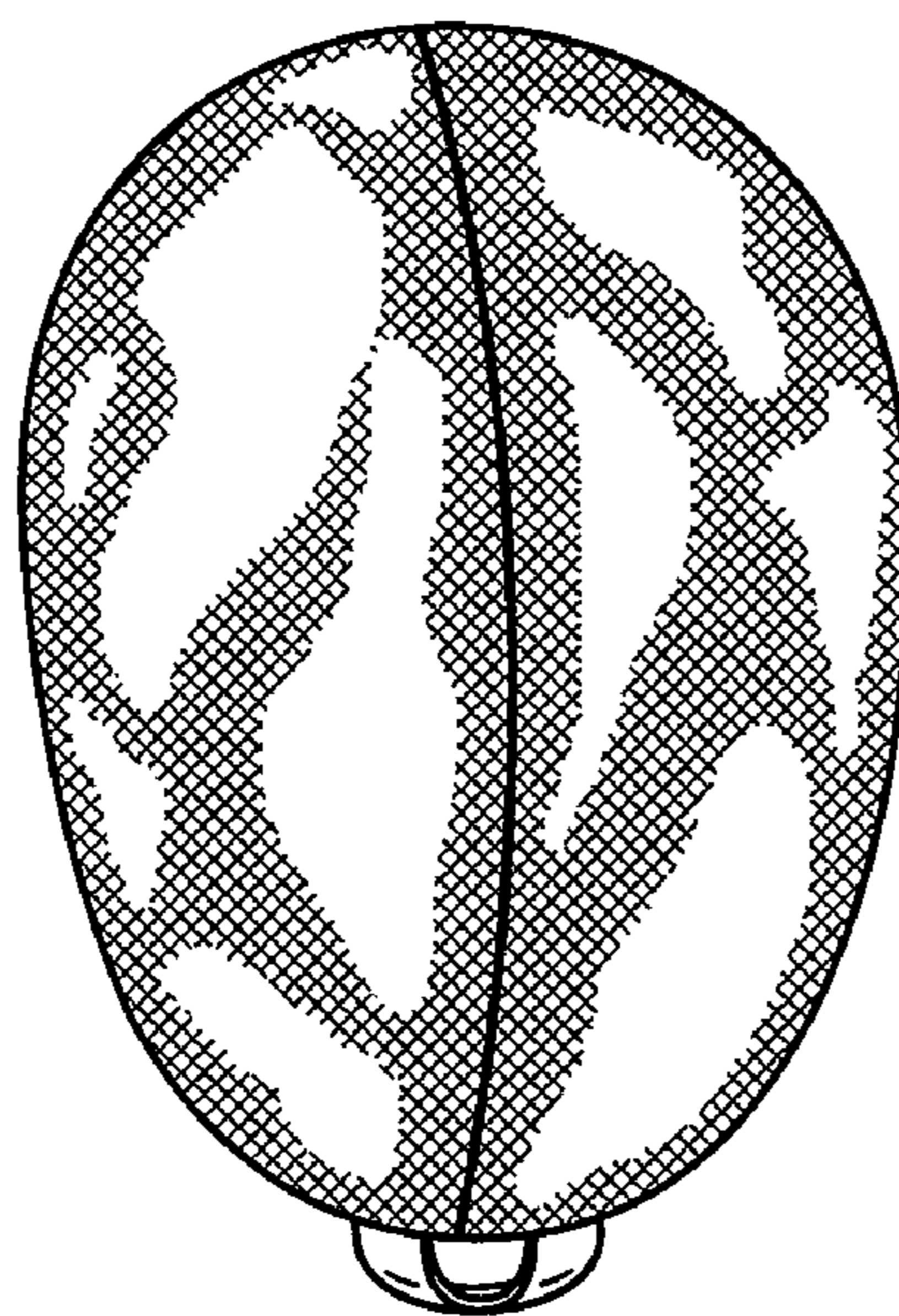




**FIG. 1**

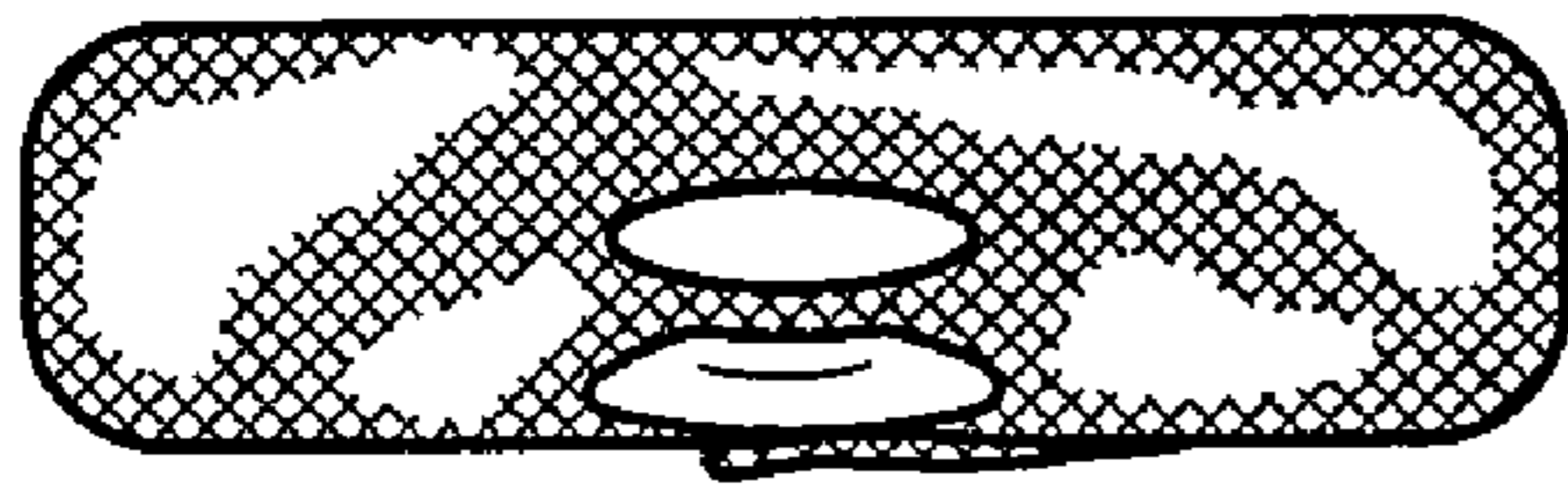


**FIG. 2**

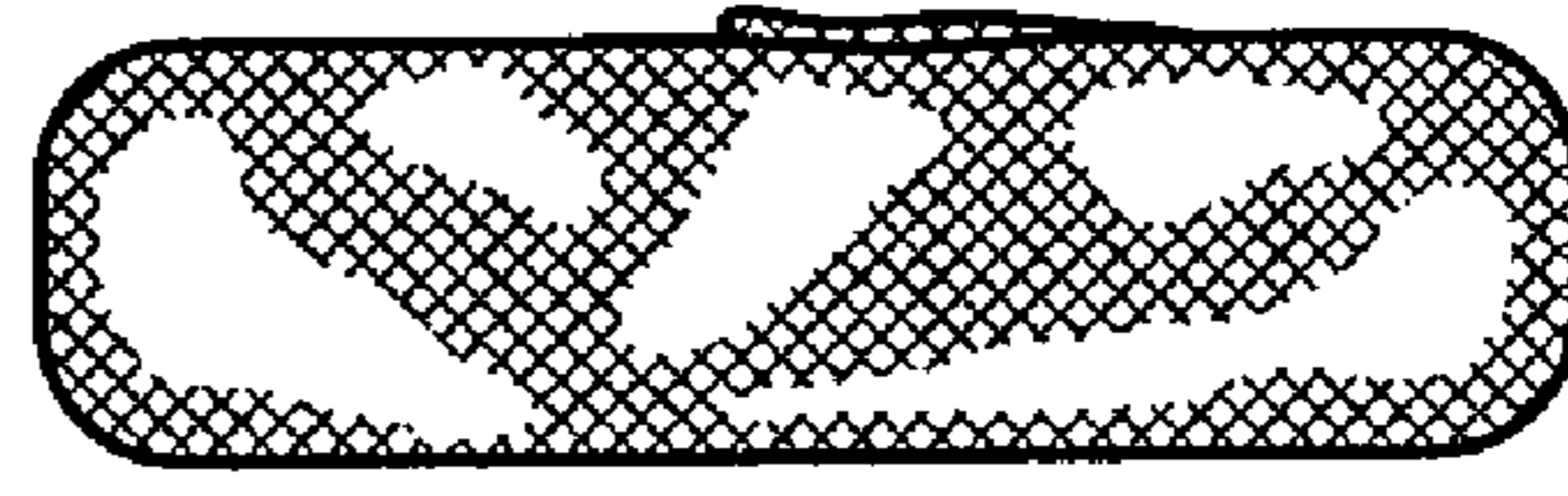


**FIG. 3**







**FIG. 4**



**FIG. 5**



**FIG. 6**



**FIG. 7**