



US00D604036S

(12) **United States Design Patent**
McDade et al.

(10) **Patent No.:** **US D604,036 S**

(45) **Date of Patent:** **** *Nov. 17, 2009**

(54) **PORTION OF A SHOE MIDSOLE**

(76) Inventors: **John P McDade**, 2000 Stafford Dr.,
Arlington, TX (US) 76012; **Howard**
Phillip Moton, Jr., 8007 Huttig Ave.,
Dallas, TX (US) 75217

(*) Notice: This patent is subject to a terminal dis-
claimer.

(**) Term: **14 Years**

(21) Appl. No.: **29/283,654**

(22) Filed: **Aug. 20, 2007**

(51) **LOC (9) Cl.** **02-07**

(52) **U.S. Cl.** **D2/976; D2/946**

(58) **Field of Classification Search** D2/896,
D2/902, 907, 909, 910, 911, 912, 914, 915,
D2/946, 976; D11/70, 117, 121, 124, 178;
36/113, 114, 115, 116, 117.3, 117.4, 129,
36/130, 132, 136, 137; 428/7-11

See application file for complete search history.

(56) **References Cited**

U.S. PATENT DOCUMENTS

1,589,018	A *	6/1926	Ludwig	362/121
D105,084	S *	6/1937	Pfau	D6/492
2,188,310	A *	1/1940	Price	428/571
D164,116	S *	7/1951	Kaplan	D2/897
D204,677	S *	5/1966	Sauer	D11/141
3,663,342	A *	5/1972	Landwehr	428/9
3,806,397	A *	4/1974	Kukoff	428/41.1
D234,865	S *	4/1975	Bolling	D21/765
D240,470	S *	7/1976	Ford	D2/897
D290,541	S *	6/1987	O'Rourke	D2/902

D290,542	S *	6/1987	O'Rourke	D2/897
D318,751	S *	8/1991	Logan	D2/902
D333,204	S *	2/1993	Terrell	D2/902
D335,568	S *	5/1993	Kilgore	D2/902
D393,345	S *	4/1998	Clegg et al.	D2/869
D495,117	S *	8/2004	Dustin	D11/125
6,769,204	B1 *	8/2004	Phillips	36/136
D511,609	S *	11/2005	Magro et al.	D2/908
D526,241	S *	8/2006	Cavness	D11/157
D539,691	S *	4/2007	Solazzi	D11/70
D550,114	S *	9/2007	Solazzi	D11/70
D584,040	S *	1/2009	McDade et al.	D2/976
2006/0080867	A1 *	4/2006	Chi	36/136
2007/0130805	A1 *	6/2007	Brady et al.	36/136
2008/0163514	A1 *	7/2008	Stassinopoulos	36/100

* cited by examiner

Primary Examiner—Stella M Reid

Assistant Examiner—Elizabeth J Oswecki

(74) *Attorney, Agent, or Firm*—Eugenia S. Hansen;
Hemingway & Hansen, LLP

(57) **CLAIM**

The ornamental design for a portion of a shoe midsole, as shown and described.

DESCRIPTION

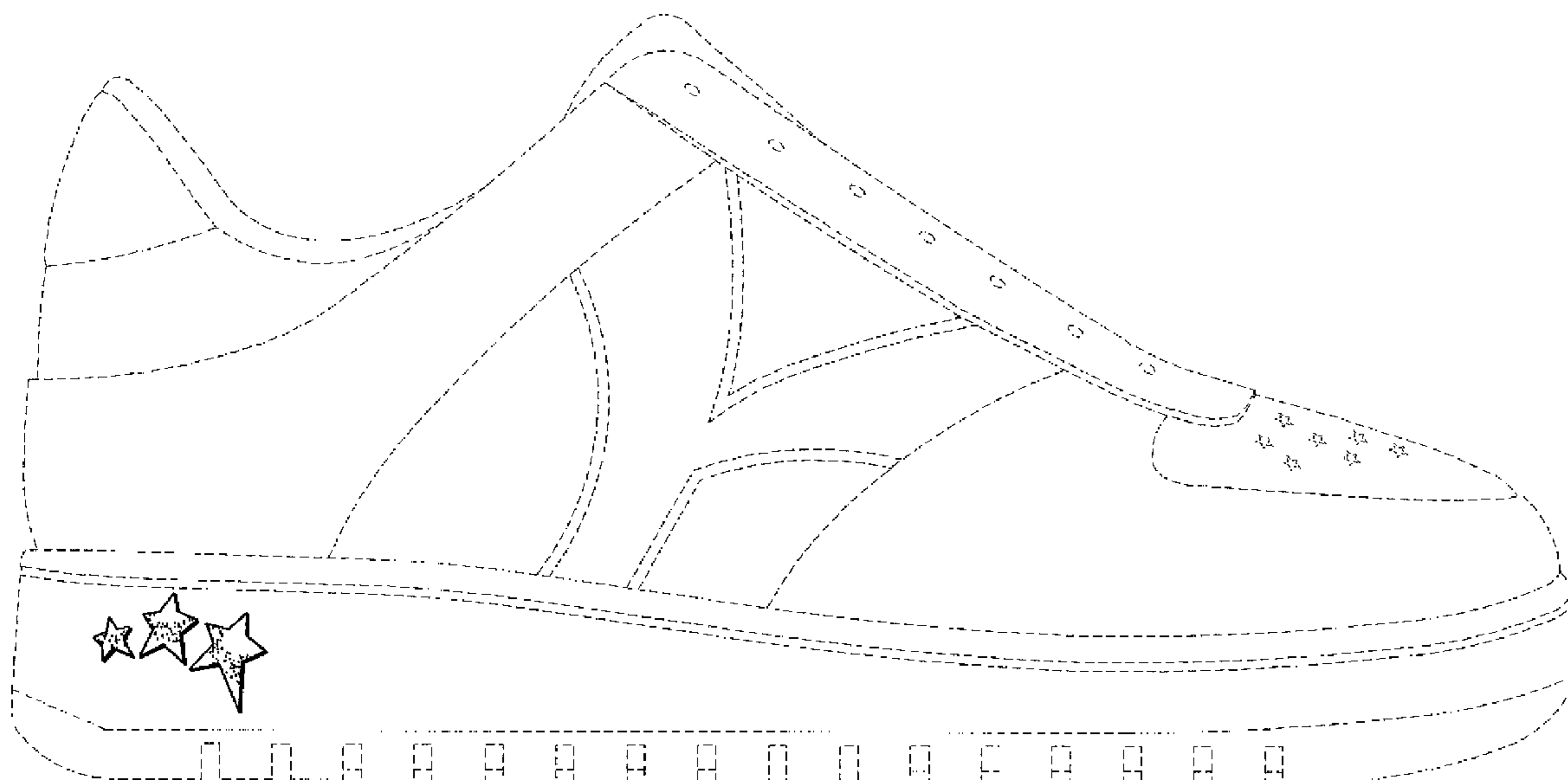
FIG. 1 is a perspective view of a portion of a shoe midsole showing our new design;

FIG. 2 is a side view thereof; and,

FIG. 3 is a rear view thereof.

The broken lines showing of a shoe in FIGS. 1-3 are for illustrative purposes only and form no part of the claimed design.

1 Claim, 3 Drawing Sheets



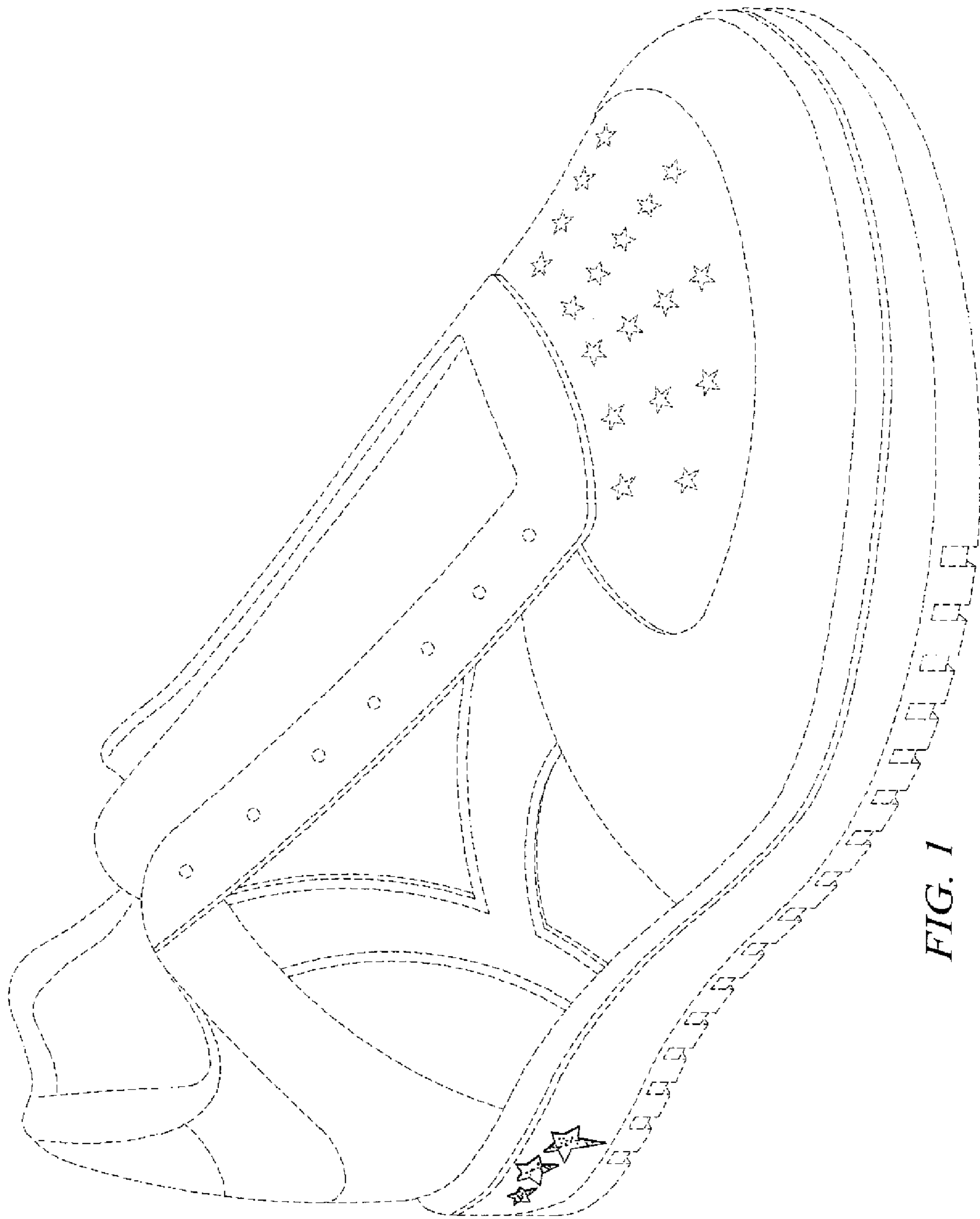


FIG. 1

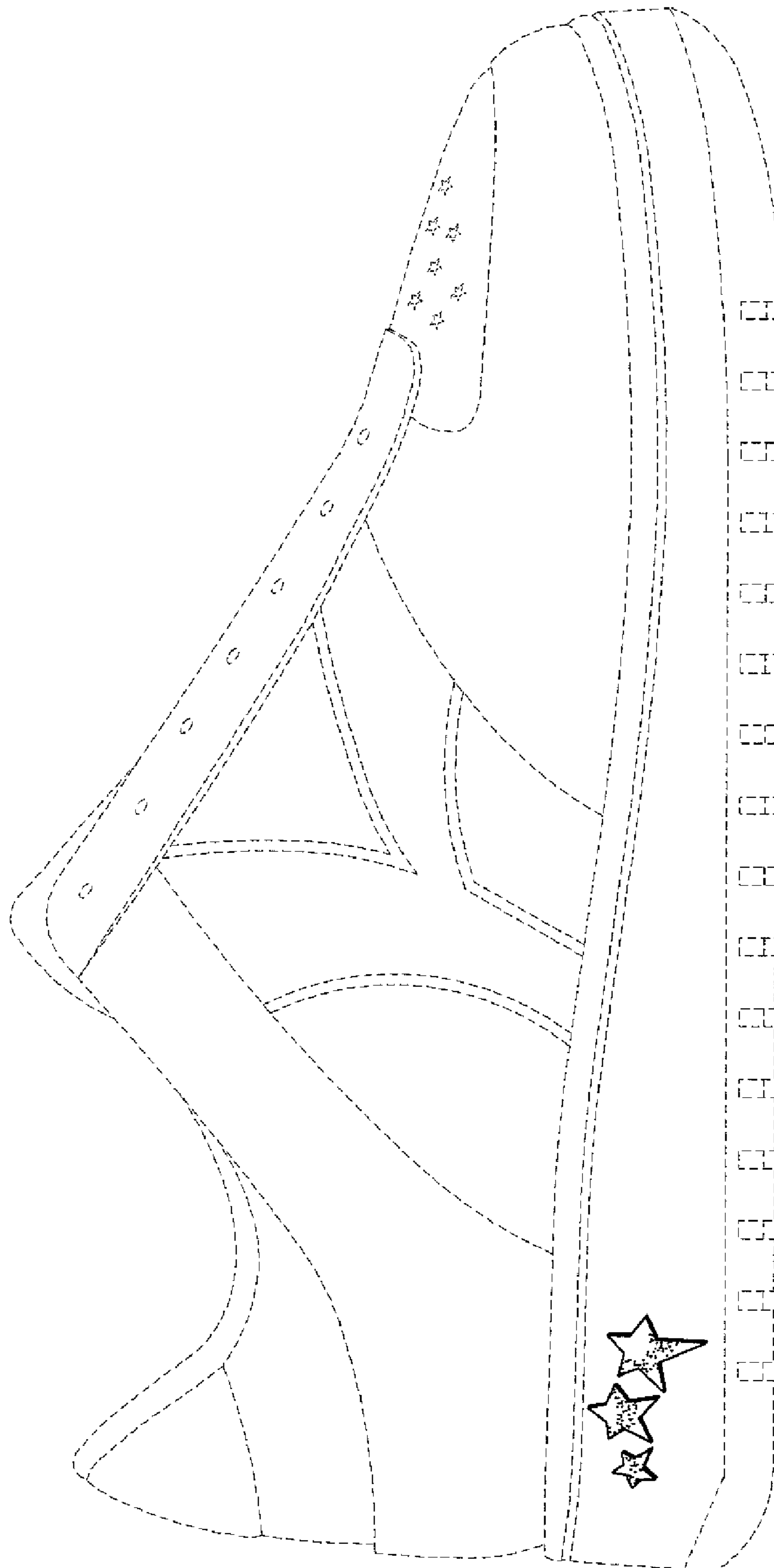


FIG. 2

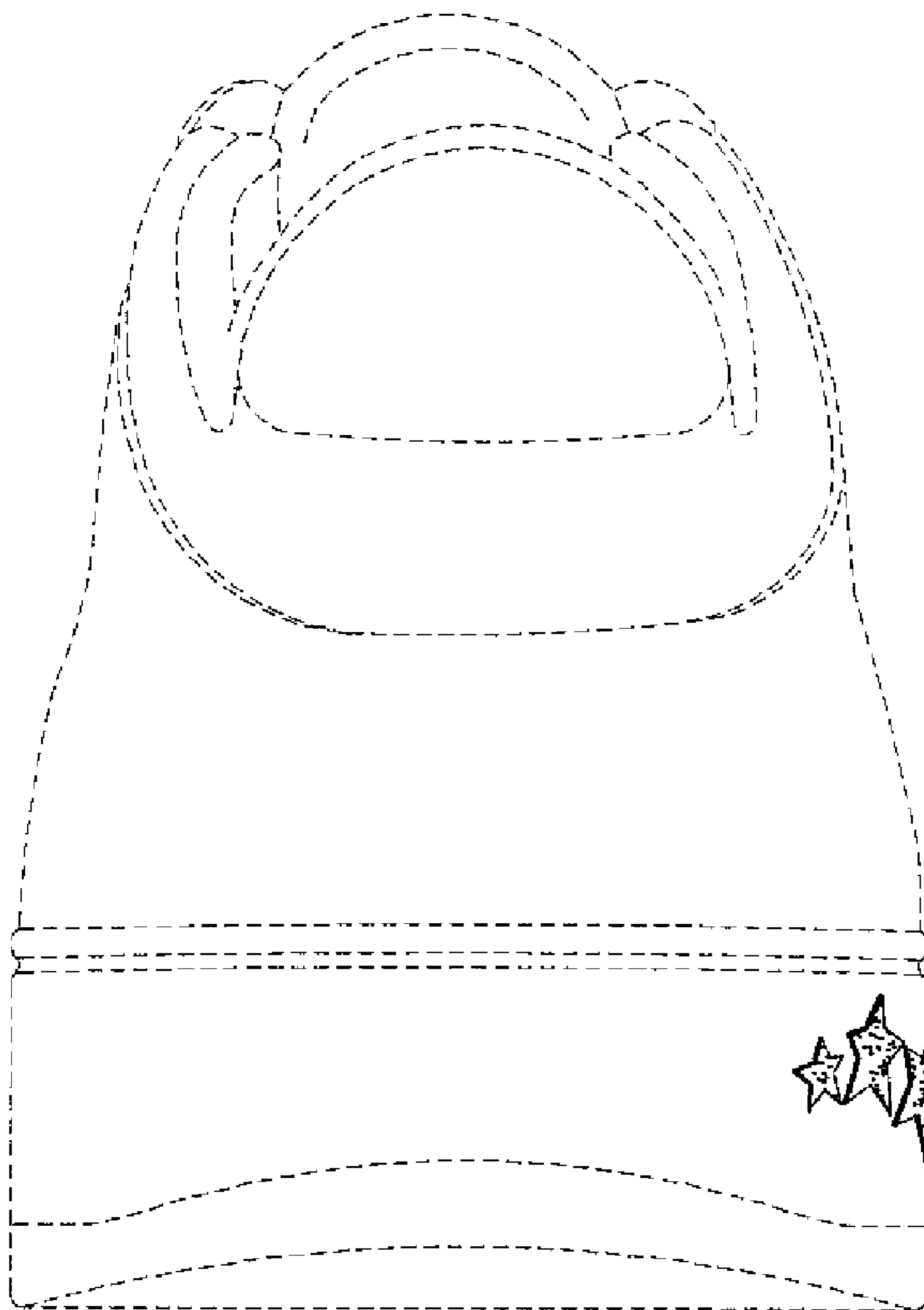


FIG. 3