



US00D604035S

(12) **United States Design Patent**
Lemaster

(10) **Patent No.:** **US D604,035 S**
(45) **Date of Patent:** **** Nov. 17, 2009**

(54) **DECORATIVE ELEMENT FOR A SHOE**

(75) Inventor: **Joseph Lemaster**, Affton, MO (US)

(73) Assignee: **Elan-Polo, Inc.**, St. Louis, MO (US)

(**) Term: **14 Years**

(21) Appl. No.: **29/331,630**

(22) Filed: **Jan. 29, 2009**

(51) **LOC (9) Cl.** **02-99**

(52) **U.S. Cl.** **D2/972; D2/978**

(58) **Field of Classification Search** D2/896,
D2/902, 903, 905-915, 946, 970, 972, 974,
D2/976; 36/45, 50.1, 83, 3 A, 7.1 R, 113,
36/101, 112, 114, 116, 126-130, 48
See application file for complete search history.

(56) **References Cited**

U.S. PATENT DOCUMENTS

D226,884 S	5/1973	Persson	
D227,821 S	7/1973	Askew	
D227,822 S	7/1973	Askew	
D239,217 S	3/1976	Lloyd	
D281,115 S *	10/1985	Campbell et al.	D2/907
D291,383 S *	8/1987	Campbell et al.	D2/907
D291,384 S *	8/1987	Campbell et al.	D2/907
D302,898 S *	8/1989	Greenberg	D2/969
D314,079 S *	1/1991	Aveni	D2/973
D336,973 S *	7/1993	Fritcher	D2/906
D467,062 S	12/2002	Delgorgue et al.	
D475,516 S	6/2003	Laberge	
D479,391 S	9/2003	Hillyer	
D487,339 S	3/2004	Laberge	
D494,350 S	8/2004	Hillyer	
D498,579 S *	11/2004	Lemaster	D2/972
D502,310 S	3/2005	Tresser	

D507,866 S	8/2005	Cooper	
D526,774 S *	8/2006	Dirsa	D2/972
D529,277 S	10/2006	Roulo	
D530,073 S	10/2006	Roulo	
D544,695 S	6/2007	Rasmussen	
D544,698 S	6/2007	Chang	
D546,548 S	7/2007	Wozniak	
D547,937 S	8/2007	Dolan	
D552,339 S	10/2007	Gay	
D553,844 S	10/2007	Caine	
D568,595 S	5/2008	Hart	
D571,096 S	6/2008	Hart	
D579,192 S	10/2008	Pritchett et al.	
D580,159 S *	11/2008	Clermont	D2/976
D583,134 S	12/2008	Moore et al.	

* cited by examiner

Primary Examiner—Stella M Reid

Assistant Examiner—Rashida C McCoy

(74) *Attorney, Agent, or Firm*—Dority & Manning, P.A.

(57) **CLAIM**

The ornamental design for decorative element for a shoe, substantially as shown and described.

DESCRIPTION

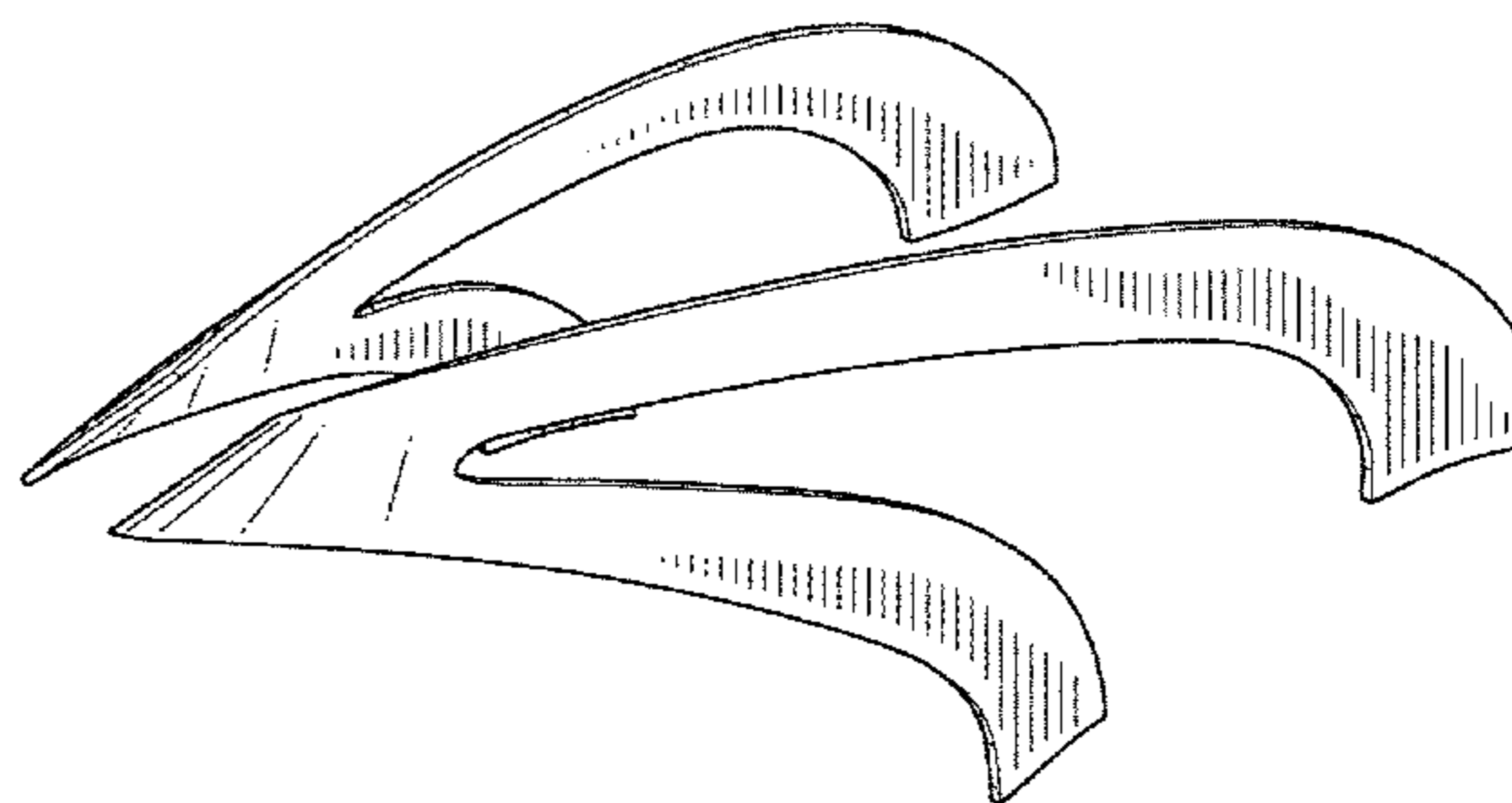
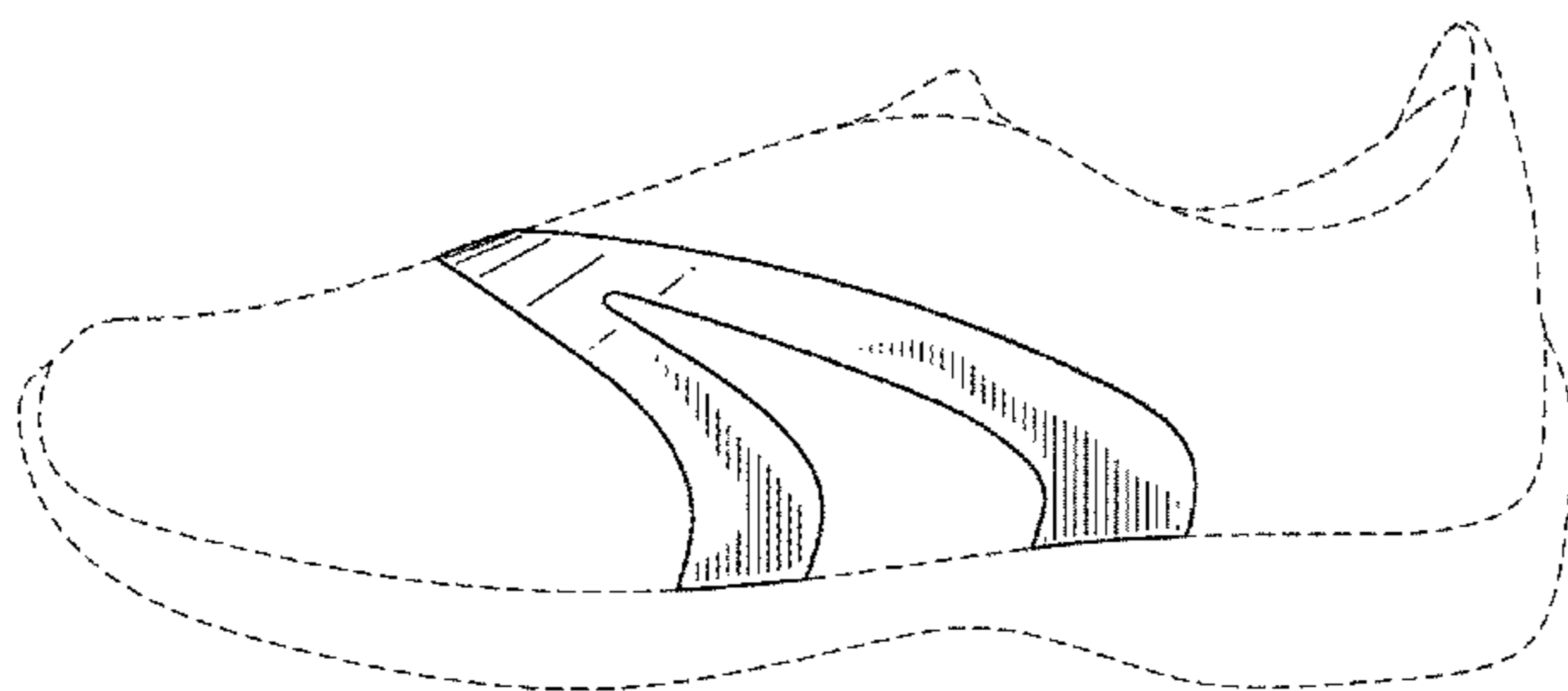
FIG. 1 is a side view of decorative element for a shoe, showing my design;

FIG. 2 is another side view thereof; and,

FIG. 3 is a perspective view of decorative features of our design, shown without the shoe.

The broken lines of FIGS. 1 and 2 depicting a shoe are ornamental and form no part of the design. The thin vertical lines shown on the decorative features are only for depicting contour.

1 Claim, 2 Drawing Sheets



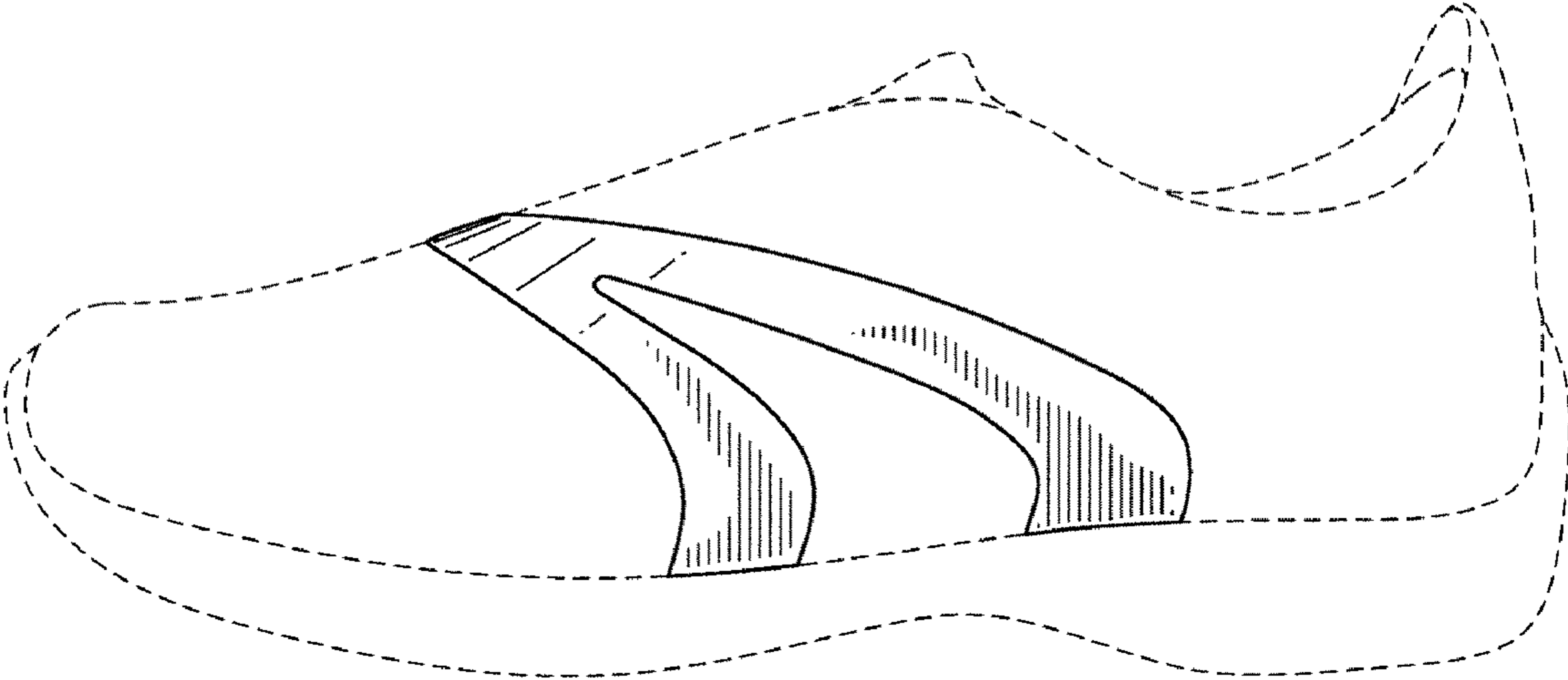


FIG. 1

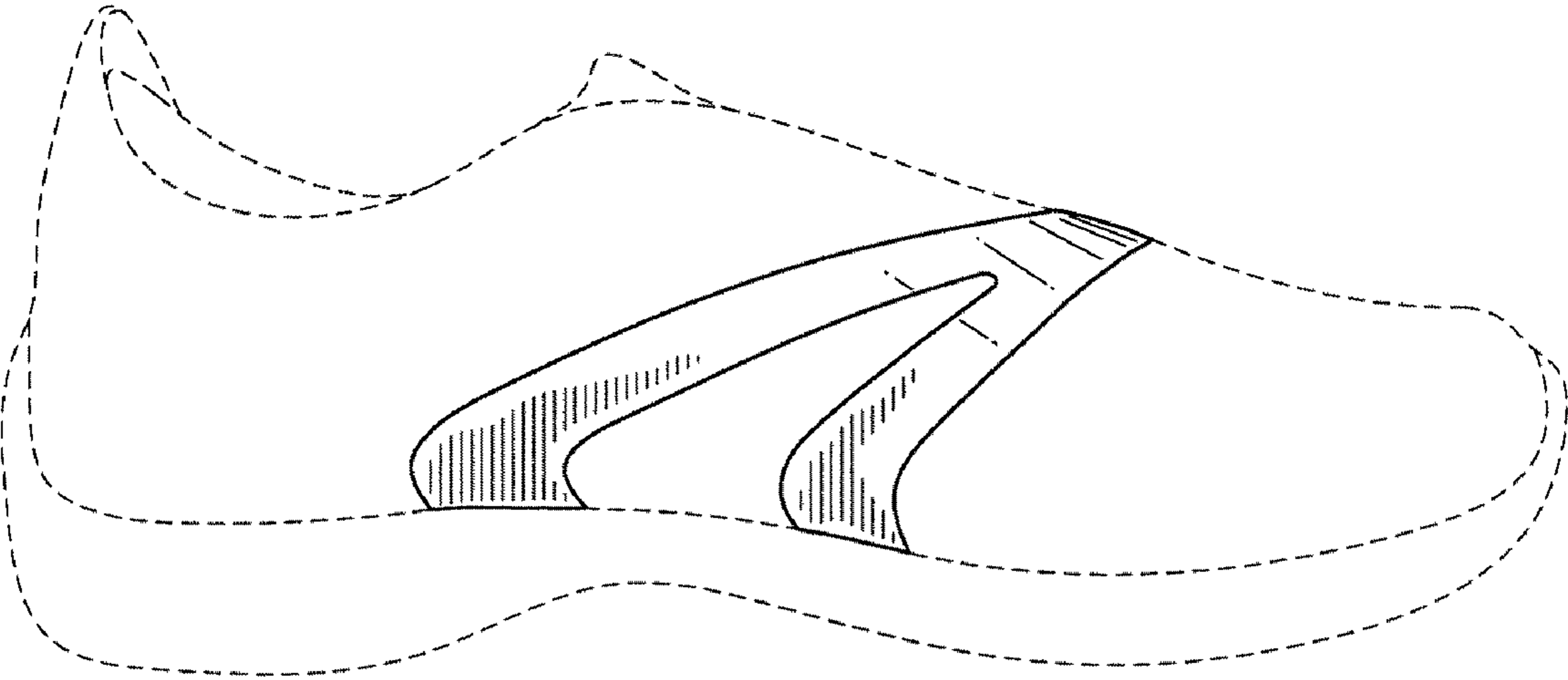


FIG. 2

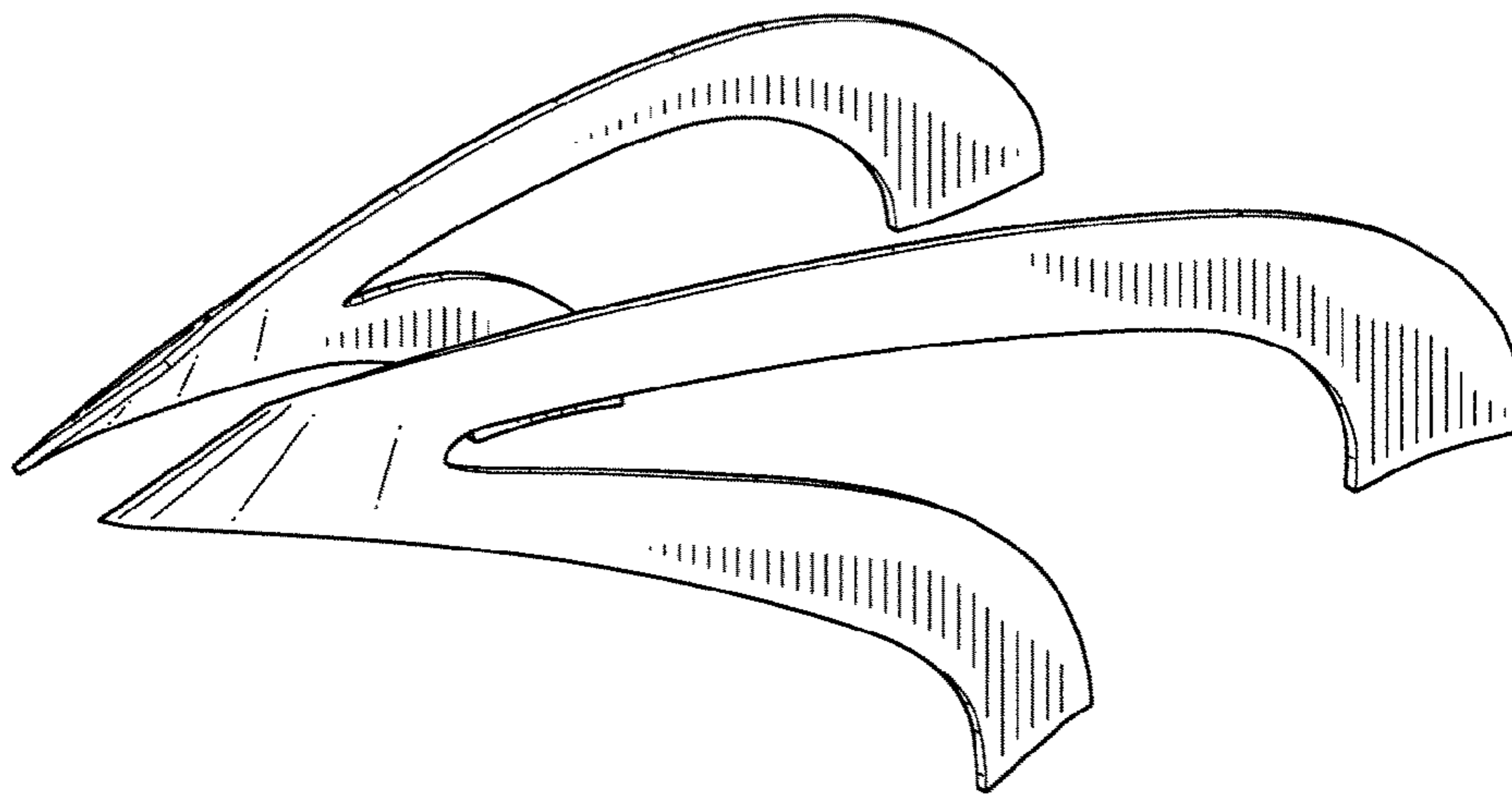


FIG.3