



US00D604033S

(12) **United States Design Patent**
Feldman

(10) **Patent No.:** **US D604,033 S**

(45) **Date of Patent:** **** Nov. 17, 2009**

(54) **GEL INSOLE**

D515,292 S * 2/2006 Granger et al. D2/961
D551,437 S * 9/2007 Hung D2/961

(76) Inventor: **Daniel Feldman**, 74 20th St., Brooklyn,
NY (US) 11232

* cited by examiner

(**) Term: **14 Years**

Primary Examiner—Stella M Reid

Assistant Examiner—Rashida C McCoy

(21) Appl. No.: **29/333,081**

(74) *Attorney, Agent, or Firm*—Dickinson Wright PLLC

(22) Filed: **Mar. 3, 2009**

(57) **CLAIM**

(51) **LOC (9) Cl.** **02-99**

I claim the ornamental design for a gel insole, substantially as shown and described.

(52) **U.S. Cl.** **D2/961**

(58) **Field of Classification Search** D2/946,
D2/961, 916–918; 36/43, 44, 31, 145–182,
36/11.5

DESCRIPTION

See application file for complete search history.

FIG. 1 is a perspective view of a gel insole of the present invention.

FIG. 2 is a bottom view thereof.

FIG. 3 is a side view thereof.

FIG. 4 is an opposite side view thereof.

FIG. 5 is a top view thereof.

FIG. 6 is an end view thereof; and,

FIG. 7 is an opposite end view thereof.

(56) **References Cited**

U.S. PATENT DOCUMENTS

D346,480	S	*	5/1994	Davidson	D2/961
D396,948	S	*	8/1998	Moore et al.	D2/961
D418,666	S	*	1/2000	Brown	D2/961
D456,128	S	*	4/2002	Evans et al.	D2/961
D485,425	S	*	1/2004	Polifroni	D2/961
D497,708	S	*	11/2004	Granger et al.	D2/961

1 Claim, 5 Drawing Sheets



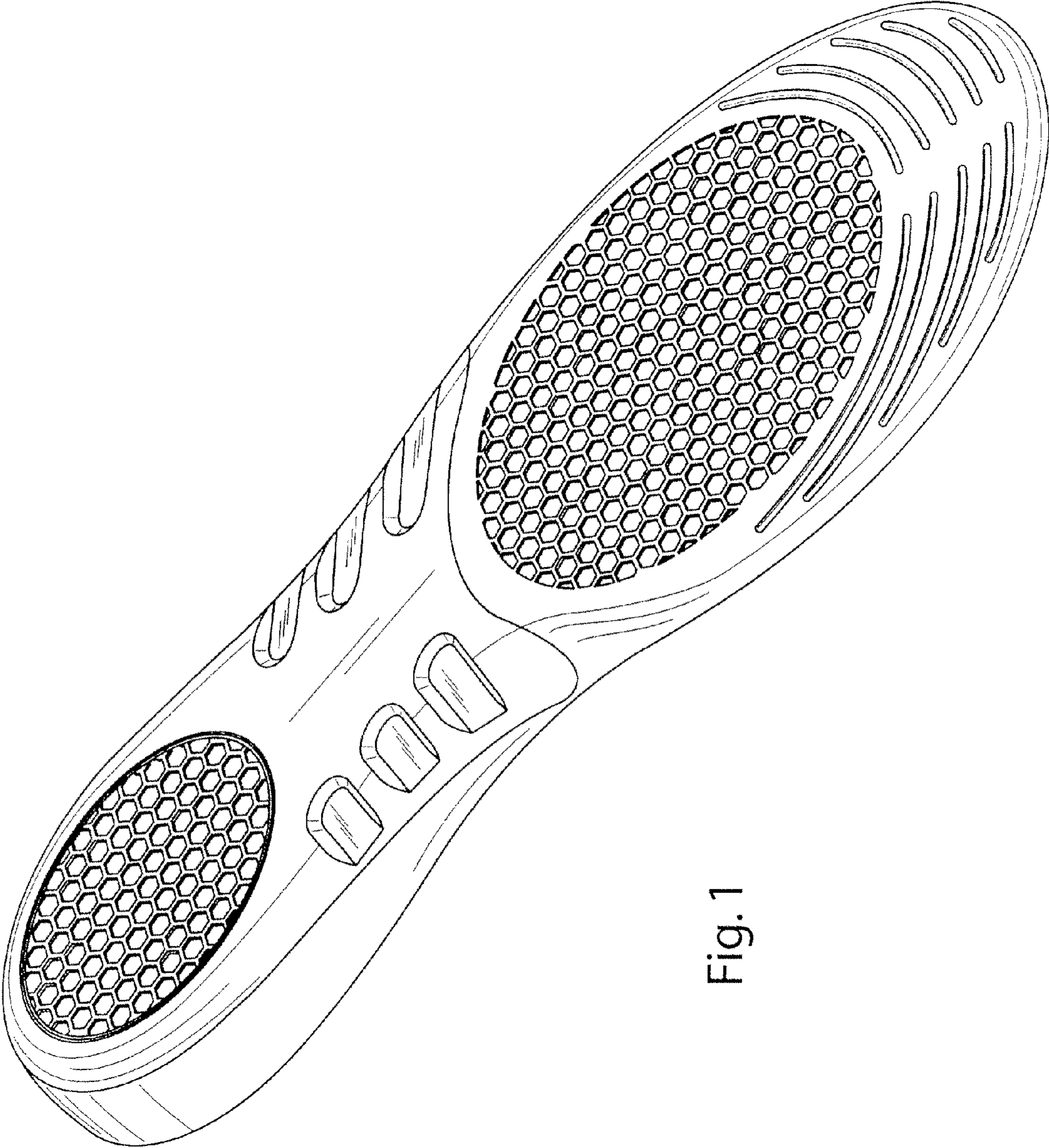


Fig. 1

Fig. 2

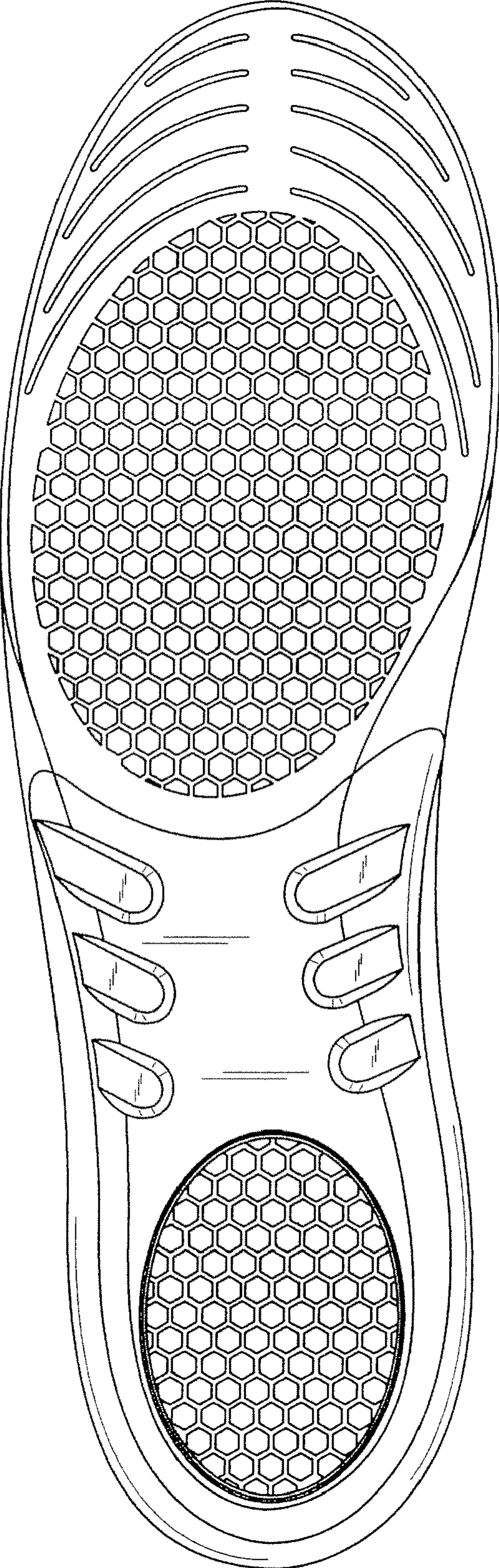


Fig. 3



Fig. 4

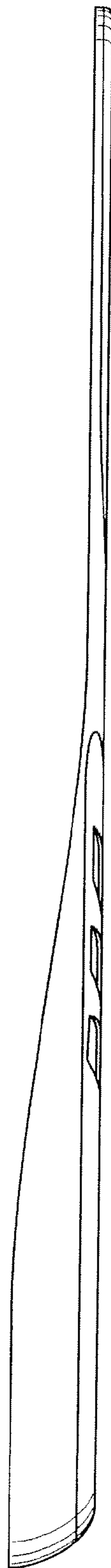


Fig. 5

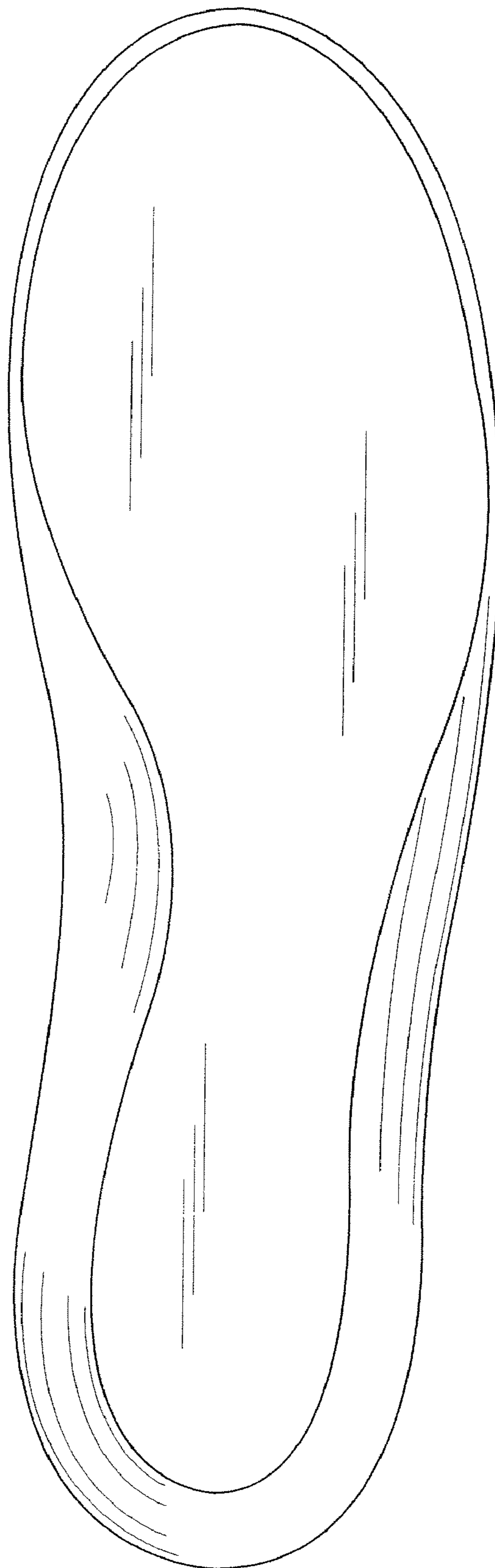


Fig. 6




Fig. 7

