



US00D604031S

(12) **United States Design Patent**  
**Andersen et al.**

(10) **Patent No.:** **US D604,031 S**

(45) **Date of Patent:** **\*\* Nov. 17, 2009**

(54) **FOOTWEAR SOLE**

(75) Inventors: **Deborah H. Andersen**, Prevost (CA);  
**Martin W. F. Dean**, St. Albans (GB);  
**Grant A. Urie**, Shelburne, VT (US)

(73) Assignee: **Wolverine World Wide, Inc.**, Rockford,  
MI (US)

(\*\*) Term: **14 Years**

(21) Appl. No.: **29/336,652**

(22) Filed: **May 7, 2009**

(51) **LOC (9) Cl.** ..... **02-04**

(52) **U.S. Cl.** ..... **D2/952**; D2/951; D2/953

(58) **Field of Classification Search** ..... D2/947,  
D2/951, 952, 953, 957, 959, 960; 36/3 B,  
36/22 R, 24.5, 25 R, 67 A, 59 C, 103

See application file for complete search history.

(56) **References Cited**

**U.S. PATENT DOCUMENTS**

D91,195 S *	12/1933	Heller	.....	D5/26
D349,409 S *	8/1994	Miller	.....	D5/65
D369,935 S *	5/1996	Keller	.....	D6/598
D428,241 S *	7/2000	Ferrer	.....	D2/952
D479,770 S *	9/2003	Smith et al.	.....	D3/260
D500,648 S *	1/2005	Kelleghan	.....	D8/38
D507,396 S *	7/2005	Gerber	.....	D2/952
D509,047 S *	9/2005	Hansen	.....	D2/952
D554,838 S *	11/2007	McClaskie	.....	D2/957
D580,138 S *	11/2008	Belley et al.	.....	D2/952
D581,145 S *	11/2008	Belley et al.	.....	D2/952
D598,185 S *	8/2009	McClaskie	.....	D2/952

**OTHER PUBLICATIONS**

1997 CAT Footwear Catalog, p. 37.

Merrell Sandals Spring, Summer 1996, p. 4.

1998 Hy-Test Catalog, p. 69.

Spring 2000 Merrell Performance Footwear Catalog, p. 41.

Harley Davidson 2000 Catalog, p. 33.

Patagonia Spring 2007, p. 18.

CAT Winter 2007, p. 3.

Hyttest 2007, p. 73.

Bates 2007, p. 20.

Wolverine 2000, Rubber Section, p. 1.

CAT 2008 Footwear Catalog, pp. 10-11.

\* cited by examiner

*Primary Examiner*—Celia A Murphy

(74) *Attorney, Agent, or Firm*—Warner Norcross & Judd LLP

(57) **CLAIM**

The ornamental design for footwear sole, as shown and described.

**DESCRIPTION**

FIG. 1 is a perspective view of the footwear sole embodying the new design;

FIG. 2 is a bottom view thereof;

FIG. 3 is a right side view thereof;


FIG. 4 is a left side view thereof;

FIG. 5 is a front view thereof; and,

FIG. 6 is a rear view thereof.

FIGS. 1–6 show features of an article of footwear in phantom lines. These features are shown for environmental purposes and do not form any part of the claimed design. Further, the phantom lines immediately adjacent the solid-line portions of the design form the boundary of the design, with the phantom lines forming no part of the claimed design.

**1 Claim, 4 Drawing Sheets**






Fig. 1



Fig. 2




Fig. 3

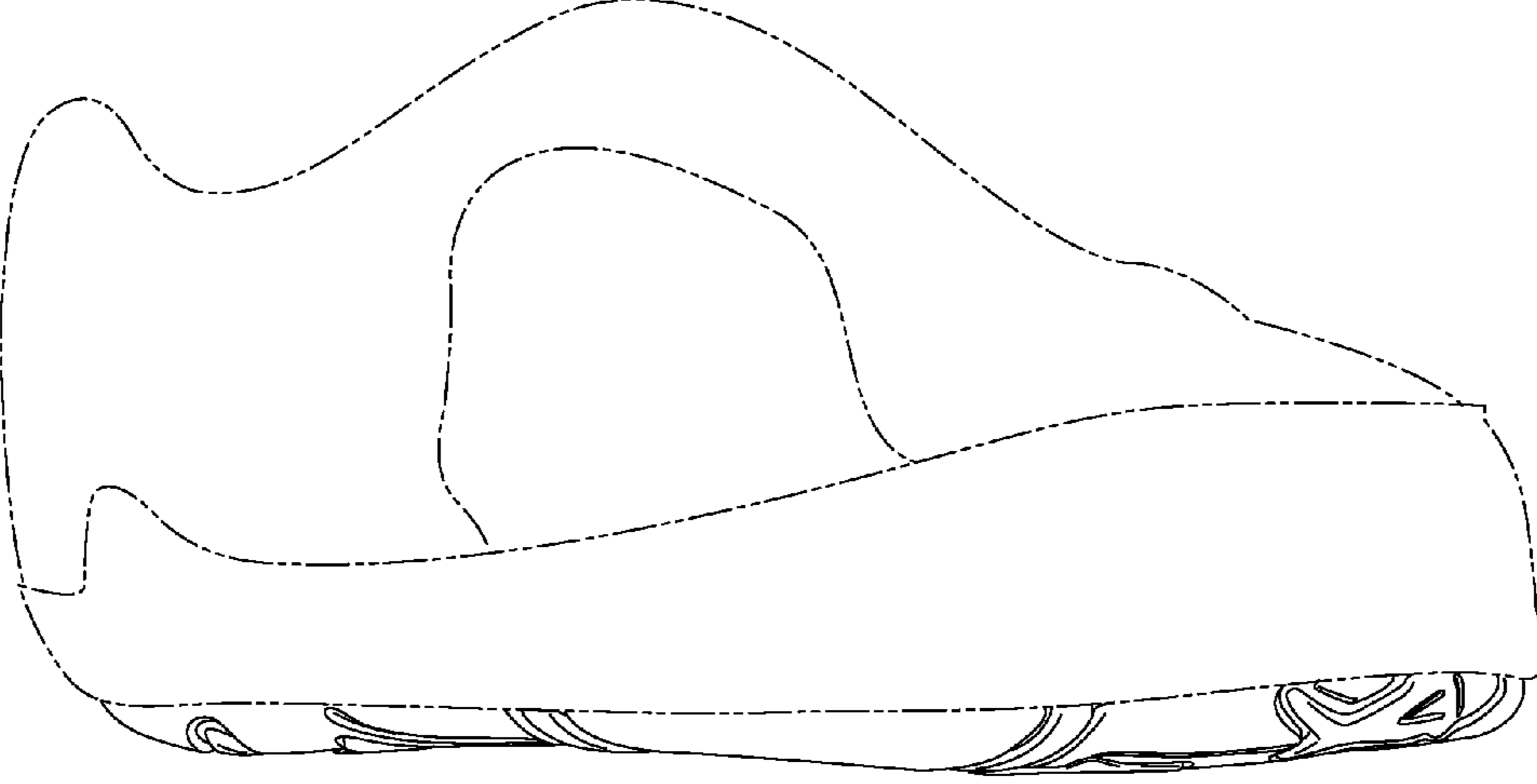


Fig. 4



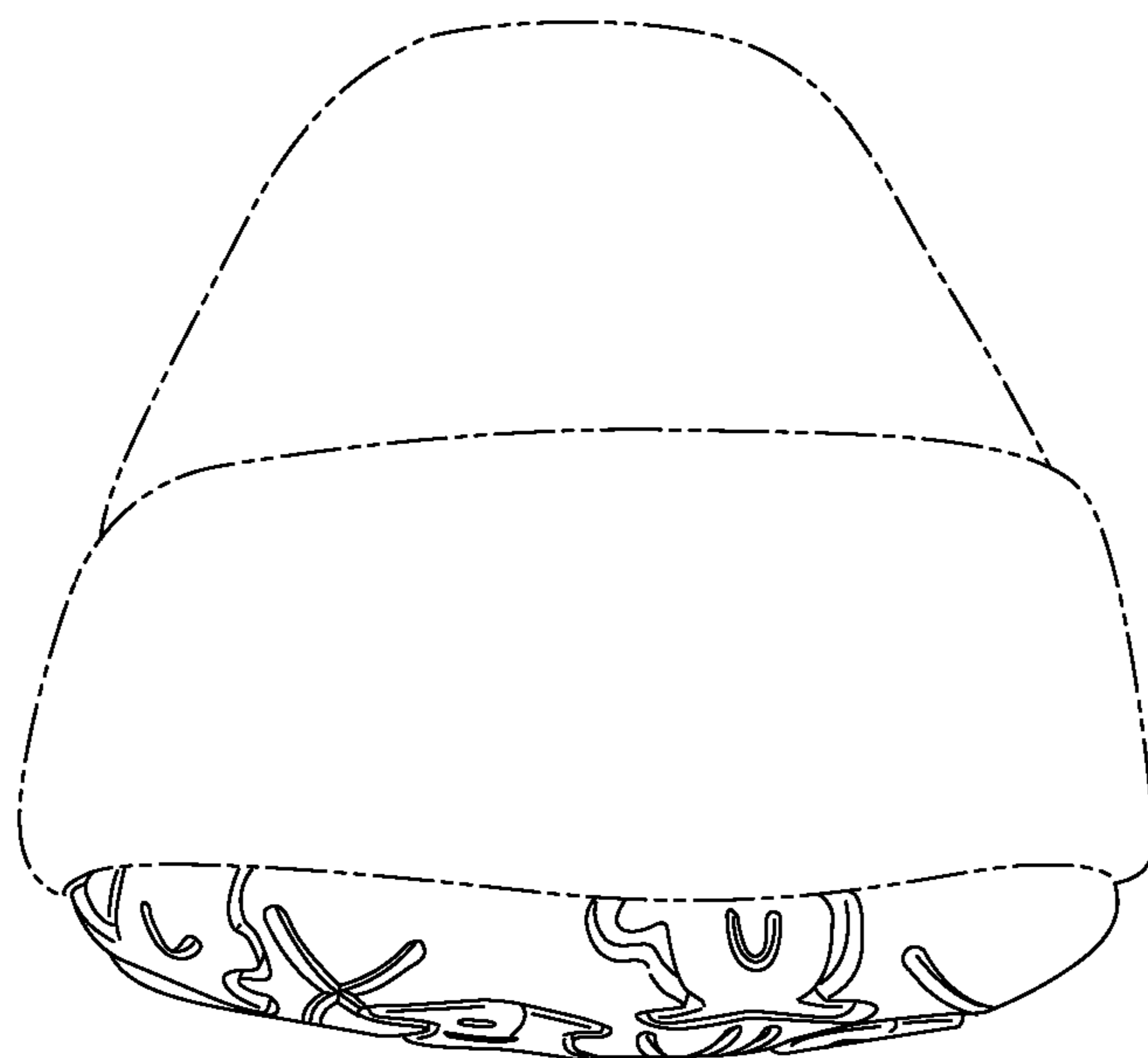


Fig. 5

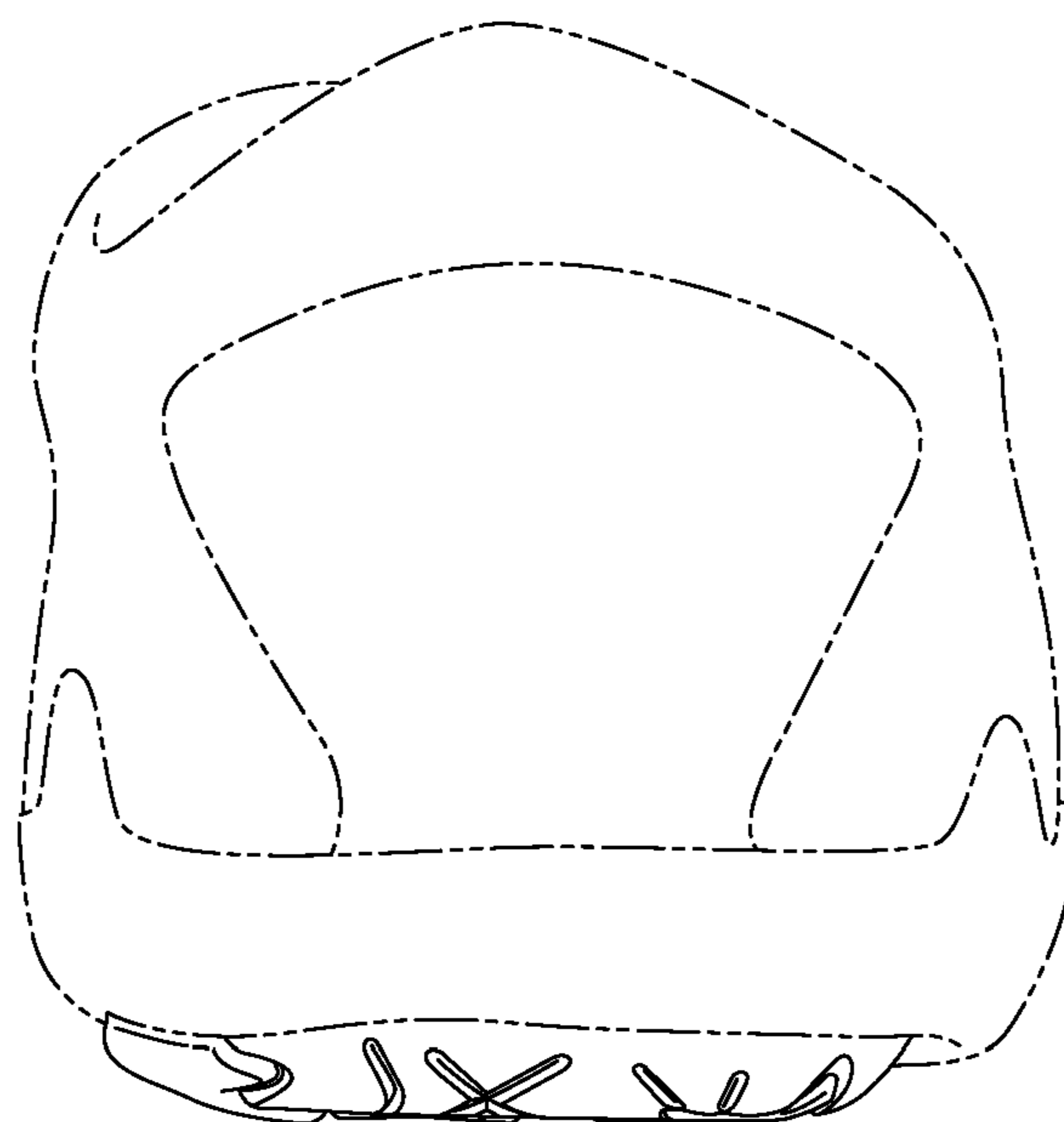


Fig. 6