



US00D604026S

(12) **United States Design Patent**  
**Dugger**

(10) **Patent No.:** **US D604,026 S**

(45) **Date of Patent:** **\*\* Nov. 17, 2009**

(54) **L-SHAPED SCARF**

D560,064 S \* 1/2008 Tustin ..... D2/980

(76) Inventor: **Judith A. Dugger**, P.O. Box 803,  
Applegate, CA (US) 95703

\* cited by examiner

*Primary Examiner*—T. Chase Nelson

*Assistant Examiner*—Kathleen M Sims

(74) *Attorney, Agent, or Firm*—Heisler & Associates

(\*\*) Term: **14 Years**

(21) Appl. No.: **29/314,998**

(57) **CLAIM**

(22) Filed: **May 15, 2009**

The ornamental design for an L-shaped scarf, as shown and described.

(51) **LOC (9) Cl.** ..... **02-05**

(52) **U.S. Cl.** ..... **D2/500**

(58) **Field of Classification Search** ..... D2/500,  
D2/508, 980–981, 983, 985–987, 991–992,  
D2/600, 602, 604–609; 66/185–187; 2/91,  
2/144–145, 202–203, 206–207, 239–242,  
2/311, 916

**DESCRIPTION**

See application file for complete search history.

FIG. 1 is a perspective view of the L-shaped scarf.

FIG. 2 is a top plan view of the invention.

FIG. 3 is a right side view of the invention, the left side view being a mirror image.

FIG. 4 is a bottom plan view of the invention.

FIG. 5 is a front elevation view of the invention.

FIG. 6 is a rear elevation view of the invention; and,

FIG. 7 is a perspective view of the invention in use on a wearer of the L-shaped scarf.

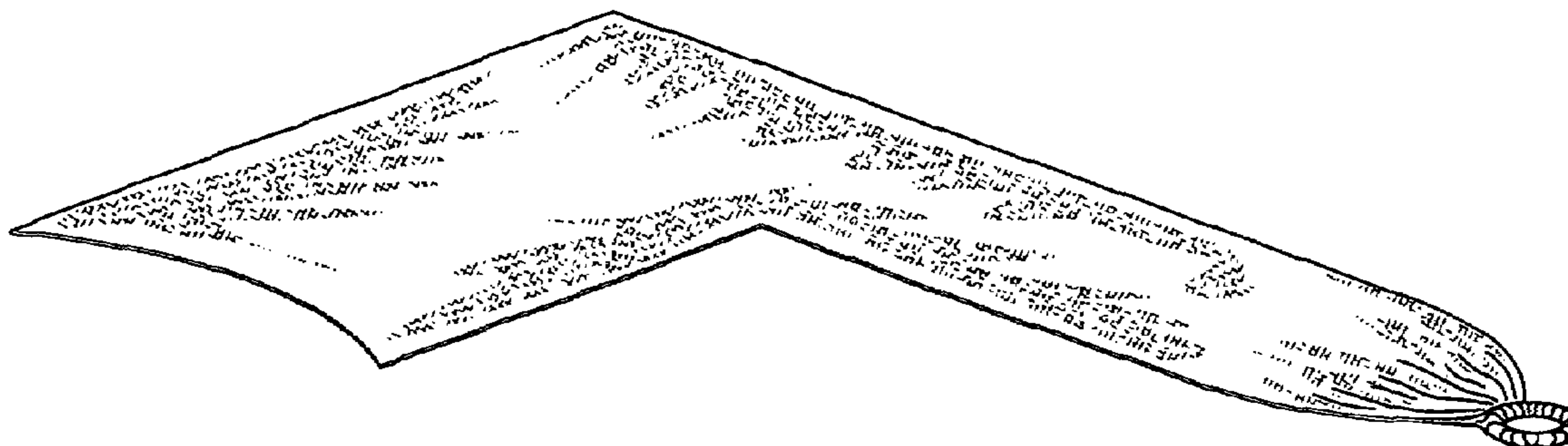
The broken lines in FIG. 7 are for purposes of illustration only and form no part of the claimed design.

(56) **References Cited**

**U.S. PATENT DOCUMENTS**

D28,913 S *	6/1898	Sandler	.....	D2/500
D143,524 S *	1/1946	Bye	.....	D2/500
4,321,709 A *	3/1982	Steinberg	.....	2/207
4,942,627 A *	7/1990	Copprue	.....	2/207
D368,571 S *	4/1996	Worku	.....	D2/500
D397,836 S *	9/1998	Inspector	.....	D2/501
7,231,670 B2 *	6/2007	Chang	.....	2/207

**1 Claim, 2 Drawing Sheets**



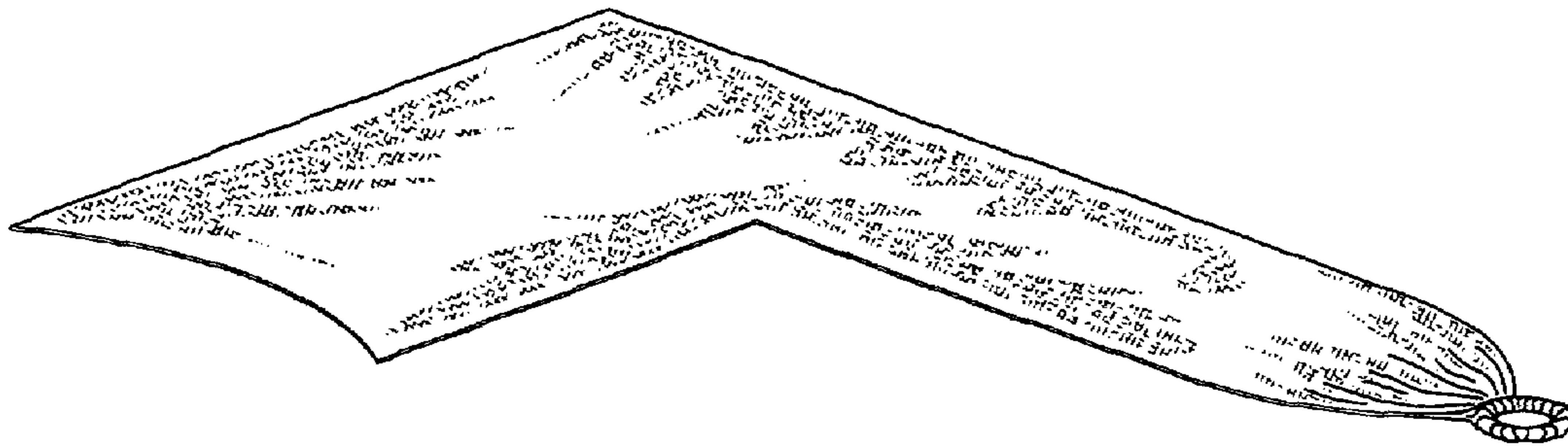


Fig. 1




Fig. 2

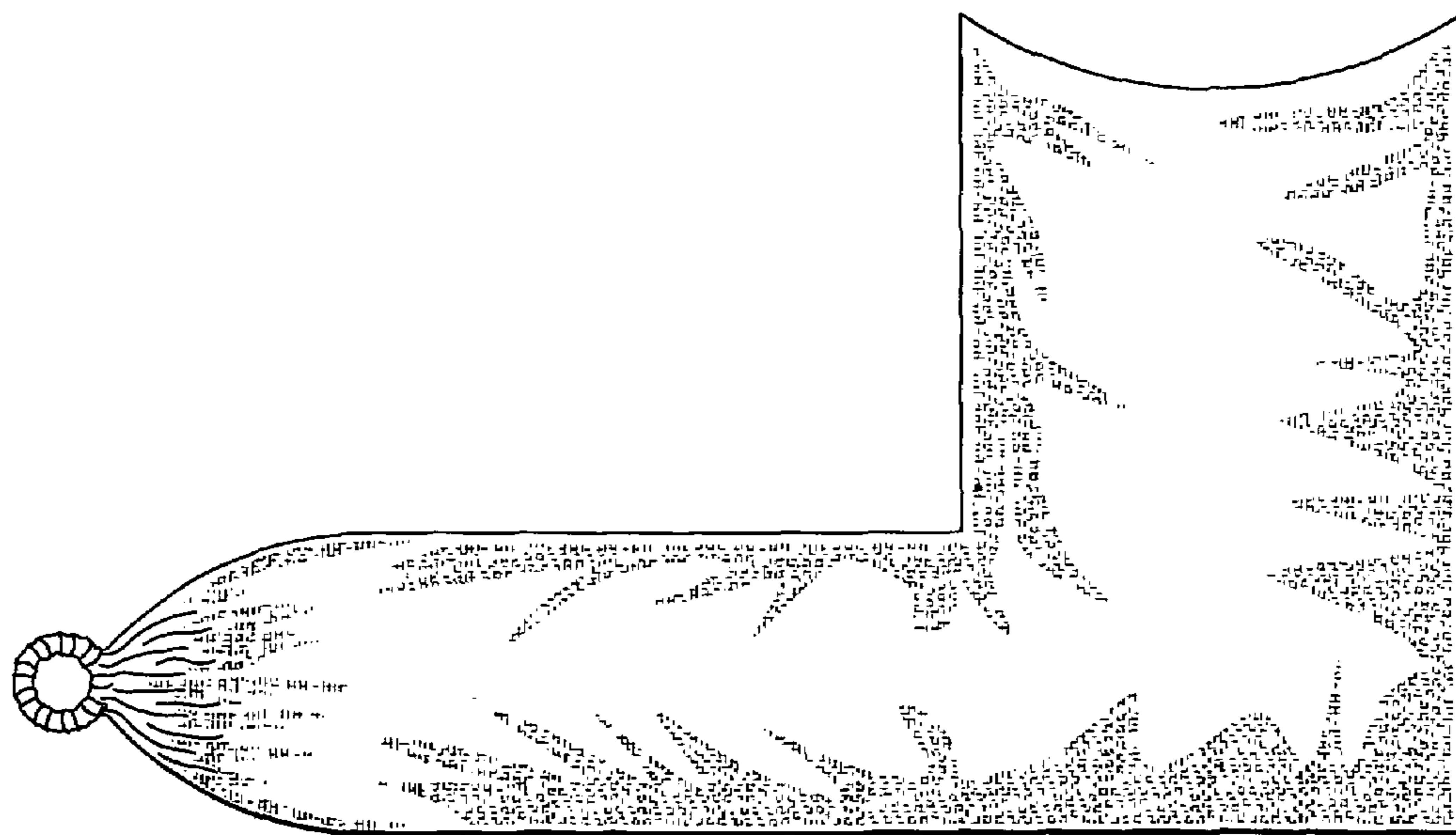


Fig. 3



Fig. 4



Fig. 5



Fig. 6

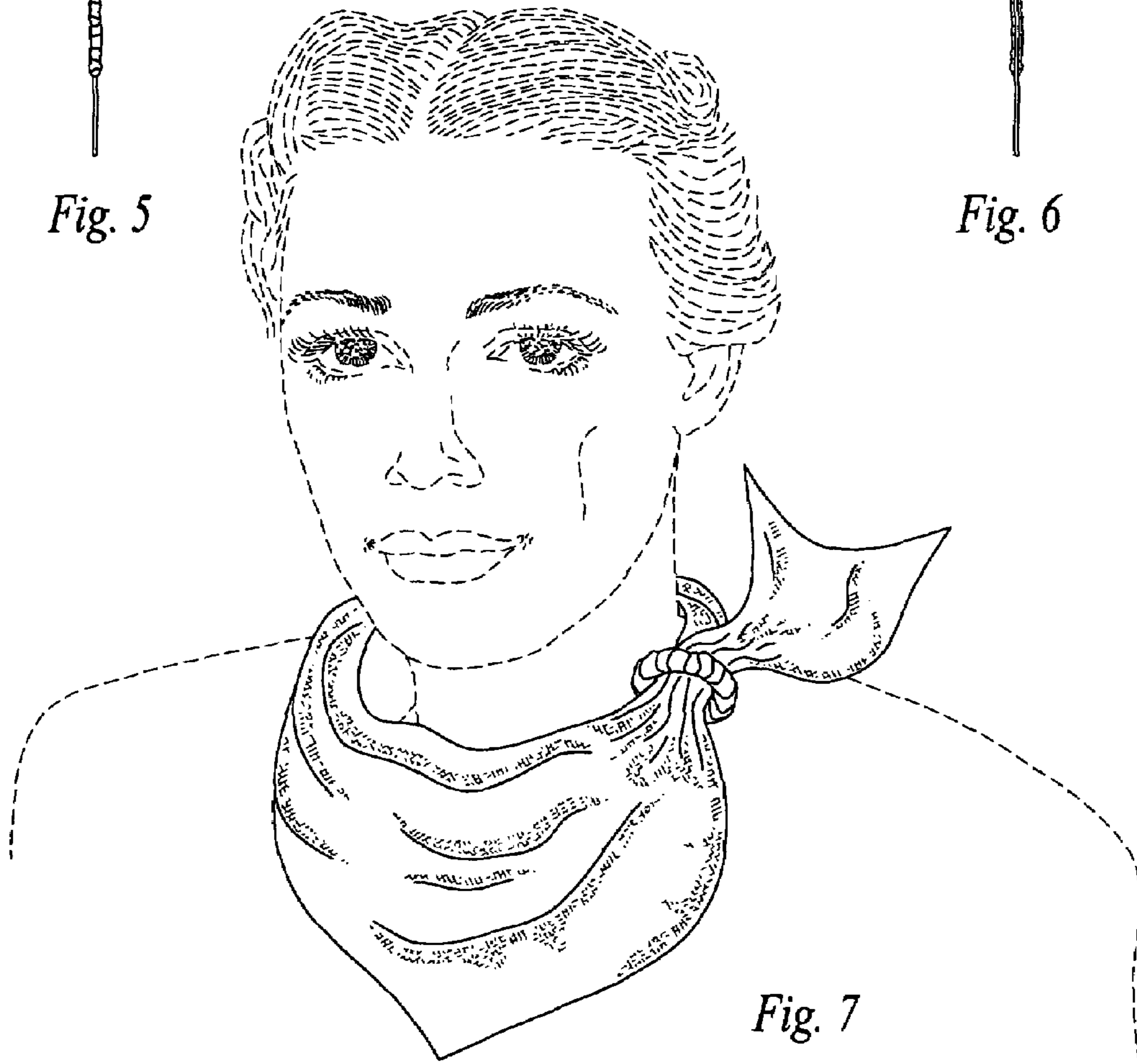


Fig. 7