



US00D604016S

(12) **United States Design Patent**
Langston

(10) **Patent No.:** **US D604,016 S**

(45) **Date of Patent:** **** Nov. 10, 2009**

(54) **PET HOUSE**

(76) **Inventor:** **Timothy Langston**, 2123 Bear Creek Rd., Papillion, NE (US) 68133

(**) **Term:** **14 Years**

(21) **Appl. No.:** **29/337,767**

(22) **Filed:** **May 29, 2009**

(51) **LOC (9) Cl.** **30-02**

(52) **U.S. Cl.** **D30/112**

(58) **Field of Classification Search** D30/110-112, D30/119, 124-128, 160; 119/428-429, 431-435, 119/452-454, 459, 461, 469-470, 498, 513, 119/702, 706; D21/510; D25/6, 7, 31
See application file for complete search history.

(56) **References Cited**

U.S. PATENT DOCUMENTS

D26,198 S *	10/1896	Langton	D25/6
D188,135 S *	6/1960	Koenig	D25/7
D205,501 S *	8/1966	Beren	D25/32
4,347,807 A *	9/1982	Reich	119/706
D309,046 S *	7/1990	Andersen	D30/112
5,050,536 A *	9/1991	Baker	119/702
5,337,700 A *	8/1994	Toft	119/168
D361,647 S *	8/1995	Thomas et al.	D30/108
5,651,332 A *	7/1997	Moore et al.	119/708
D396,734 S *	8/1998	Koneke	D30/108
D407,861 S *	4/1999	Teng	D30/112
5,964,189 A *	10/1999	Northrop et al.	119/482

5,979,366 A *	11/1999	Cook	119/702
D433,544 S *	11/2000	Nesbit-Yontz	D30/161
D435,703 S *	12/2000	Coudare et al.	D30/114
D469,584 S *	1/2003	Shepherd	D30/112
6,758,167 B1 *	7/2004	Edelinski	119/498
D501,584 S *	2/2005	Abajian	D30/161
D544,060 S *	6/2007	Trudeau et al.	D21/787
D544,303 S *	6/2007	Strepkoff	D7/512
D561,533 S *	2/2008	Martin	D7/515
D563,604 S *	3/2008	Pacana et al.	D30/108
2005/0051108 A1 *	3/2005	Syrigos et al.	119/416
2008/0196675 A1 *	8/2008	Murrer	119/706
2008/0282987 A1 *	11/2008	Ritchey	119/706

* cited by examiner

Primary Examiner—Cathy Anne MacCormac

(74) *Attorney, Agent, or Firm*—Suiter Swantz pc llo

(57) **CLAIM**

The ornamental design for a pet house, as shown and described.

DESCRIPTION

FIG. 1 is a perspective view showing my new design;

FIG. 2 is a top view thereof;

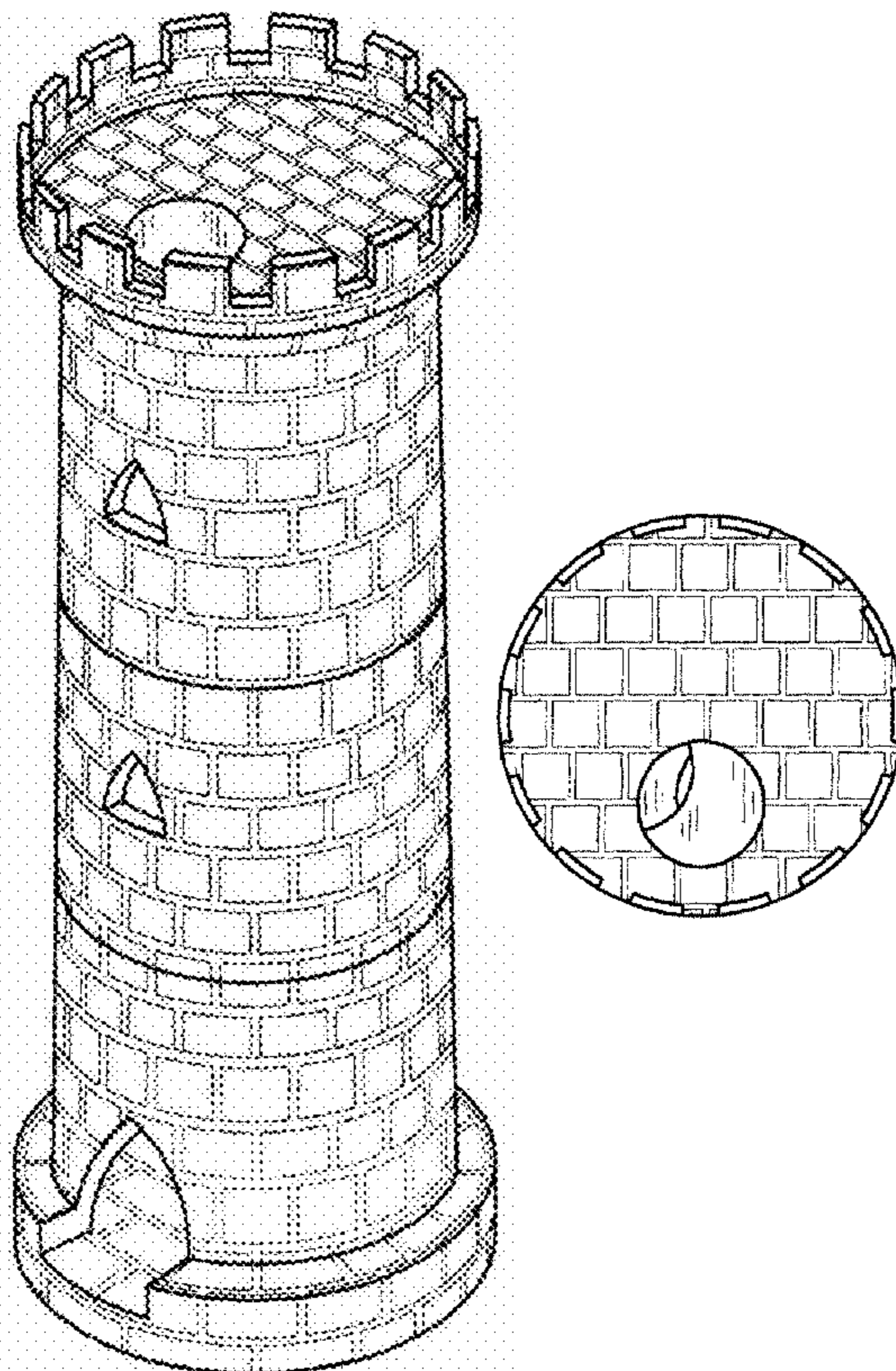
FIG. 3 is front view thereof;

FIG. 4 is a rear view thereof;

FIG. 5 is a side view thereof; and,

FIG. 6 is a bottom view thereof.

1 Claim, 3 Drawing Sheets



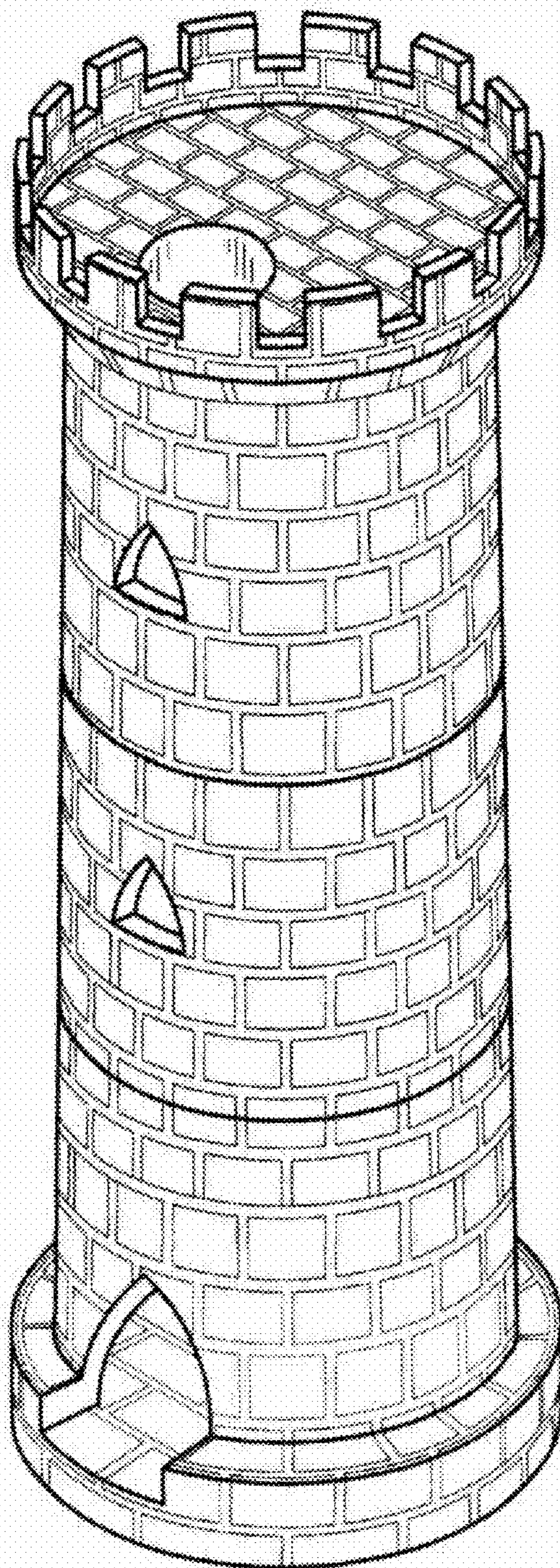


FIG. 1

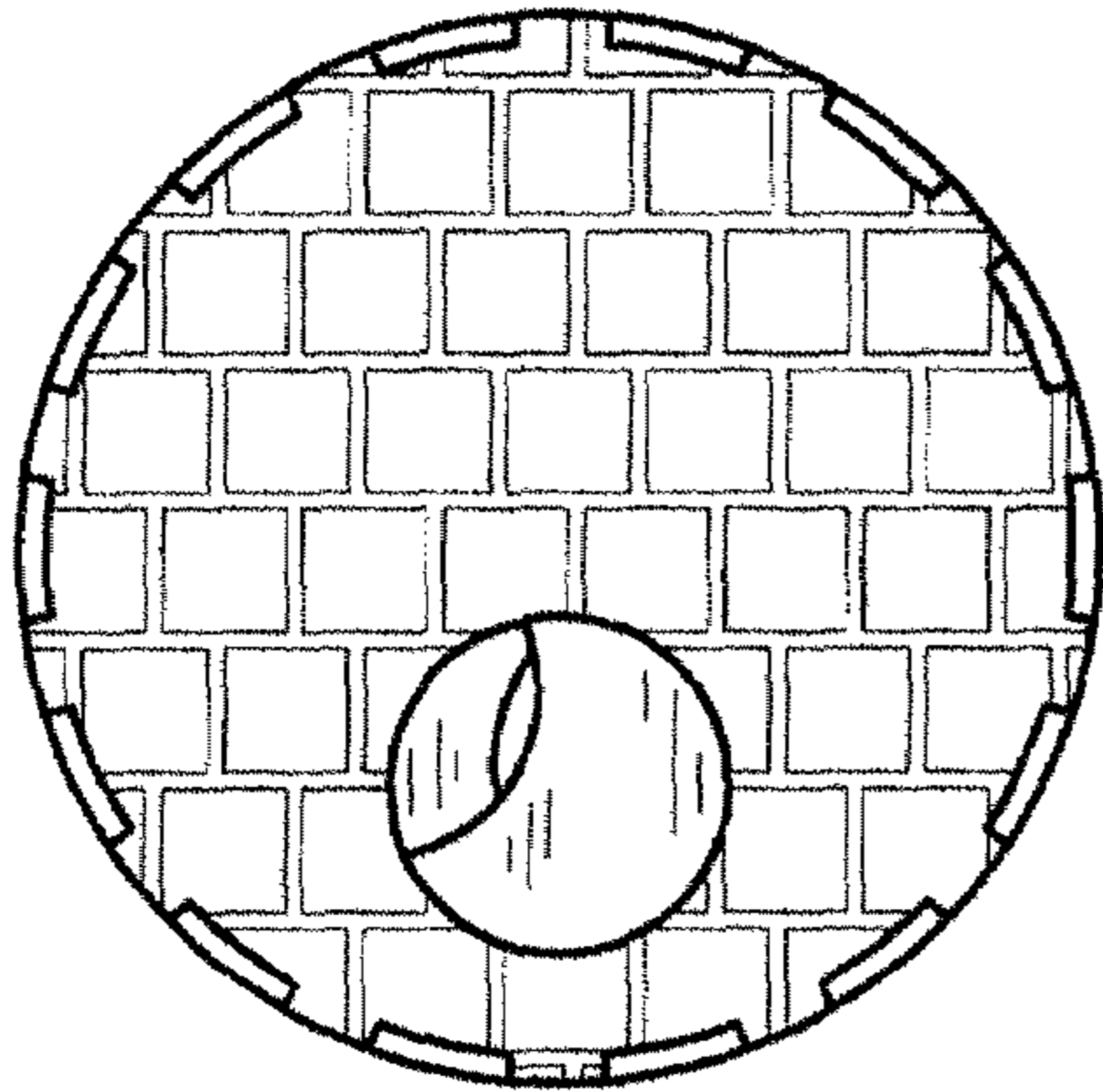


FIG. 2

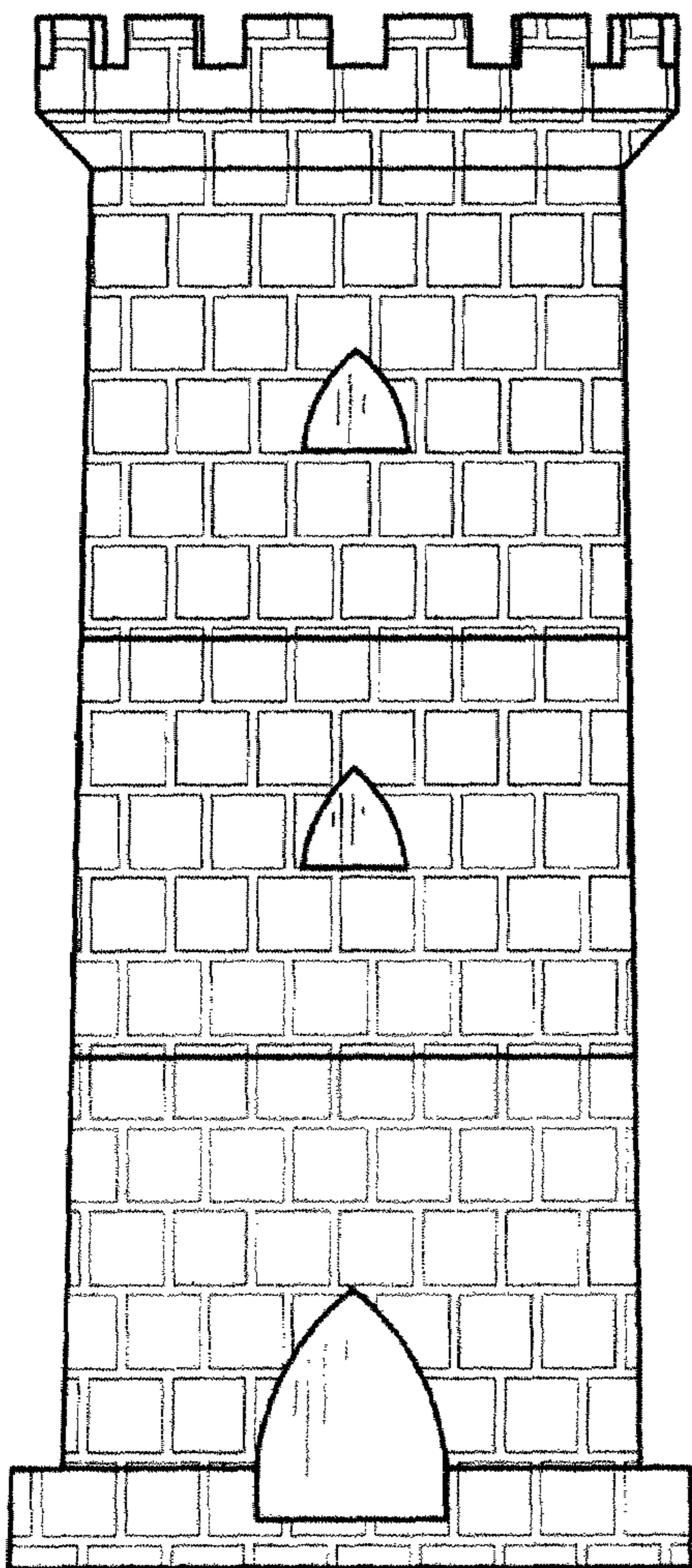


FIG. 3

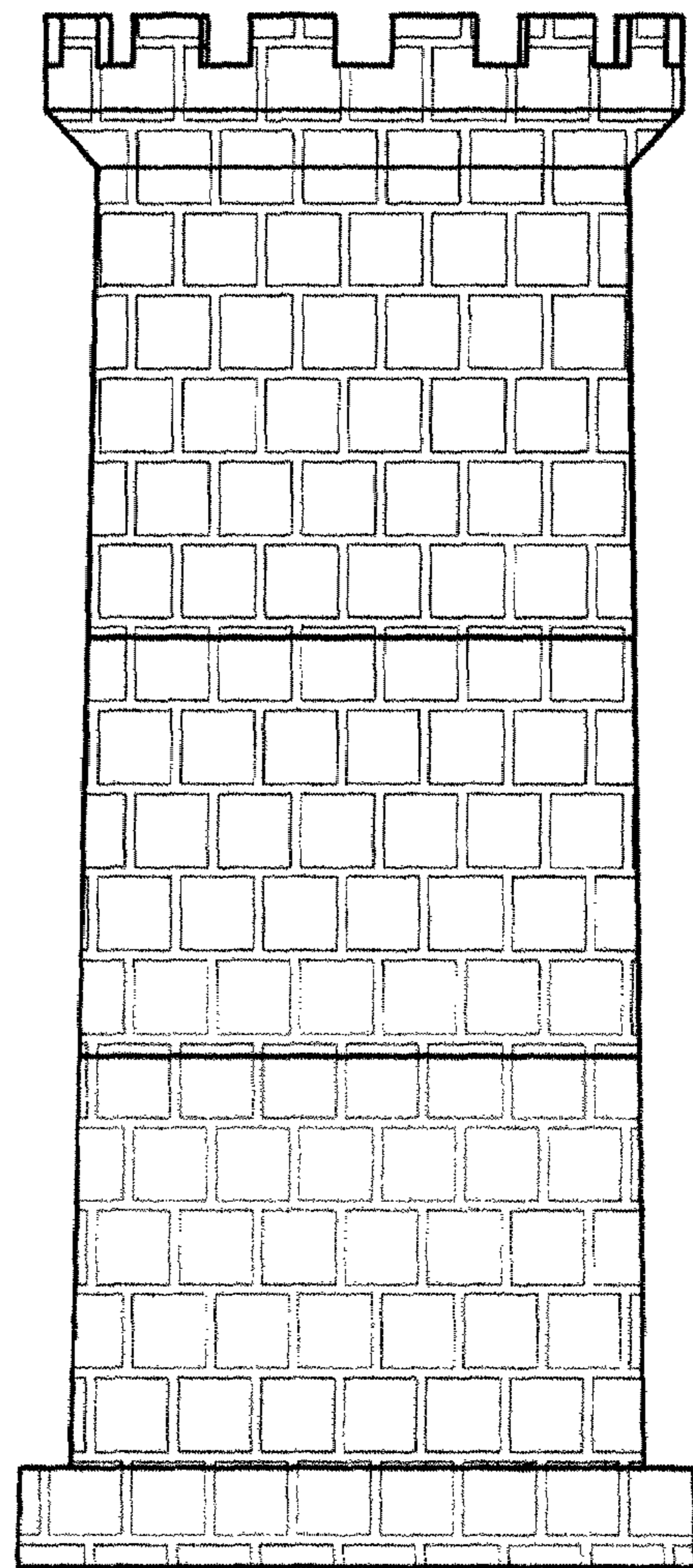


FIG. 4

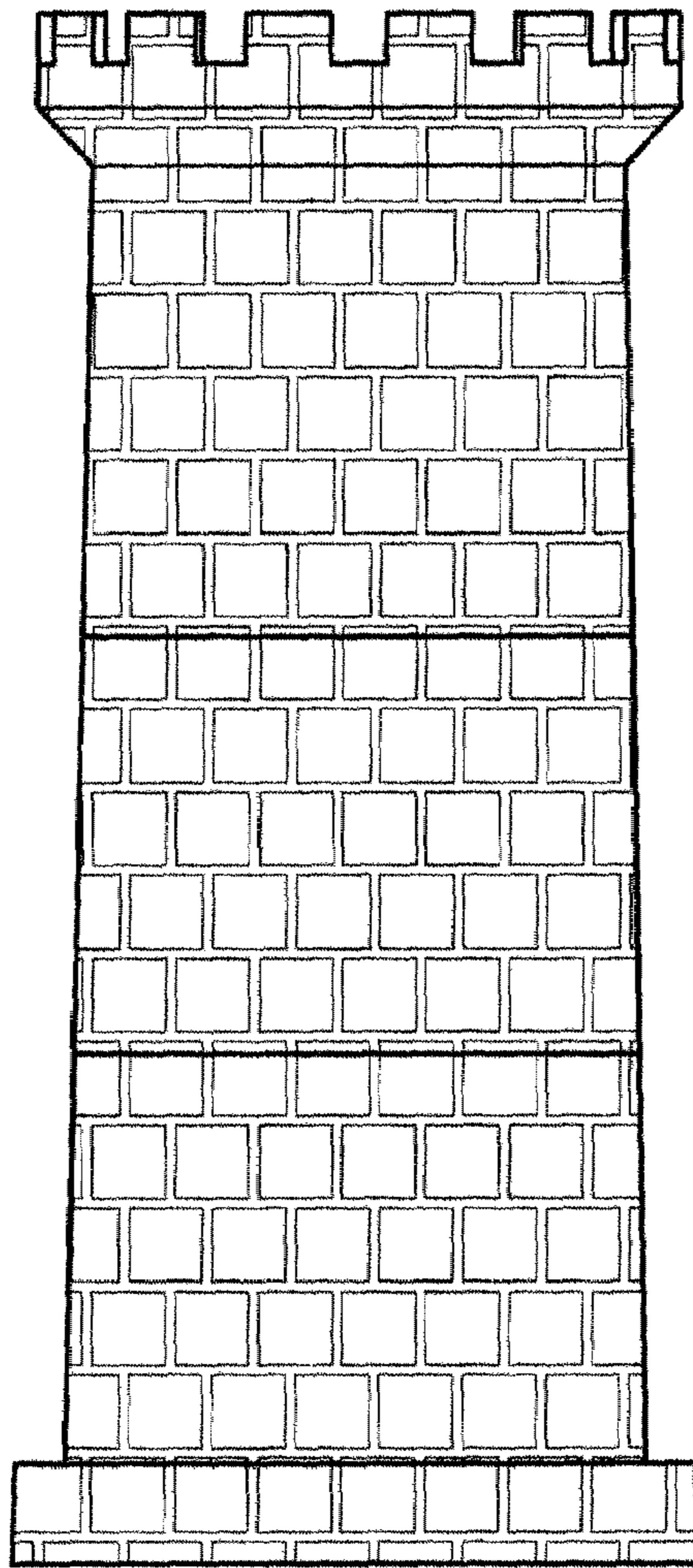


FIG. 5

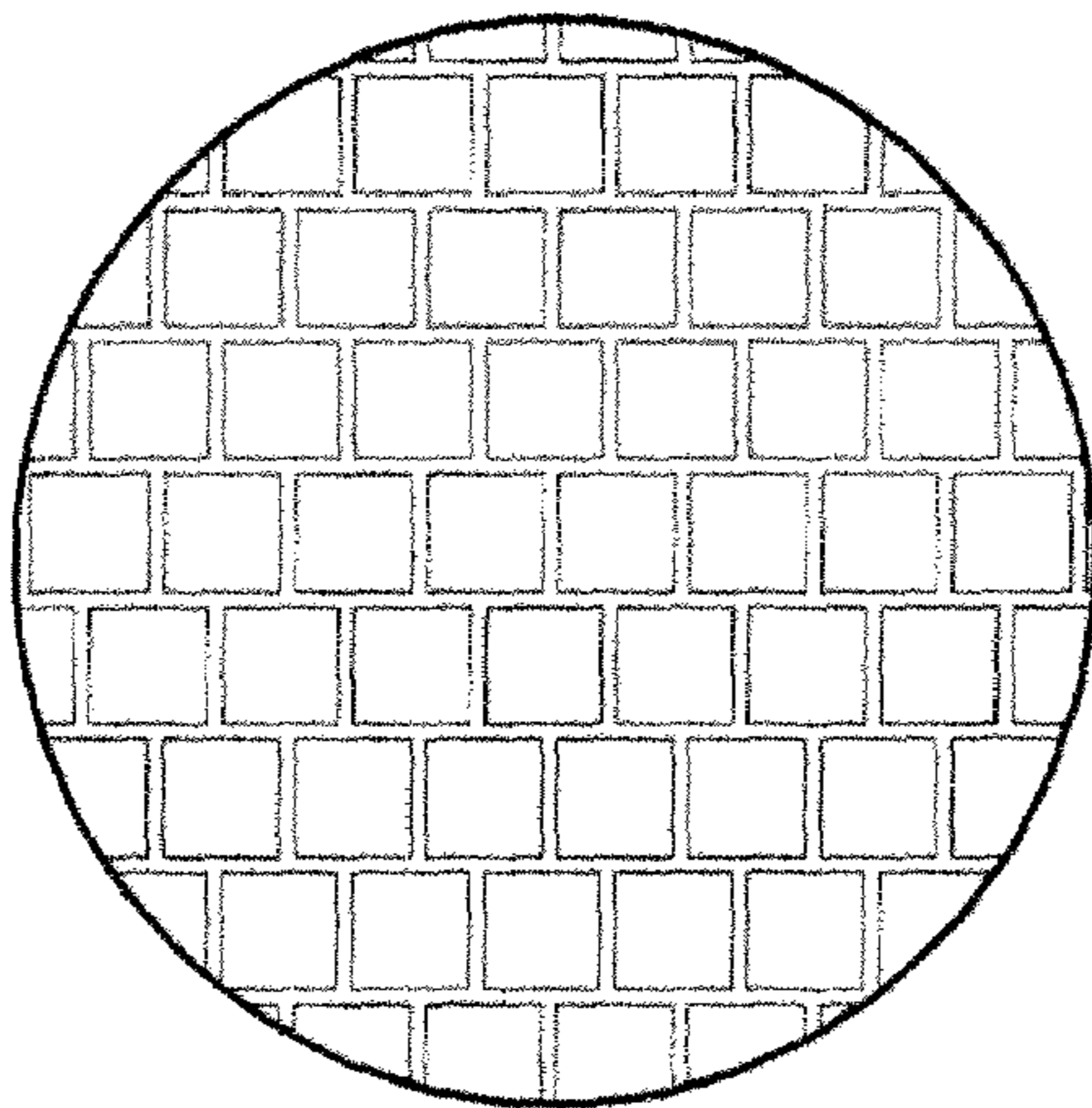


FIG. 6