



US00D604006S

(12) **United States Design Patent**
Silver

(10) **Patent No.:** **US D604,006 S**

(45) **Date of Patent:** **** Nov. 10, 2009**

(54) **LIGHT FIXTURE**

(75) Inventor: **Remy Silver**, Toronto (CA)

(73) Assignee: **Beta-Calco Inc.**, Ontario (CA)

(**) Term: **14 Years**

(21) Appl. No.: **29/333,619**

(22) Filed: **Mar. 12, 2009**

(30) **Foreign Application Priority Data**

Nov. 27, 2008 (CA) 128753

(51) **LOC (9) Cl.** **26-03**

(52) **U.S. Cl.** **D26/88**

(58) **Field of Classification Search** D26/72,
D26/73, 80, 83, 84, 85, 88-91; 362/147,
362/806, 404-408

See application file for complete search history.

(56) **References Cited**

U.S. PATENT DOCUMENTS

D228,147 S *	8/1973	Dolan	D26/88
D418,625 S *	1/2000	Dolan	D26/88
D481,159 S *	10/2003	Walker	D26/138
D498,017 S *	11/2004	Elliott	D26/88
D518,914 S *	4/2006	Brunner	D26/142
D558,912 S *	1/2008	Crosby	D26/88
D563,025 S *	2/2008	Hetfield et al.	D26/72
D574,993 S *	8/2008	Silver	D26/88
D575,440 S *	8/2008	Pelzl	D26/88

OTHER PUBLICATIONS

“Visione” lamps #E20190-19 and #20194-19 shown on p. 96 of the ET2 2007 Catalog.*

* cited by examiner

Primary Examiner—Clare E Heflin

(74) *Attorney, Agent, or Firm*—Renner, Otto, Boisselle & Sklar, LLP

(57) **CLAIM**

The ornamental design for a light fixture, as shown and described.

DESCRIPTION

FIG. 1 is a side elevation view of the light fixture showing my new design, with all four sides being identical to that shown; FIG. 2 is a bottom perspective view of the light fixture shown in FIG. 1.

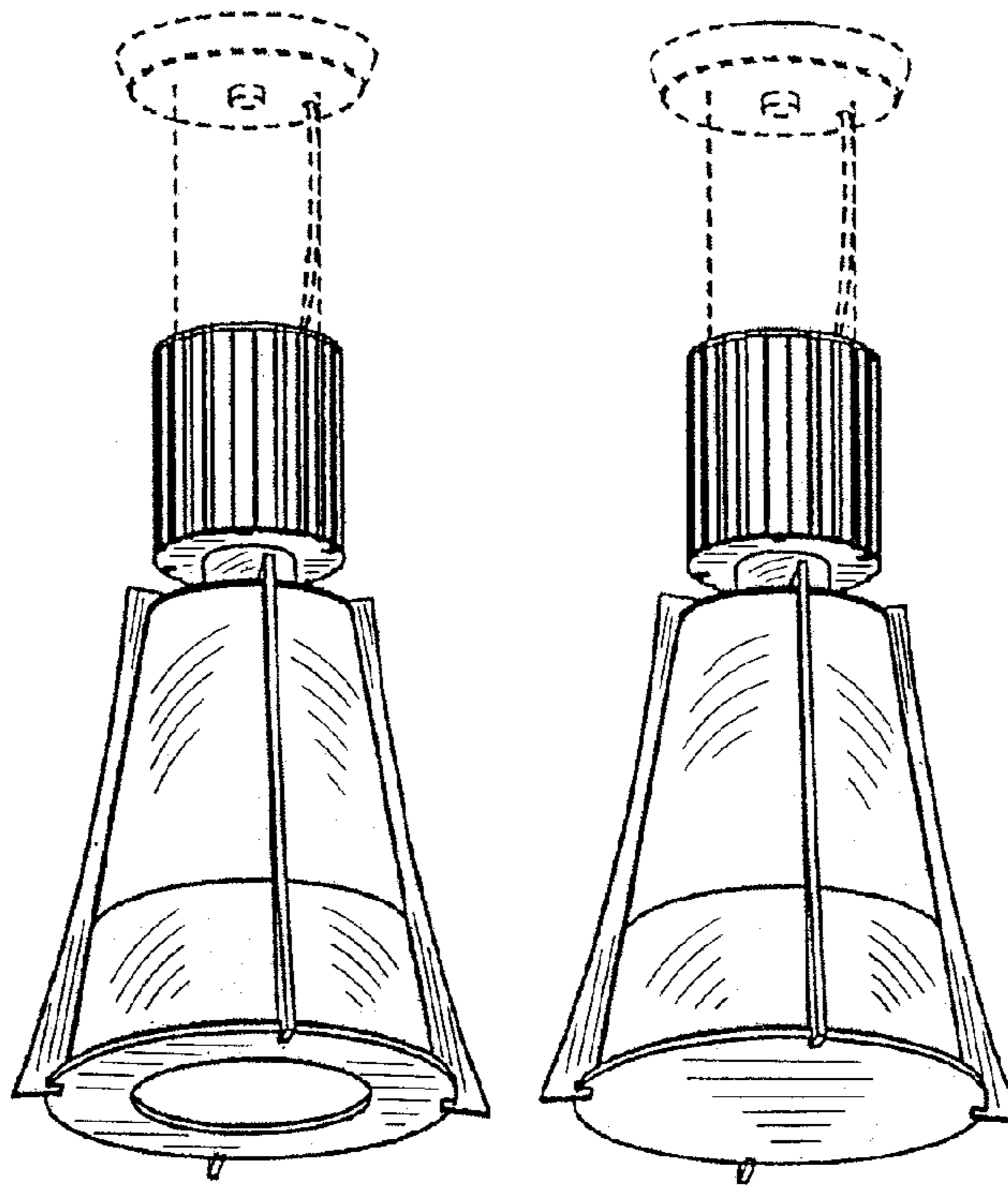
FIG. 3 is a bottom plan view of the light fixture shown in FIG. 1.

FIG. 4 is a bottom perspective view of the light fixture showing a second embodiment of my new design wherein the side elevations are identical to the first embodiment; and,

FIG. 5 is a bottom plan view of the light fixture shown in FIG. 4.

Except for the four protruding ribs, the top surfaces of the light fixture that are not shown form no part of the claim. The broken lines are included to depict environment only and also form no part of the claim.

1 Claim, 1 Drawing Sheet



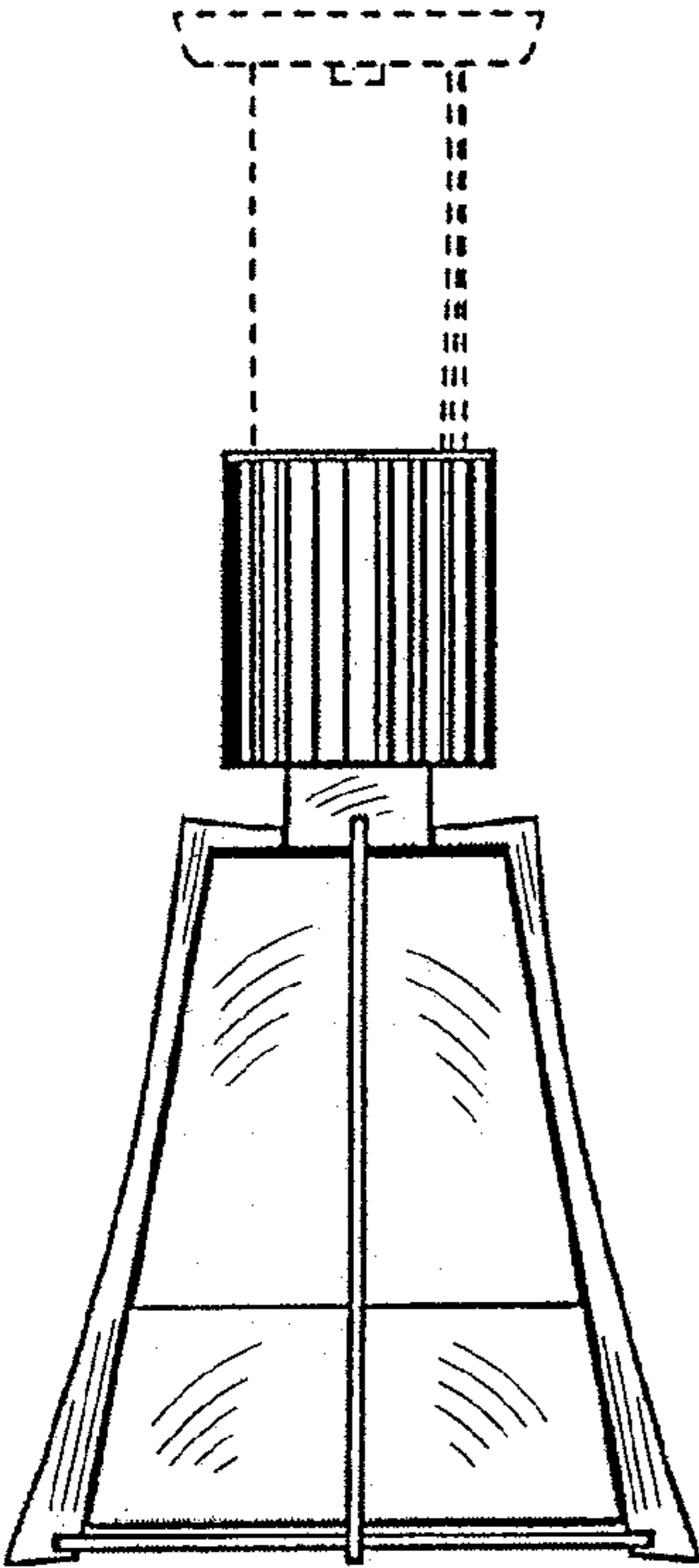


FIG. 1

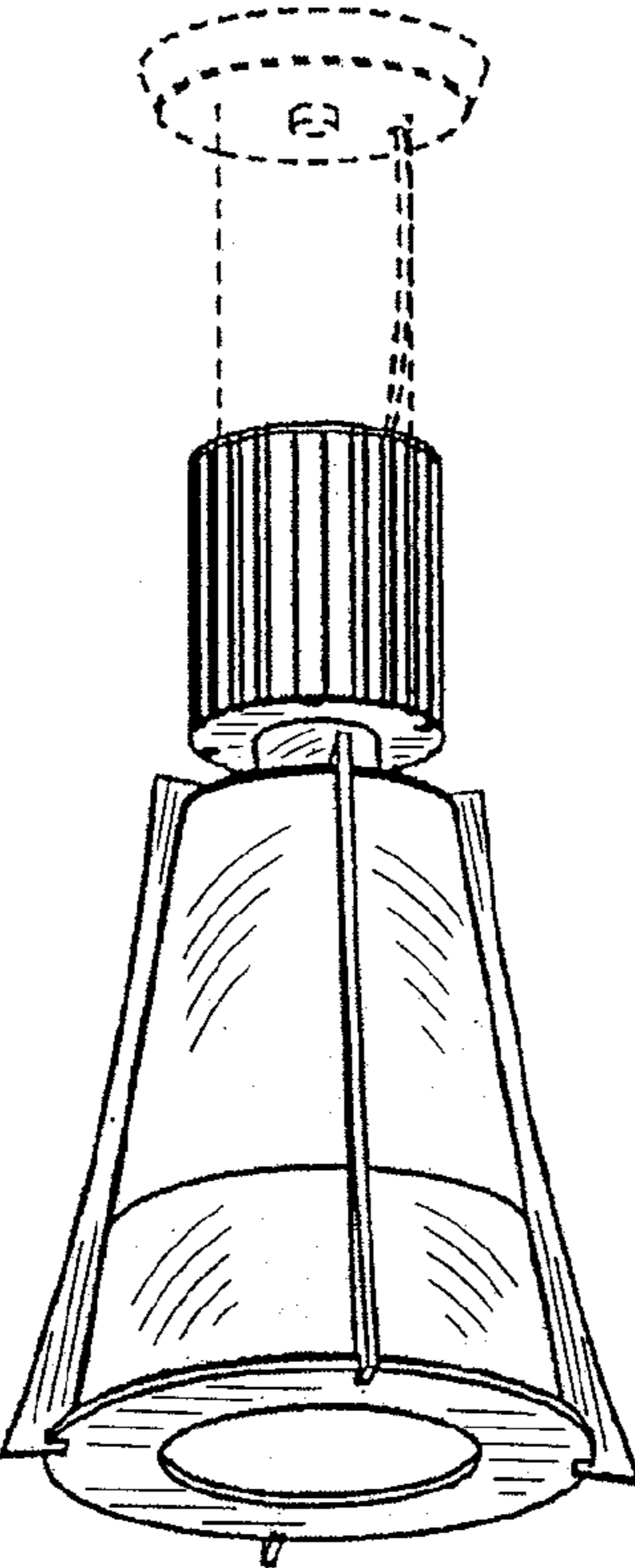


FIG. 2




FIG. 4

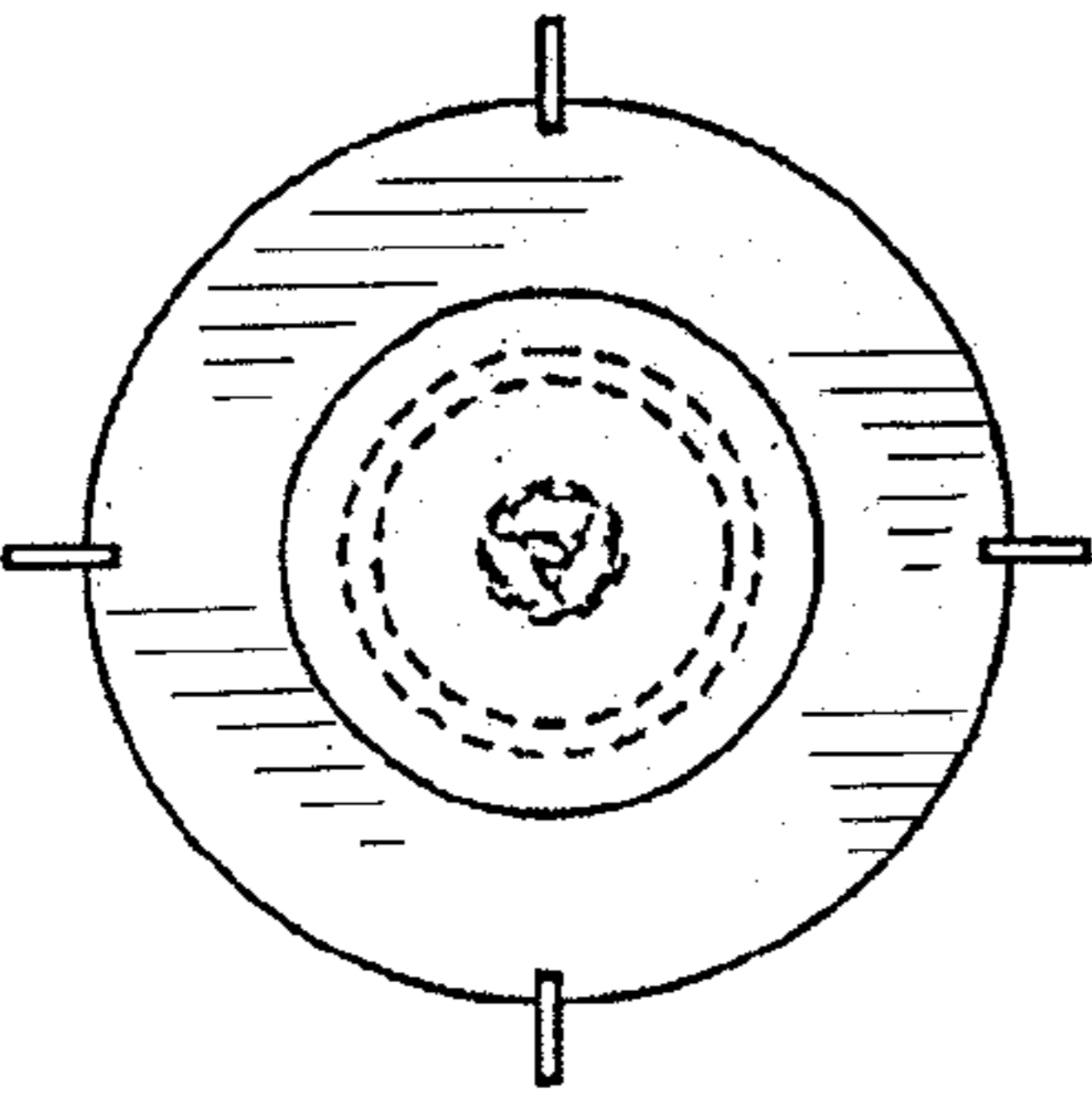


FIG. 3

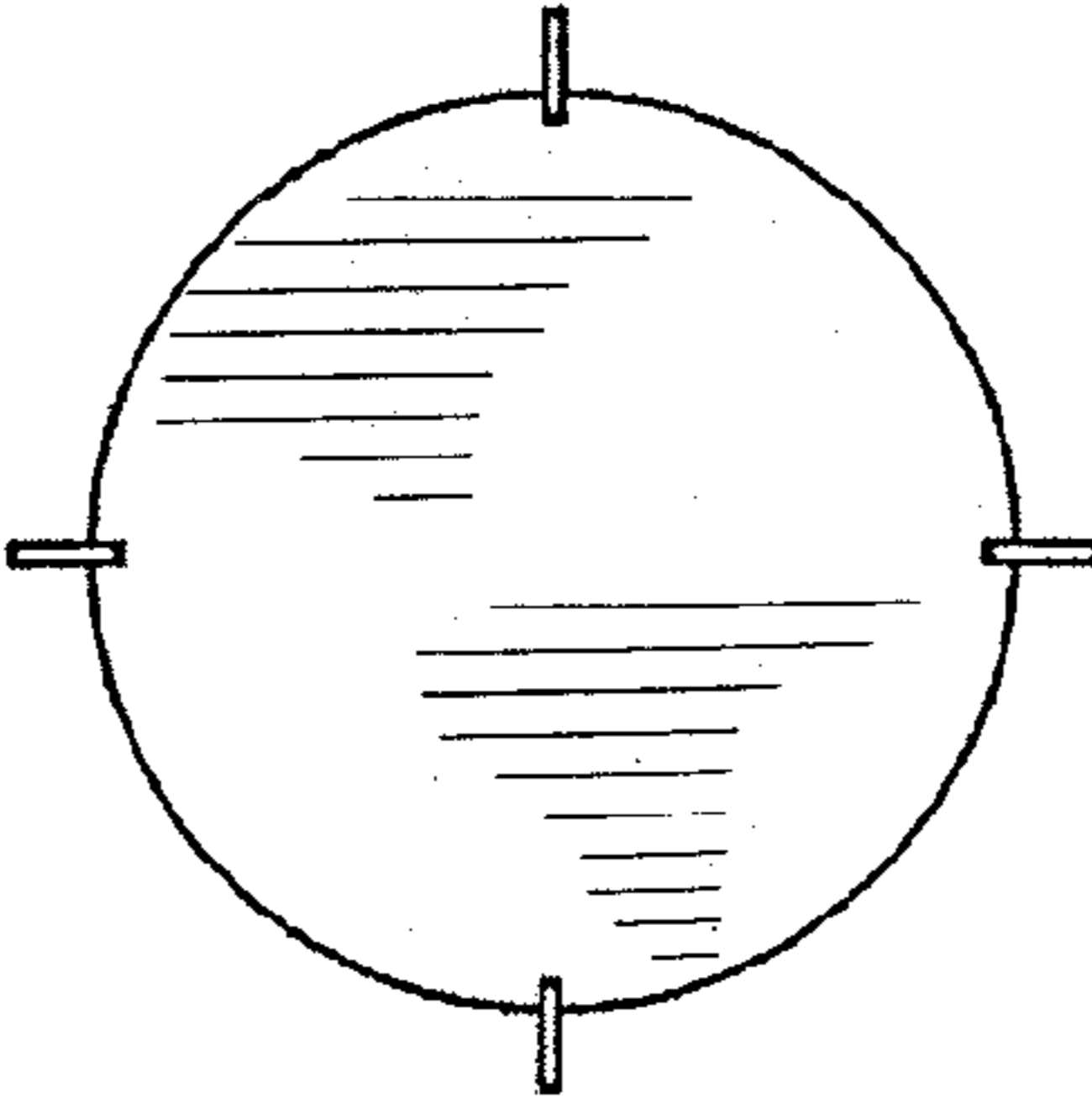


FIG. 5