



US00D604002S

(12) **United States Design Patent**
Santoro

(10) **Patent No.:** **US D604,002 S**

(45) **Date of Patent:** **** Nov. 10, 2009**

(54) **LUMINAIRE**

(75) Inventor: **Scott R. Santoro**, Delta (CA)

(73) Assignee: **Koninklijke Philips Electronics N.V.**,
Eindhoven (NL)

(**) Term: **14 Years**

(21) Appl. No.: **29/331,182**

(22) Filed: **Jan. 21, 2009**

D192,646 S *	4/1962	Pascucci et al.	D26/76
3,109,599 A *	11/1963	Franck et al.	362/218
D208,572 S *	9/1967	Wakefield	D26/76
D348,533 S *	7/1994	Herst et al.	D26/85
D429,357 S *	8/2000	Grimm	D26/76
D446,333 S *	8/2001	Frois	D26/76
D477,891 S *	7/2003	Fritze et al.	D26/74
D483,510 S *	12/2003	Fritze al.	D26/75
D503,821 S *	4/2005	Waldmann	D26/78
D572,858 S *	7/2008	Santoro	D26/74
D579,598 S *	10/2008	Santoro	D26/76
D587,834 S *	3/2009	Moritz	D26/76

* cited by examiner

Related U.S. Application Data

(62) Division of application No. 29/295,724, filed on Oct. 4, 2007, now abandoned.

Foreign Application Priority Data

(30) Apr. 5, 2007 (EP) 000702642

(51) **LOC (9) Cl.** **26-03**

(52) **U.S. Cl.** **D26/76**

(58) **Field of Classification Search** D26/3,
D26/24, 61, 72, 74-77, 81-83, 85, 88-89,
D26/118, 120; 362/147, 224-225, 132, 260-263,
362/267, 283, 337, 347, 364; 43/113; D23/372,
D23/328, 385; D14/209; 52/98

See application file for complete search history.

(56) **References Cited**

U.S. PATENT DOCUMENTS

D143,350 S *	12/1945	Polotaye	D26/76
D168,974 S *	3/1953	Spaulding	D26/76
D190,596 S *	6/1961	Franck et al.	D26/76

Primary Examiner—Philip S Hyder

Assistant Examiner—Susan E Krakower

(74) *Attorney, Agent, or Firm*—John F. Salazar; Middleton Reutlinger

(57) **CLAIM**

The ornamental design for a luminaire, as shown and described.

DESCRIPTION

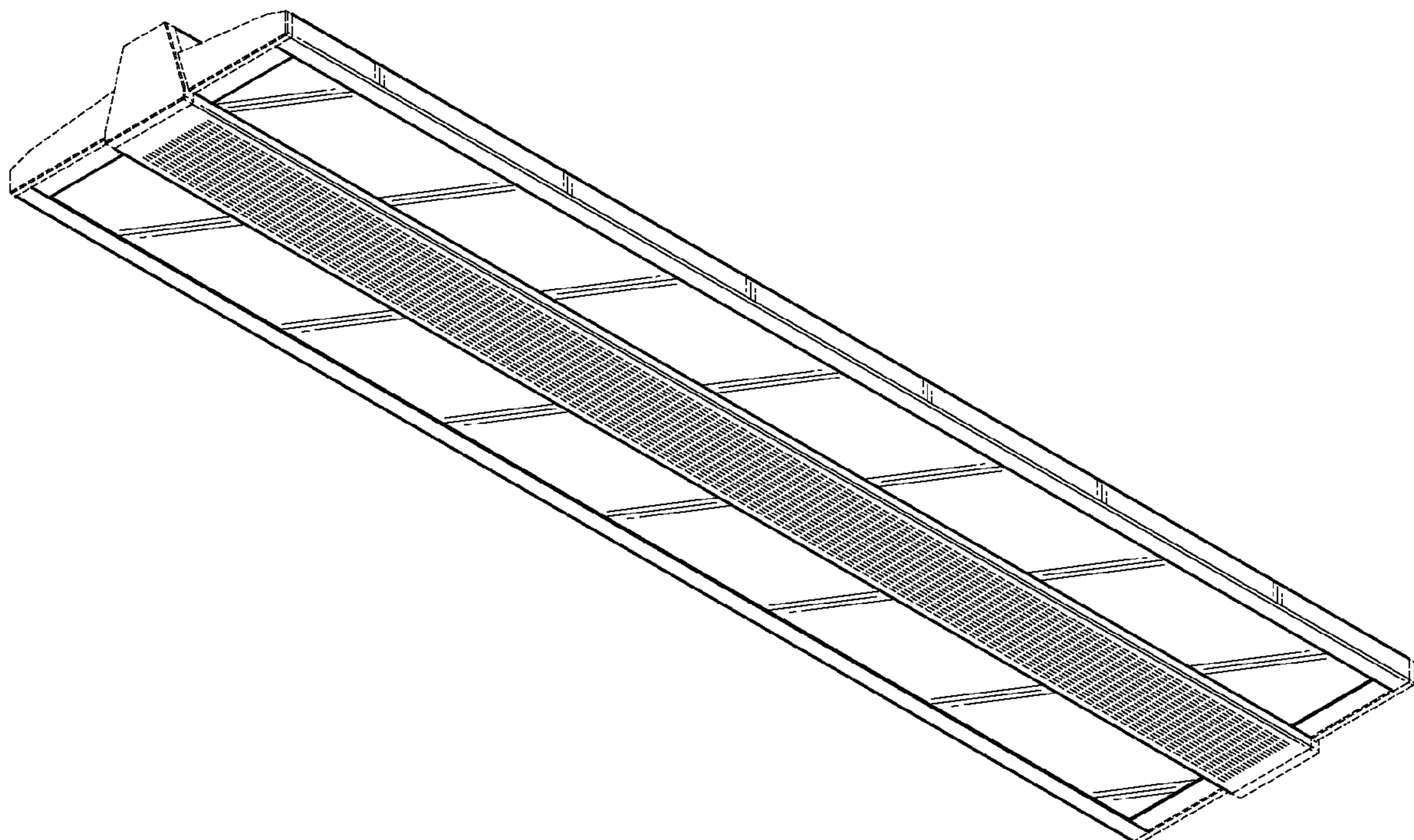
FIG. 1 is a lower perspective view of the luminaire of the present invention; and,

FIG. 2 is a bottom view of the design of the present invention.

The top and sides of the luminaire are unornamented. Therefore, the top and sides of the luminaire form no part of the claimed design and these views have been omitted.

The broken lines illustrate portions of the luminaire which form no part of the claimed design.

1 Claim, 2 Drawing Sheets



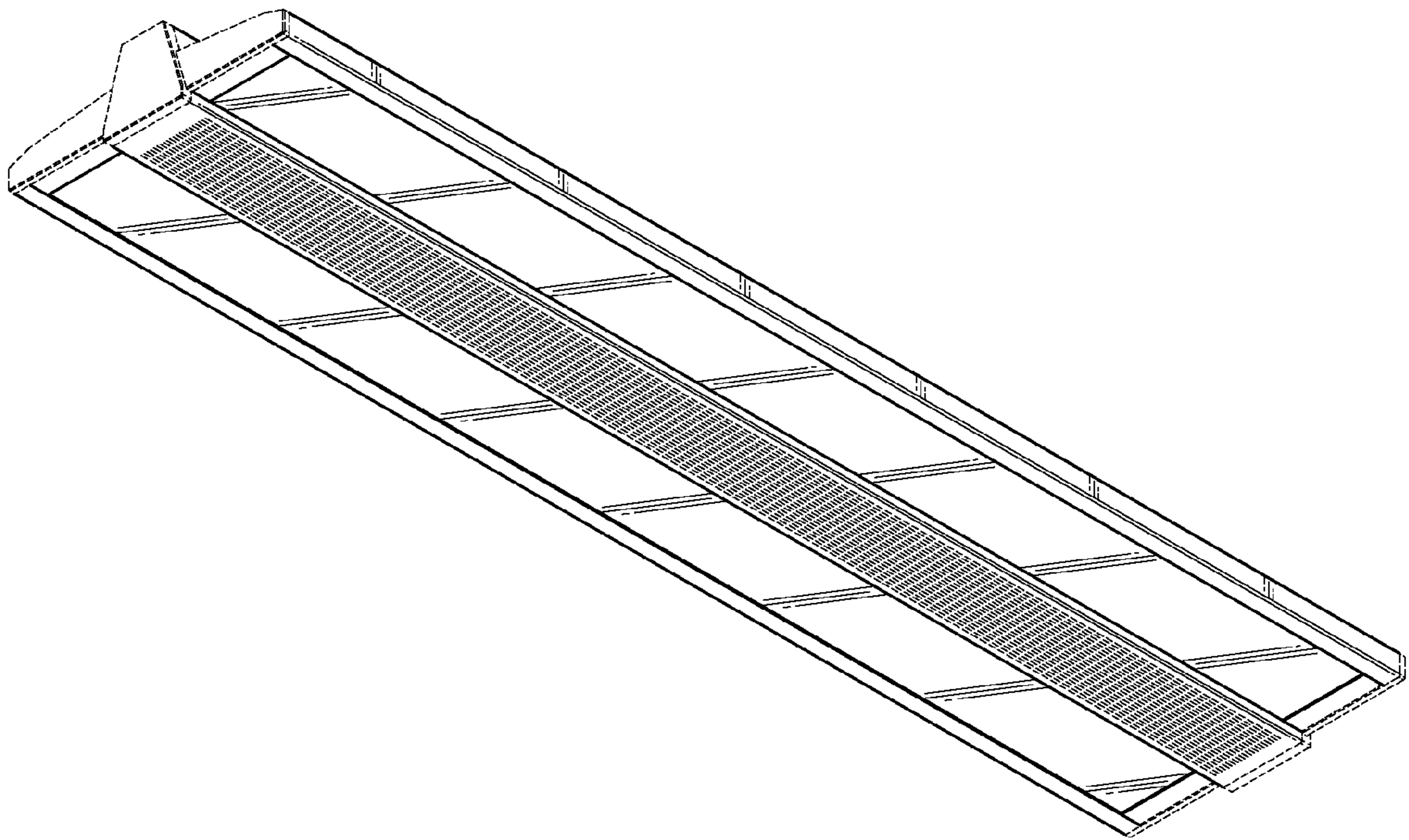


FIG. 1

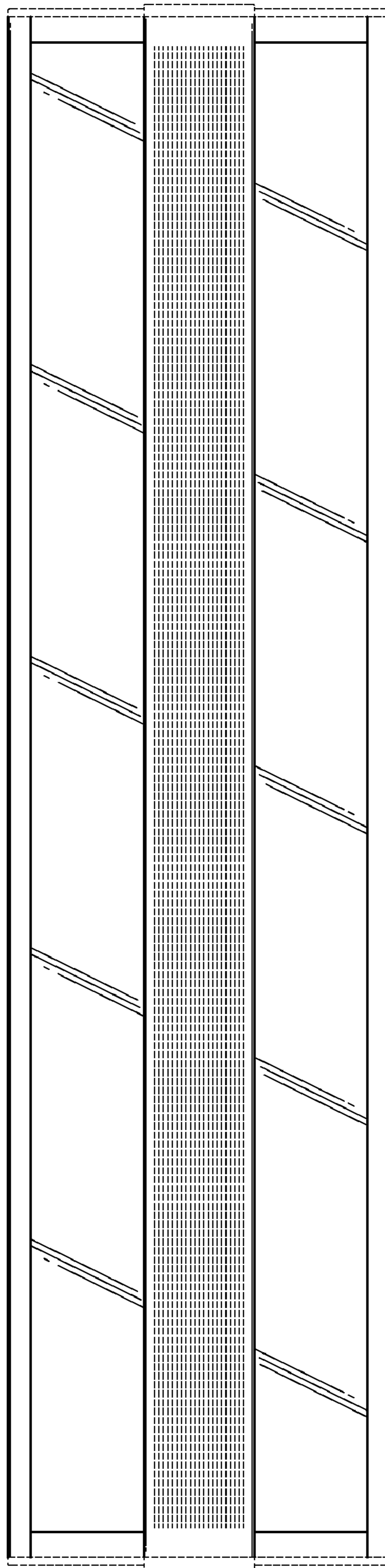


FIG. 2