



US00D604000S

(12) **United States Design Patent**
Fowler, Jr. et al.

(10) **Patent No.:** **US D604,000 S**
(45) **Date of Patent:** **** Nov. 10, 2009**

- (54) **FULL DISTRIBUTION TROFFER LUMINAIRE**
- (75) Inventors: **Wilton L. Fowler, Jr.**, Easley, SC (US);
Martin C. Werr, Easley, SC (US);
Randy K. Lewis, Spartanburg, SC (US)
- (73) Assignee: **Hubbell Incorporated**, Orange, CT (US)
- (**) Term: **14 Years**
- (21) Appl. No.: **29/311,584**
- (22) Filed: **Apr. 24, 2009**

D257,894 S 1/1981 DiBernardo
 4,277,820 A 7/1981 Bostonian
 D284,110 S 6/1986 Mullins
 4,674,016 A 6/1987 Gallagher

(Continued)

Primary Examiner—Philip S Hyder
Assistant Examiner—Susan E Krakower
 (74) *Attorney, Agent, or Firm*—Jenae C. Gureff; Mark S. Bicks; Alfred N. Goodman

(57) **CLAIM**

The ornamental design for a full distribution troffer luminaire, as shown and described.

Related U.S. Application Data

- (62) Division of application No. 29/309,543, filed on Aug. 29, 2008, now Pat. No. Des. 593,246.
- (51) **LOC (9) Cl.** **26-03**
- (52) **U.S. Cl.** **D26/76**
- (58) **Field of Classification Search** D26/72,
D26/74–78, 118, 120–122; 362/147–150,
362/217.01, 217.05, 217.06, 217.08, 218,
362/220, 223–225, 260, 288, 307–308, 342,
362/346, 372
See application file for complete search history.

DESCRIPTION

FIG. 1 is an enlarged bottom left perspective view of a full distribution troffer luminaire showing our new invention;
 FIG. 2 is an enlarged bottom right perspective view of the luminaire illustrated in FIG. 1;
 FIG. 3 is a top plan view of the luminaire illustrated in FIGS. 1 and 2;
 FIG. 4 is a rear elevational view of the luminaire illustrated in FIGS. 1–3;
 FIG. 5 is a left side elevational view of the luminaire illustrated in FIGS. 1–4;
 FIG. 6 is a front elevational view of the luminaire illustrated in FIGS. 1–5;
 FIG. 7 is a right side elevational view of the luminaire illustrated in FIGS. 1–6; and,
 FIG. 8 is a bottom plan view of the luminaire illustrated in FIGS. 1–7.

The broken lines illustrate environmental structure and form no part of the claimed design.

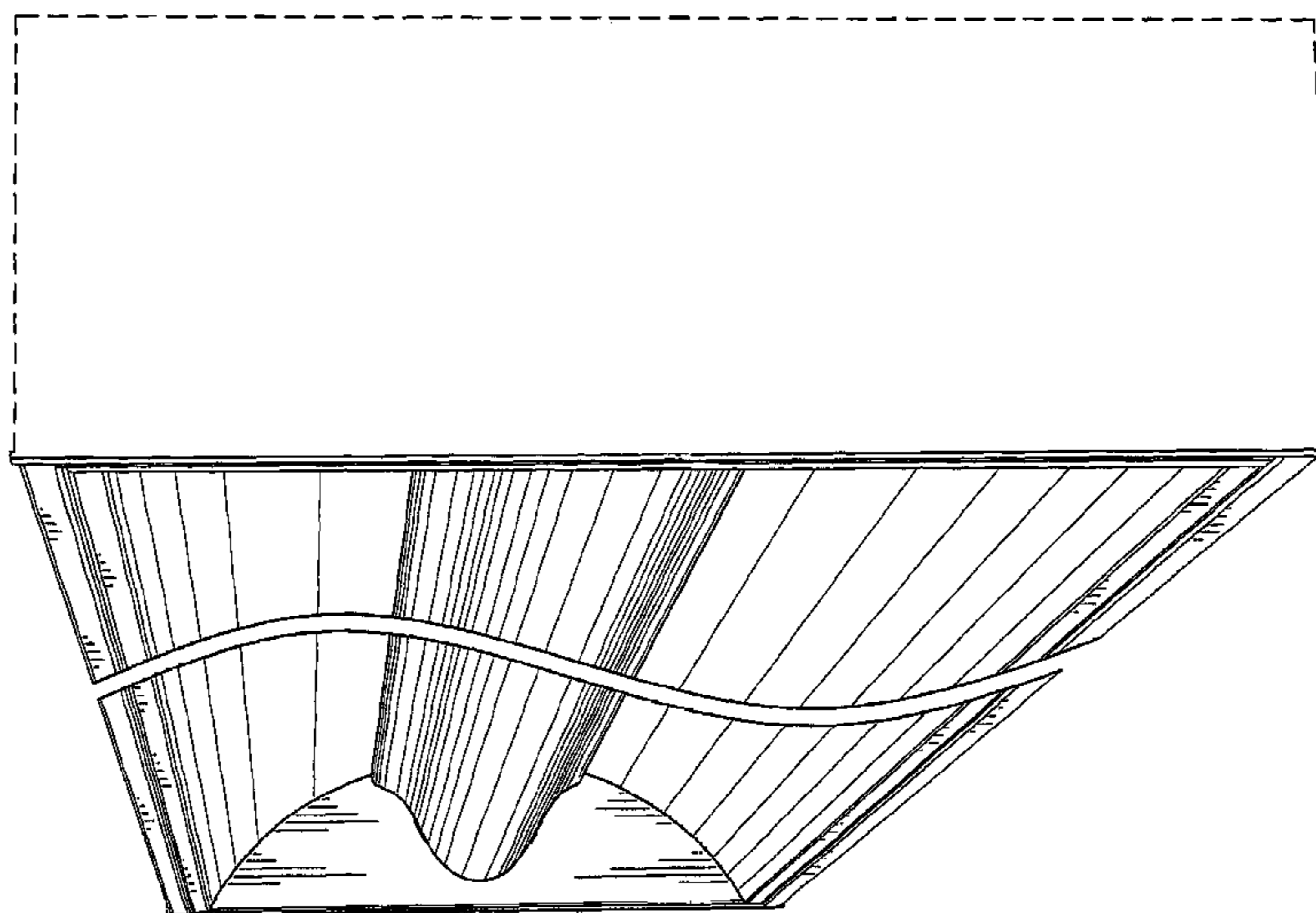
The luminaire is shown broken away to indicate no specific length is claimed.

(56) **References Cited**

U.S. PATENT DOCUMENTS

D85,382 S *	10/1931	Guth	D26/24
362,189 A	12/1931	Waugh		
1,888,103 A *	11/1932	Guth	362/348
D119,800 S	4/1940	Carter, Jr.		
2,269,182 A *	1/1942	Claspy et al.	362/361
D132,786 S	6/1942	Netting		
2,323,073 A *	6/1943	Netting	362/225
2,339,100 A *	1/1944	Netting	362/219
3,209,142 A	9/1965	Michel et al.		
3,270,194 A *	8/1966	Lee	362/218

1 Claim, 4 Drawing Sheets



US D604,000 S

Page 2

U.S. PATENT DOCUMENTS

D374,301 S	10/1996	Kleffman		D545,481 S	6/2007	Mayfield et al.	
D379,546 S *	5/1997	Littman D26/74	D545,482 S	6/2007	Mayfield et al.	
D399,586 S	10/1998	Ranieri et al.		D545,483 S	6/2007	Mayfield et al.	
D407,473 S	3/1999	Wimbock		7,229,192 B2	6/2007	Mayfield et al.	
D411,641 S	6/1999	Ranieri et al.		D545,991 S	7/2007	Mayfield et al.	
D413,402 S	8/1999	Ranieri et al.		D545,992 S	7/2007	Mayfield et al.	
5,950,340 A	9/1999	Woo		D545,993 S	7/2007	Mayfield et al.	
5,988,829 A	11/1999	Holder		7,261,435 B2	8/2007	Gould et al.	
5,988,836 A	11/1999	Swarens		D553,781 S	10/2007	Pickard et al.	
6,092,913 A	7/2000	Edwards, Jr.		7,296,910 B2	11/2007	Mayfield et al.	
D430,688 S *	9/2000	Plunk D26/76	D561,383 S	2/2008	Hukle et al.	
6,280,052 B1	8/2001	White		D561,384 S *	2/2008	Hukle et al. D26/120
D477,891 S *	7/2003	Fritze et al. D26/74	D561,930 S	2/2008	Hukle et al.	
D496,121 S	9/2004	Santoro		7,481,552 B2 *	1/2009	Mayfield et al. 362/223
D541,467 S	4/2007	Gould		7,510,305 B2 *	3/2009	Straton et al. 362/294
D541,468 S	4/2007	Mayfield et al.		D593,246 S *	5/2009	Fowler et al. D26/76
D544,633 S	6/2007	Mayfield et al.		2005/0281023 A1	12/2005	Gould et al.	
D544,634 S	6/2007	Mayfield et al.		2007/0133215 A1	6/2007	Mayfield et al.	
D544,992 S	6/2007	Mayfield et al.		2007/0139918 A1	6/2007	Laukhuf	
D544,993 S	6/2007	Mayfield et al.		2007/0211457 A1	9/2007	Mayfield et al.	
D545,476 S	6/2007	Friedman		2007/0291481 A1	12/2007	Gould et al.	
				2008/0019126 A1	1/2008	Straton et al.	

* cited by examiner

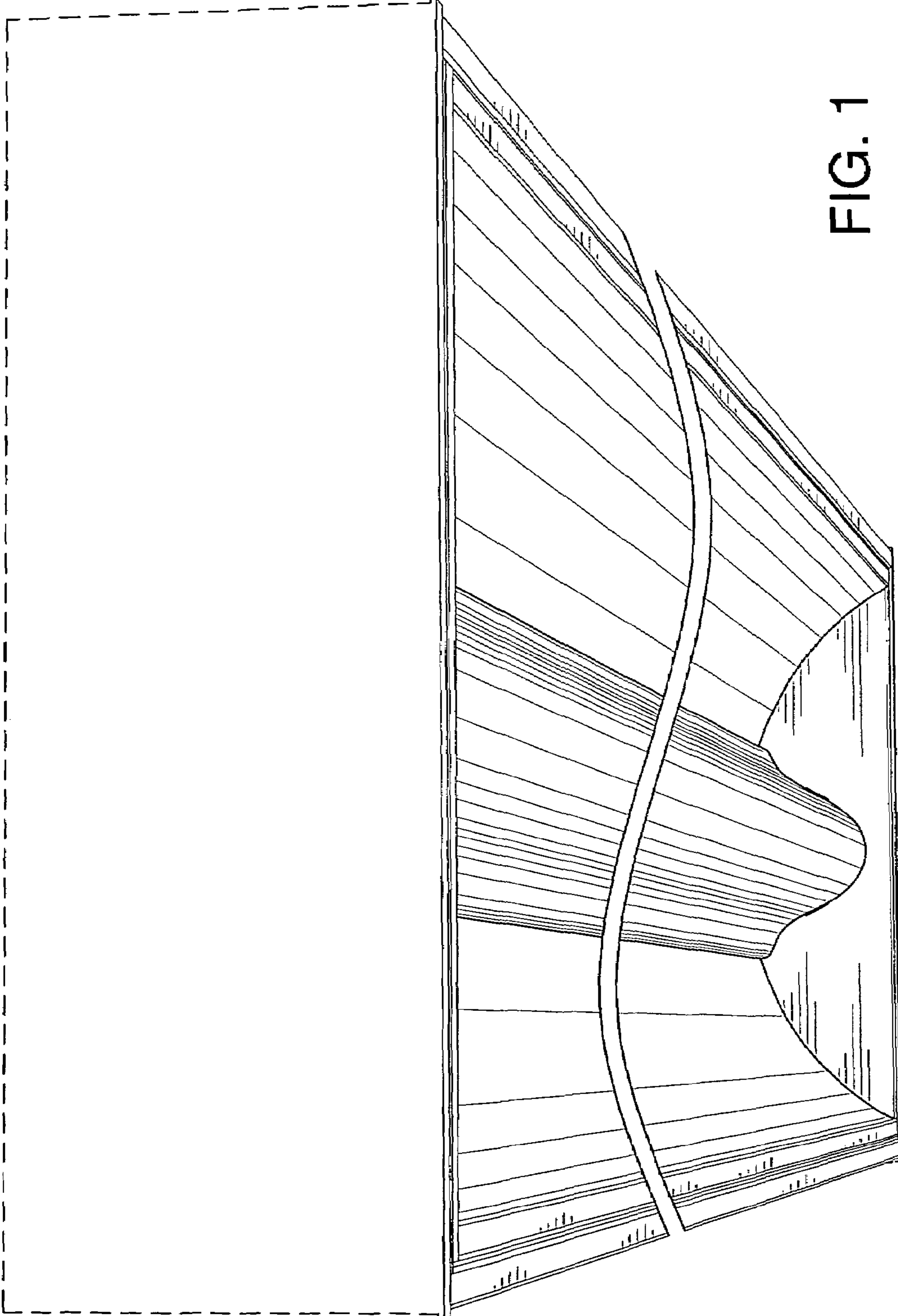


FIG. 1

FIG. 2

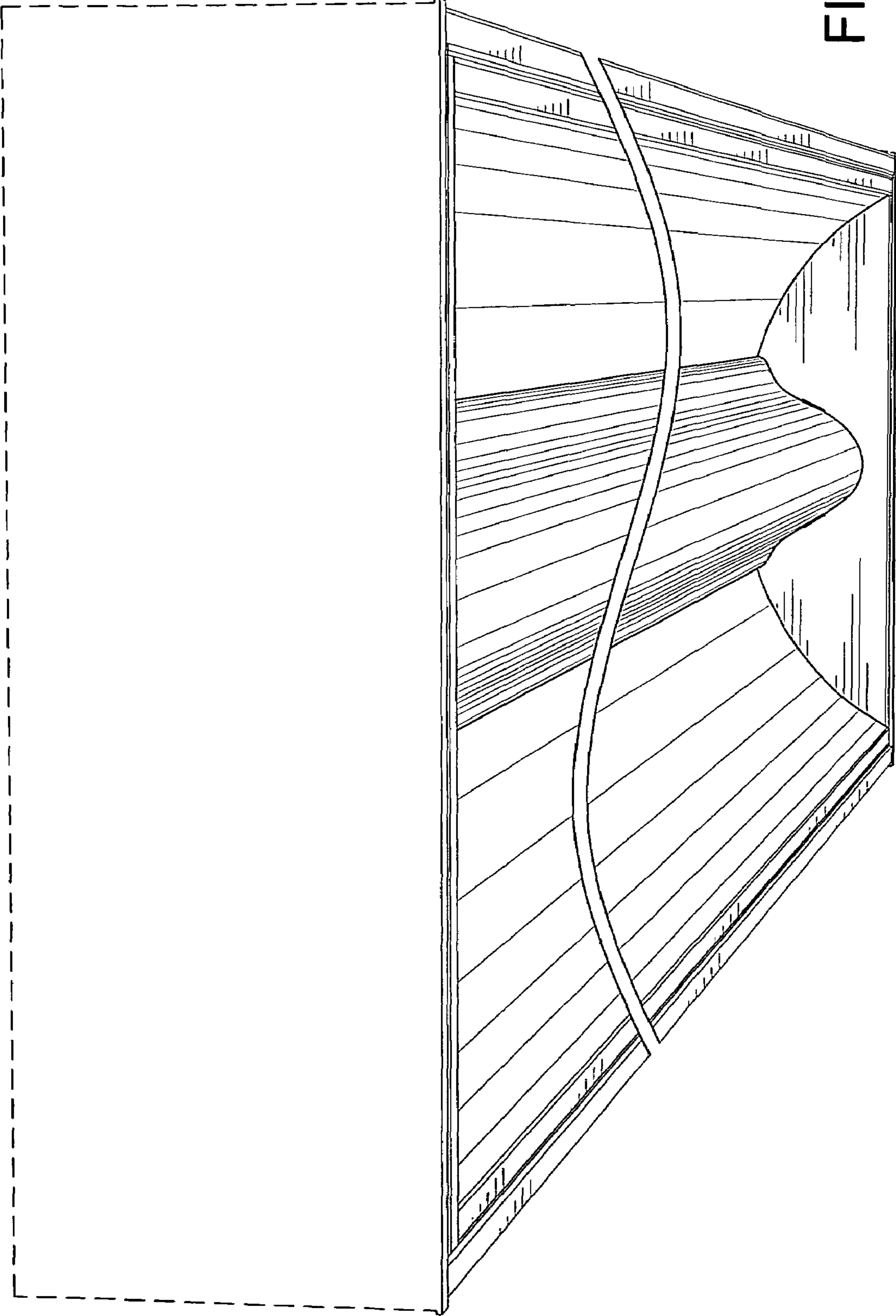




FIG. 4

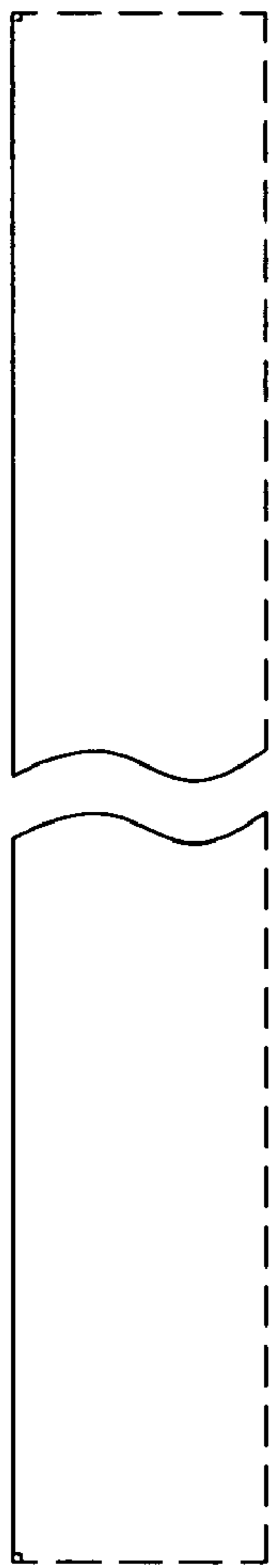


FIG. 5

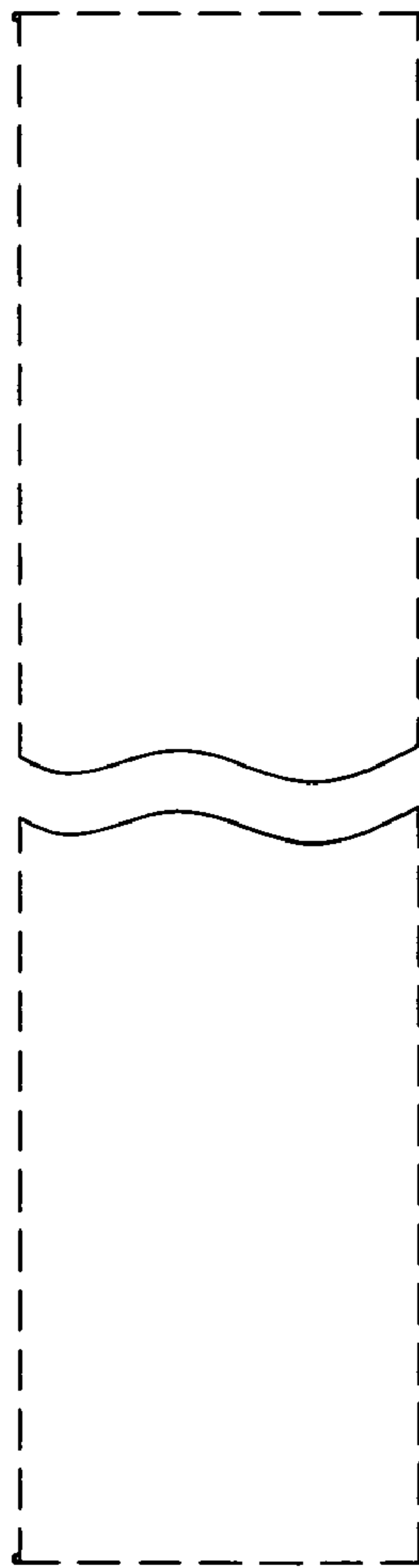


FIG. 3

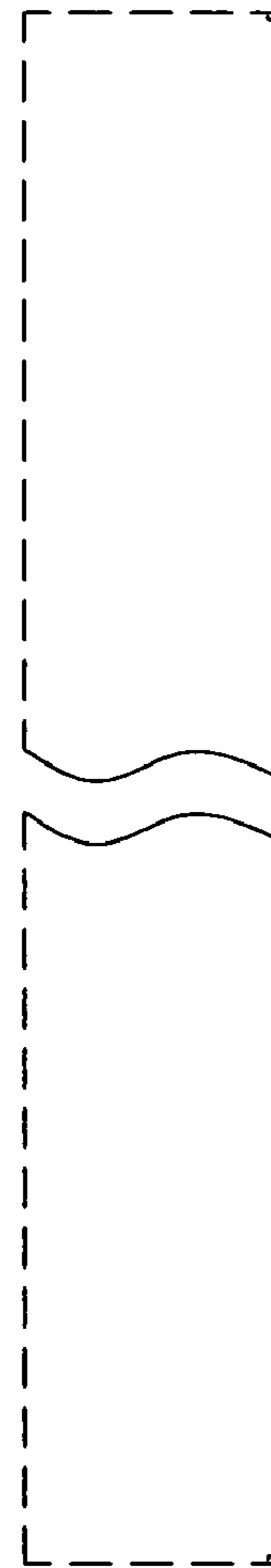


FIG. 7




FIG. 6




FIG. 8