



US00D603989S

(12) **United States Design Patent**
Gardner et al.

(10) **Patent No.:** **US D603,989 S**
(45) **Date of Patent:** **** Nov. 10, 2009**

(54) **FLASHLIGHT**

(75) Inventors: **Joseph P Gardner**, North Ridgeville, OH (US); **John P Brown**, Mosman (AU); **Timothy Rugendyke**, Woy Woy (AU); **Angelo Kotsis**, Marrickville (AU); **Michael S. Squires**, Ryde (AU)

(73) Assignee: **Eveready Battery Co., Inc.**, St. Louis, MO (US)

(**) Term: **14 Years**

(21) Appl. No.: **29/322,295**

(22) Filed: **Aug. 1, 2008**

Related U.S. Application Data

(62) Division of application No. 29/288,068, filed on May 29, 2007, now Pat. No. Des. 577,140.

(51) **LOC (9) Cl.** **26-02**

(52) **U.S. Cl.** **D26/49**

(58) **Field of Classification Search** D26/24,
D26/27-28, 46, 49, 51; 362/157, 181, 183,
362/190-191, 194-196, 200-202, 204-206;
361/208; D13/107-108, 118-119, 184; 320/107-108,
320/114-115

See application file for complete search history.

(56) **References Cited**

U.S. PATENT DOCUMENTS

D353,216 S	12/1994	Sharrah et al.	
6,523,972 B2	2/2003	Sharrah et al.	
D478,391 S	8/2003	Saunders	
D495,442 S	8/2004	Packard	
D497,020 S *	10/2004	Lee	D26/49
D504,529 S *	4/2005	Vickers et al.	D26/37
D507,365 S	7/2005	Chen	
D515,719 S	2/2006	Shiu	
D521,166 S	5/2006	Yamamoto et al.	

D524,468 S	7/2006	Chean	
D525,733 S	7/2006	Shiao	
D532,914 S	11/2006	Yen	
D535,417 S	1/2007	Martin	
D536,117 S	1/2007	Krieger et al.	
D536,465 S	2/2007	Krieger et al.	
D557,838 S	12/2007	Shiu	
D557,839 S	12/2007	Shiu	
D557,840 S	12/2007	Shiu	
D560,297 S	1/2008	Brown et al.	
D564,445 S	3/2008	Stratford	
D565,769 S	4/2008	Shiu	
D577,140 S *	9/2008	Brown et al.	D26/38
D593,239 S *	5/2009	Caniparoli	D26/49
D593,240 S *	5/2009	Caniparoli	D26/49

* cited by examiner

Primary Examiner—Ian Simmons

Assistant Examiner—Dana L Sipos

(74) *Attorney, Agent, or Firm*—Gregory J. Adams; Michael C. Pophal

(57) **CLAIM**

We claim the ornamental design for a flashlight, as shown and described.

DESCRIPTION

FIG. 1 is a perspective view of the flashlight.

FIG. 2 is a top view of the flashlight.

FIG. 3 is a bottom view of the flashlight.

FIG. 4 is a left side view of the flashlight.

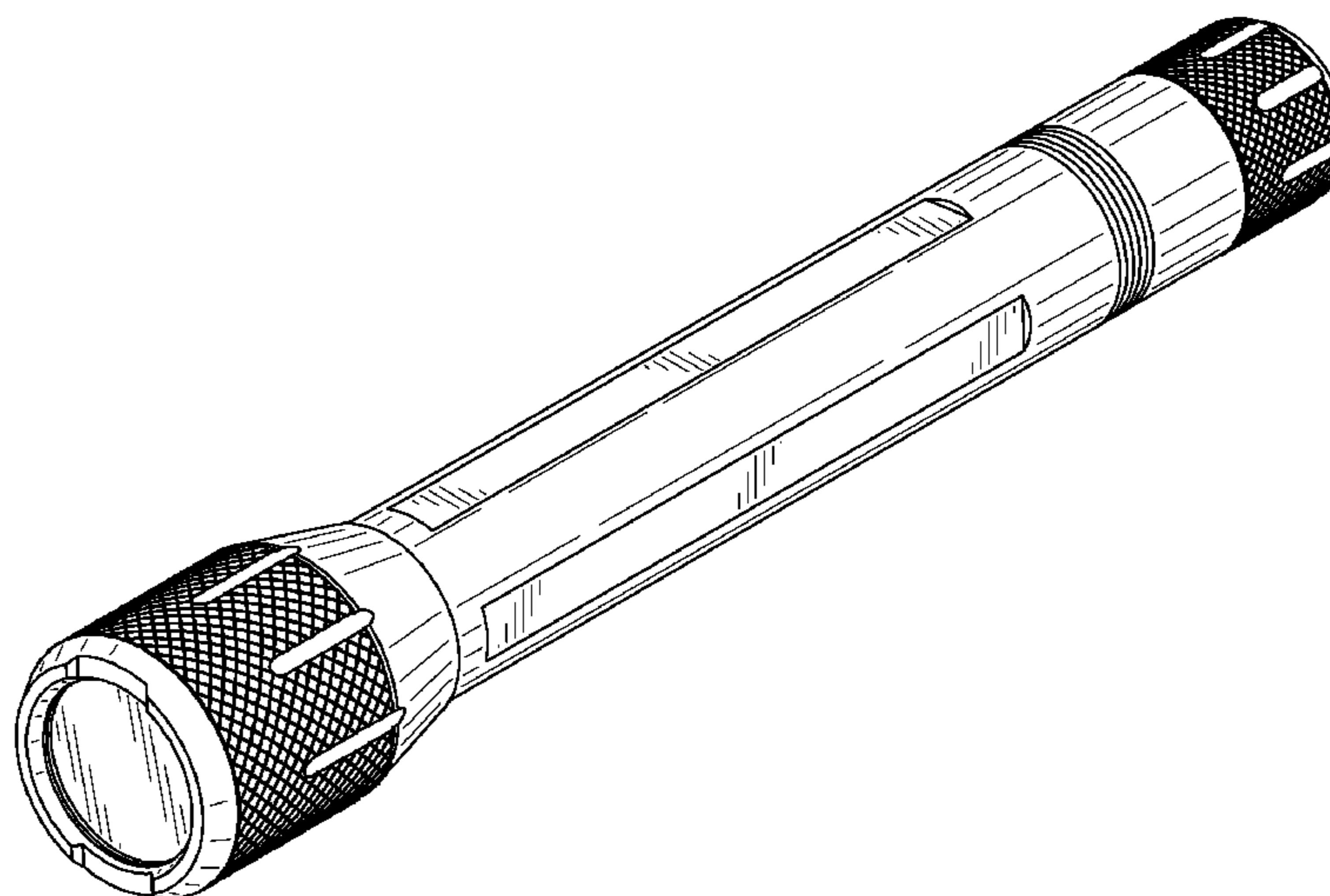
FIG. 5 is a right side view of the flashlight.

FIG. 6 is a front view of the flashlight; and,

FIG. 7 is a rear view of the flashlight.

The broken dot-dash line in FIG. 7 define the bounds of the claim and form no part thereof. The evenly dashed broken lines in FIG. 7 illustrate unclaimed portions of the design.

1 Claim, 4 Drawing Sheets



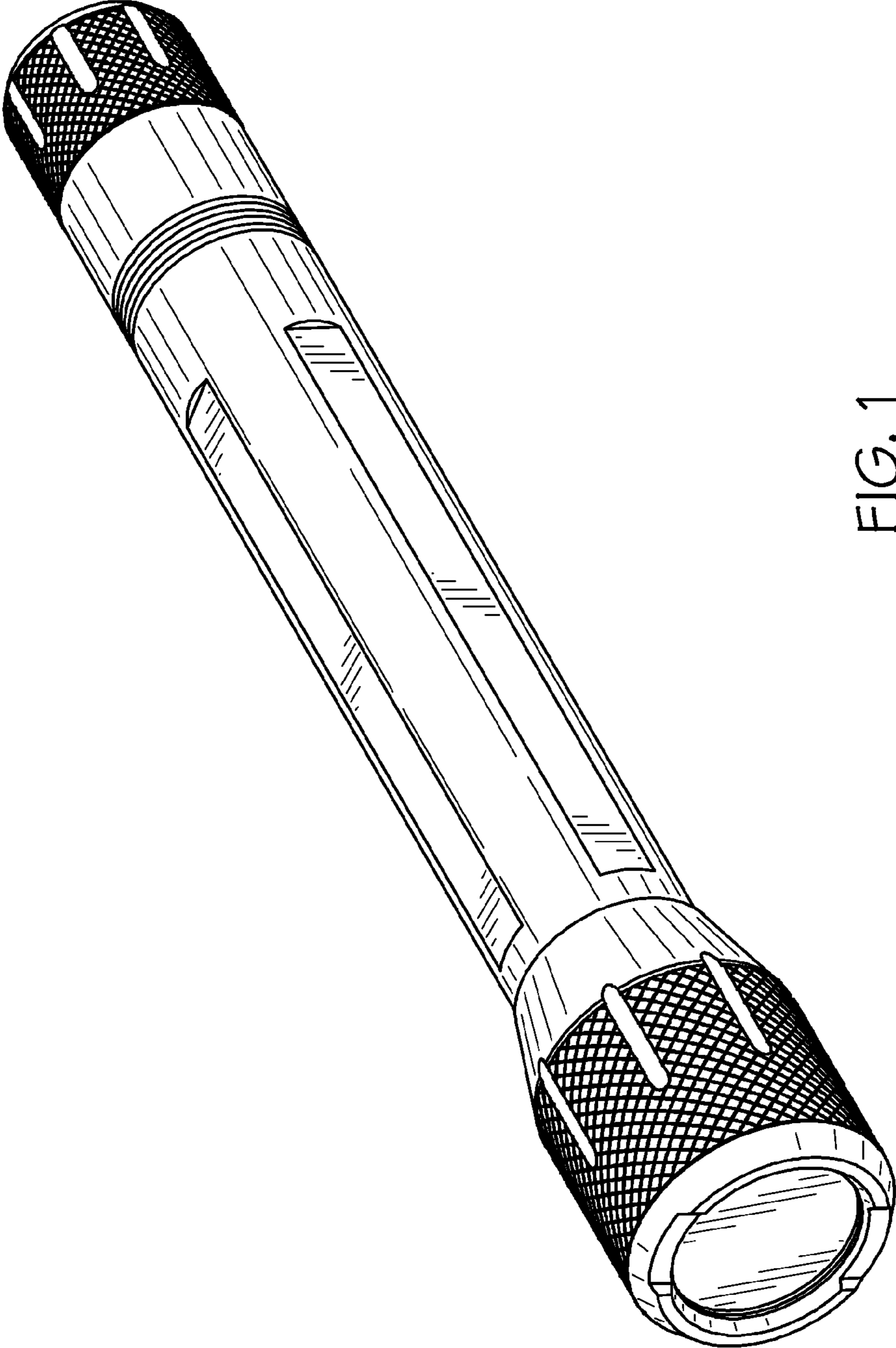


FIG. 1

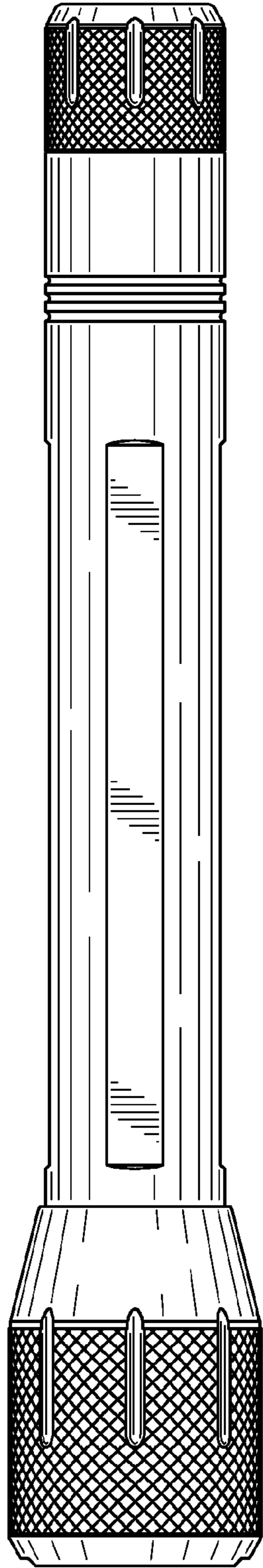


FIG. 2

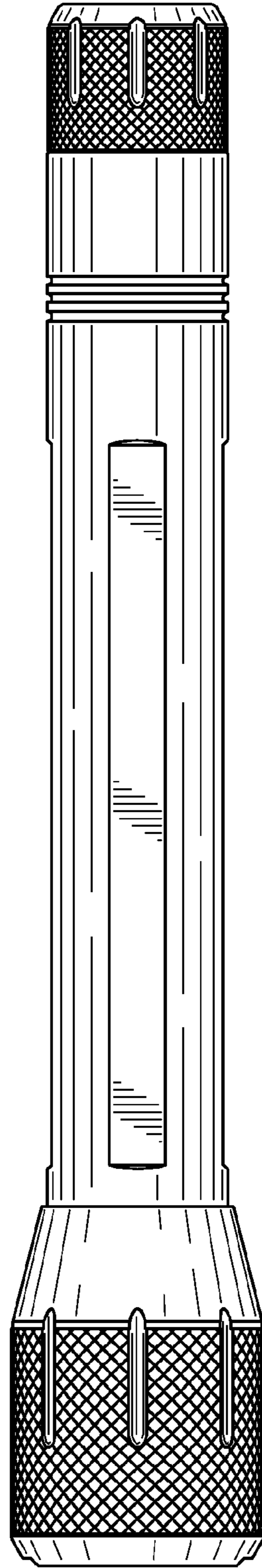


FIG. 3

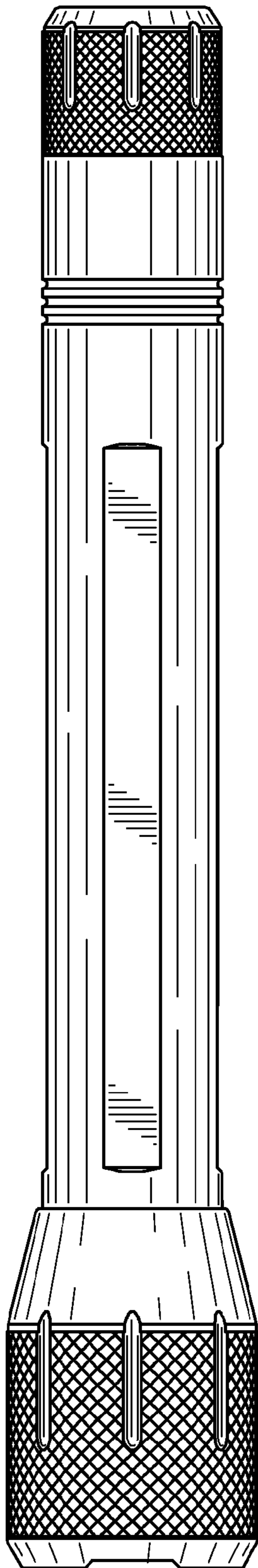


FIG. 4

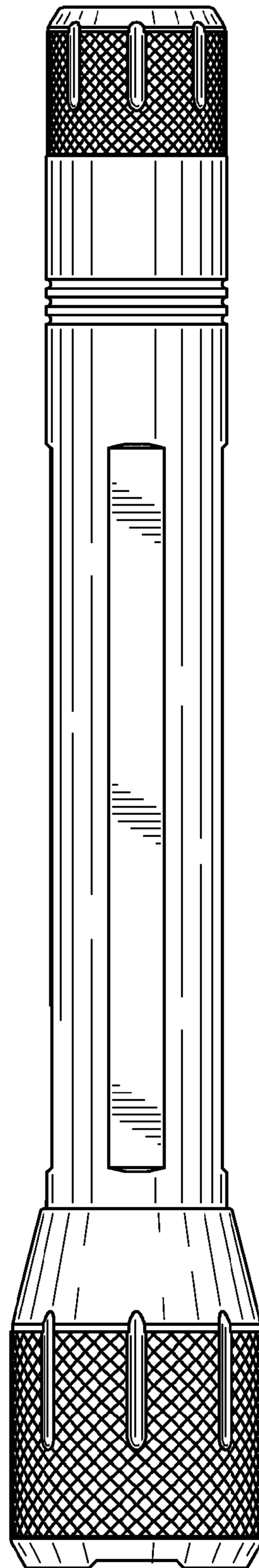


FIG. 5

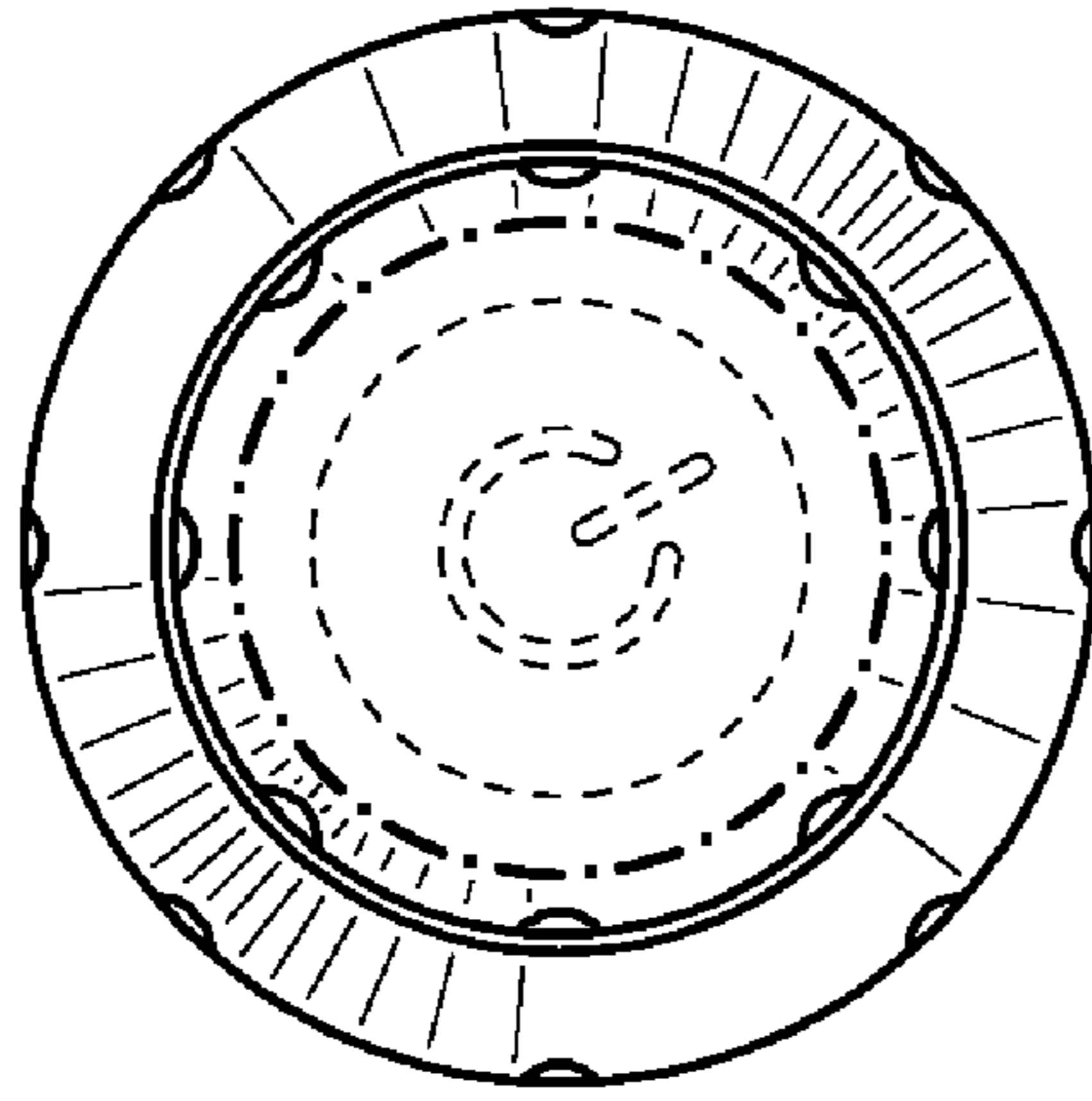


FIG. 7

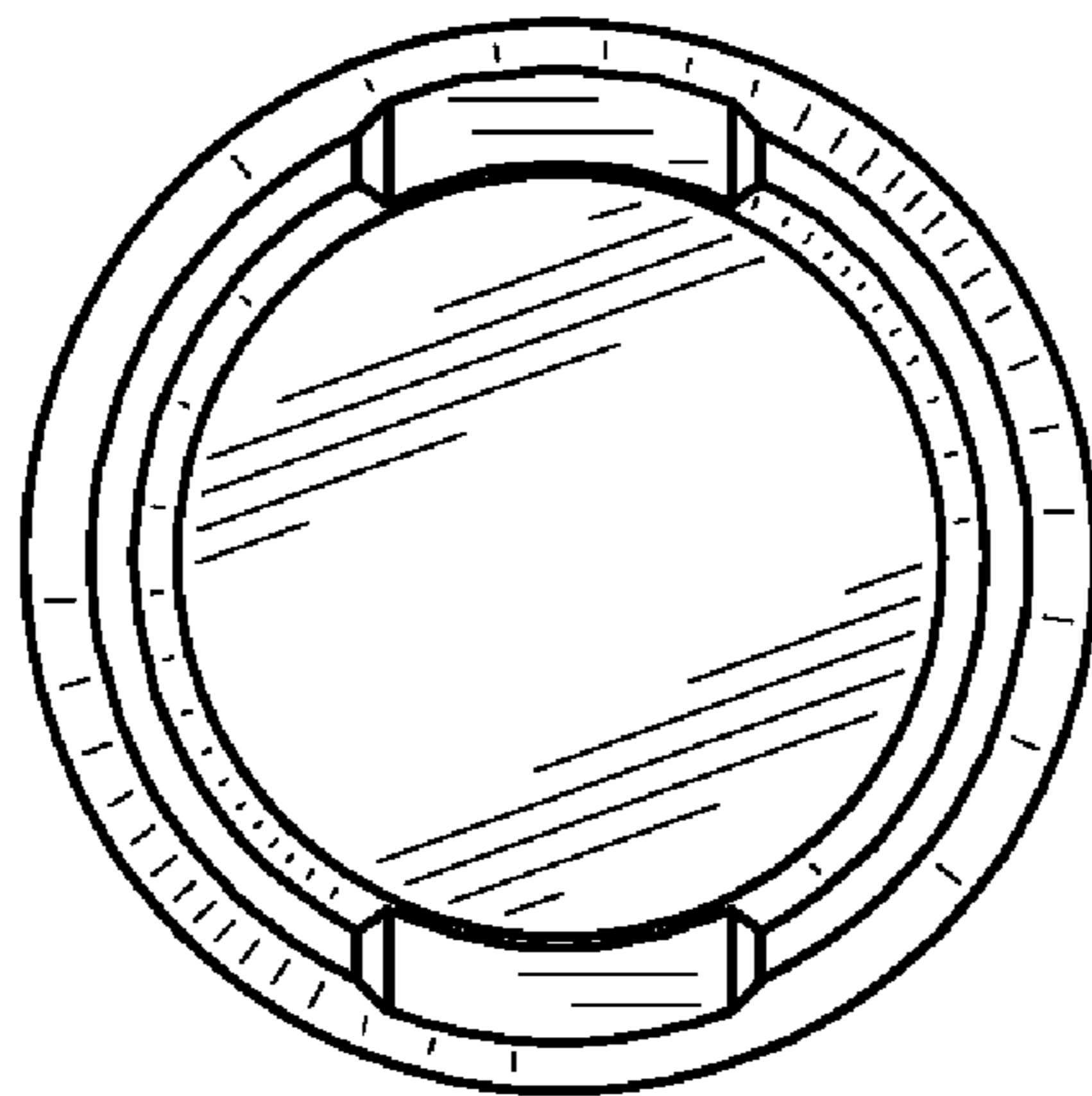


FIG. 6