



US00D603987S

(12) **United States Design Patent**
Houser

(10) **Patent No.:** **US D603,987 S**

(45) **Date of Patent:** **** Nov. 10, 2009**

(54) **UNDERWATER LIGHT APPARATUS**

(76) **Inventor:** **Marshall Houser**, 600 NE. 14 St.,
Homestead, FL (US) 33030

(**) **Term:** **14 Years**

(21) **Appl. No.:** **29/331,629**

(22) **Filed:** **Jan. 29, 2009**

(51) **LOC (9) Cl.** **26-02**

(52) **U.S. Cl.** **D26/42; D26/50**

(58) **Field of Classification Search** D26/37,
D26/38, 46, 40, 42, 43, 51; 362/157, 158,
362/184, 194–196, 200–208, 260, 253
See application file for complete search history.

(56) **References Cited**

U.S. PATENT DOCUMENTS

D416,344 S *	11/1999	Hawkins	D26/42
D428,105 S *	7/2000	Holcombe	D22/134
D430,946 S *	9/2000	MacAllister et al.	D26/38
D471,305 S *	3/2003	Luquire	D26/38
D479,888 S *	9/2003	Sharrah et al.	D26/37
D480,492 S *	10/2003	Wu	D26/38
D495,816 S *	9/2004	Kovacik et al.	D26/46
D521,164 S *	5/2006	Sharrah	D26/37
D553,770 S *	10/2007	Li	D26/37

D575,430 S *	8/2008	Jiang	D26/42
D577,138 S *	9/2008	Kitagawa et al.	D26/37
D597,686 S *	8/2009	Noh	D26/3

* cited by examiner

Primary Examiner—Charles A Rademaker

Assistant Examiner—Carissa C Fitts

(74) *Attorney, Agent, or Firm*—Albert Bordas, P.A.

(57) **CLAIM**

The ornamental design for an underwater light apparatus, as shown and described.

DESCRIPTION

FIG. 1 is a top plan view of an underwater light apparatus;

FIG. 2 is a front elevational view thereof;

FIG. 3 is a bottom view thereof;

FIG. 4 is a left elevational view thereof;

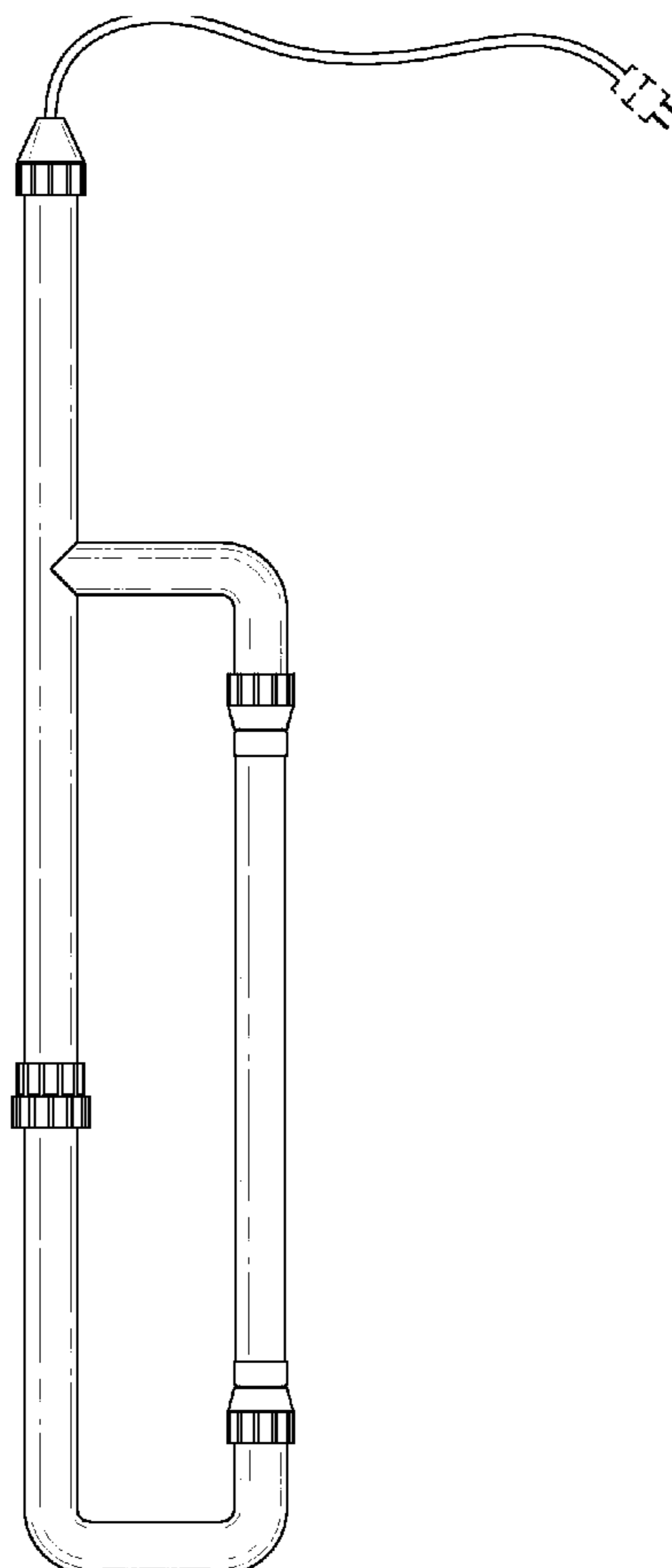
FIG. 5 is a rear elevational view thereof;

FIG. 6 is a right elevational view thereof; and,

FIG. 7 is an isometric view thereof, showing my design underwater, when it is used mounted to a boat.

The broken lines are for environmental purposes only and form no part of the claimed design.

1 Claim, 3 Drawing Sheets






Fig. 2

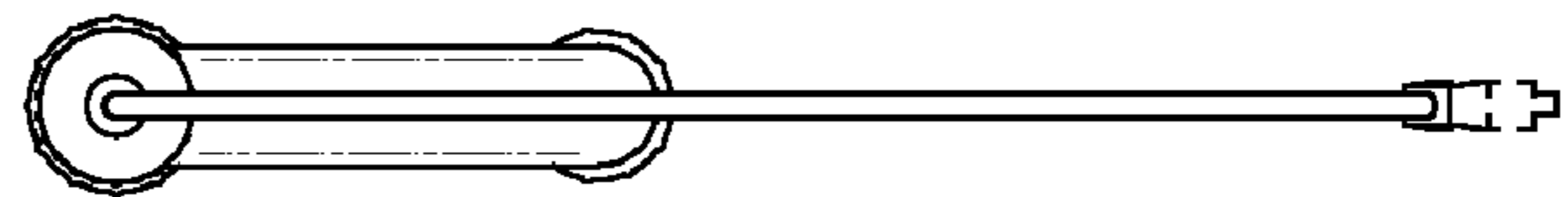


Fig. 1

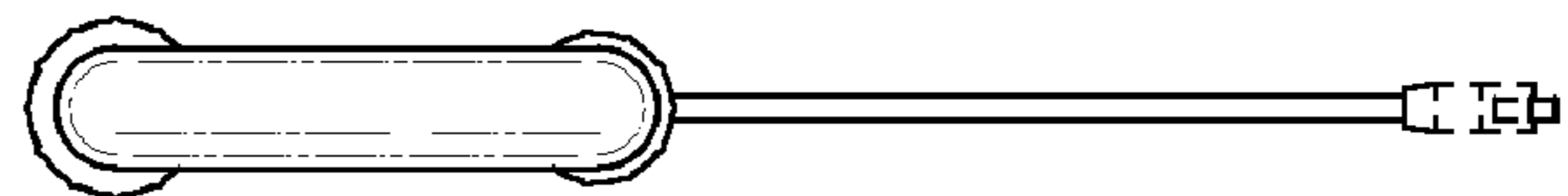


Fig. 3

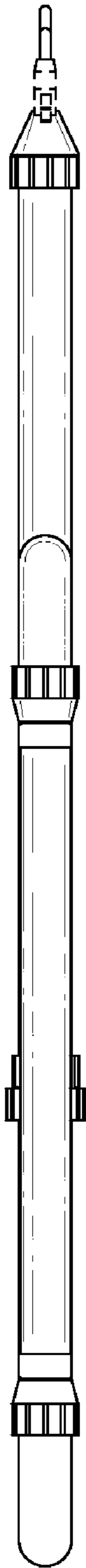


Fig. 4

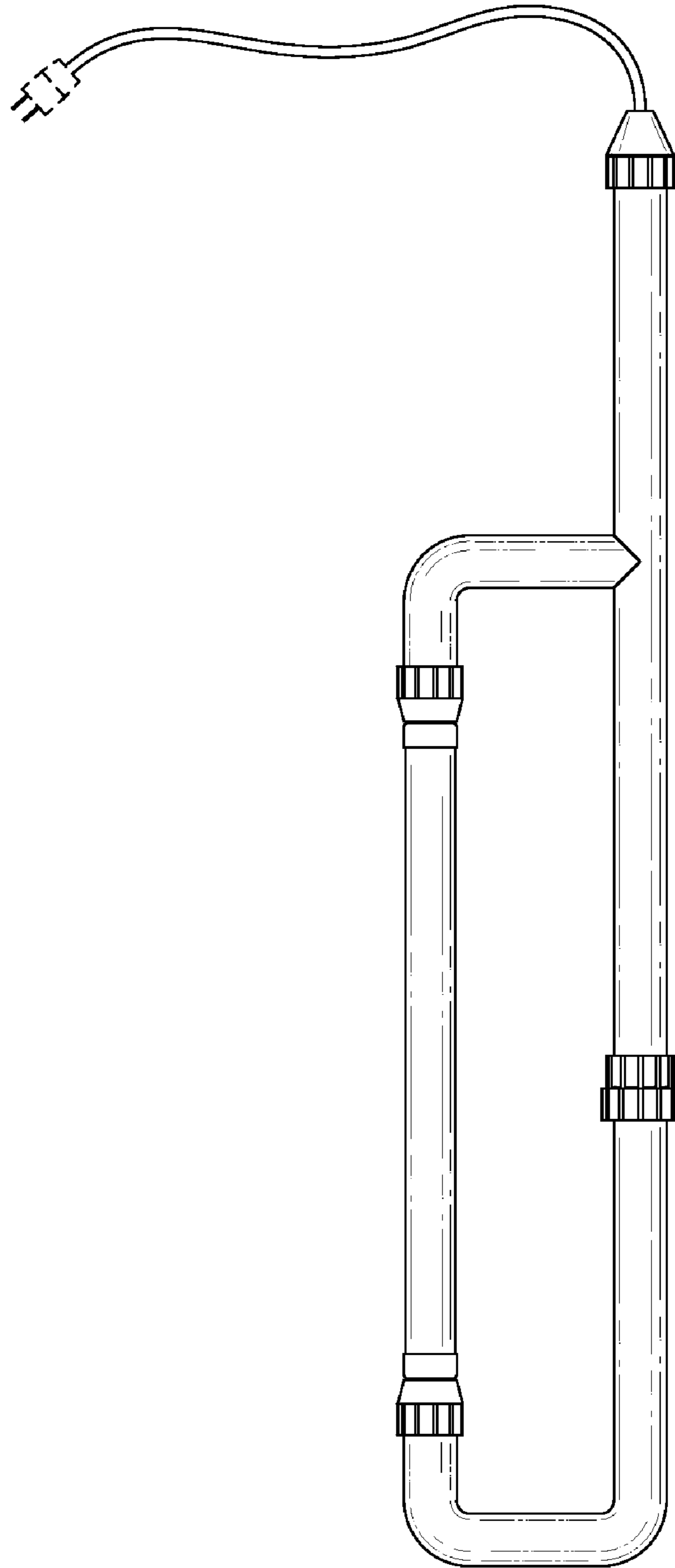


Fig. 5

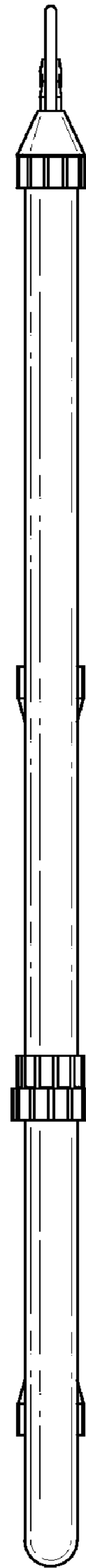


Fig. 6

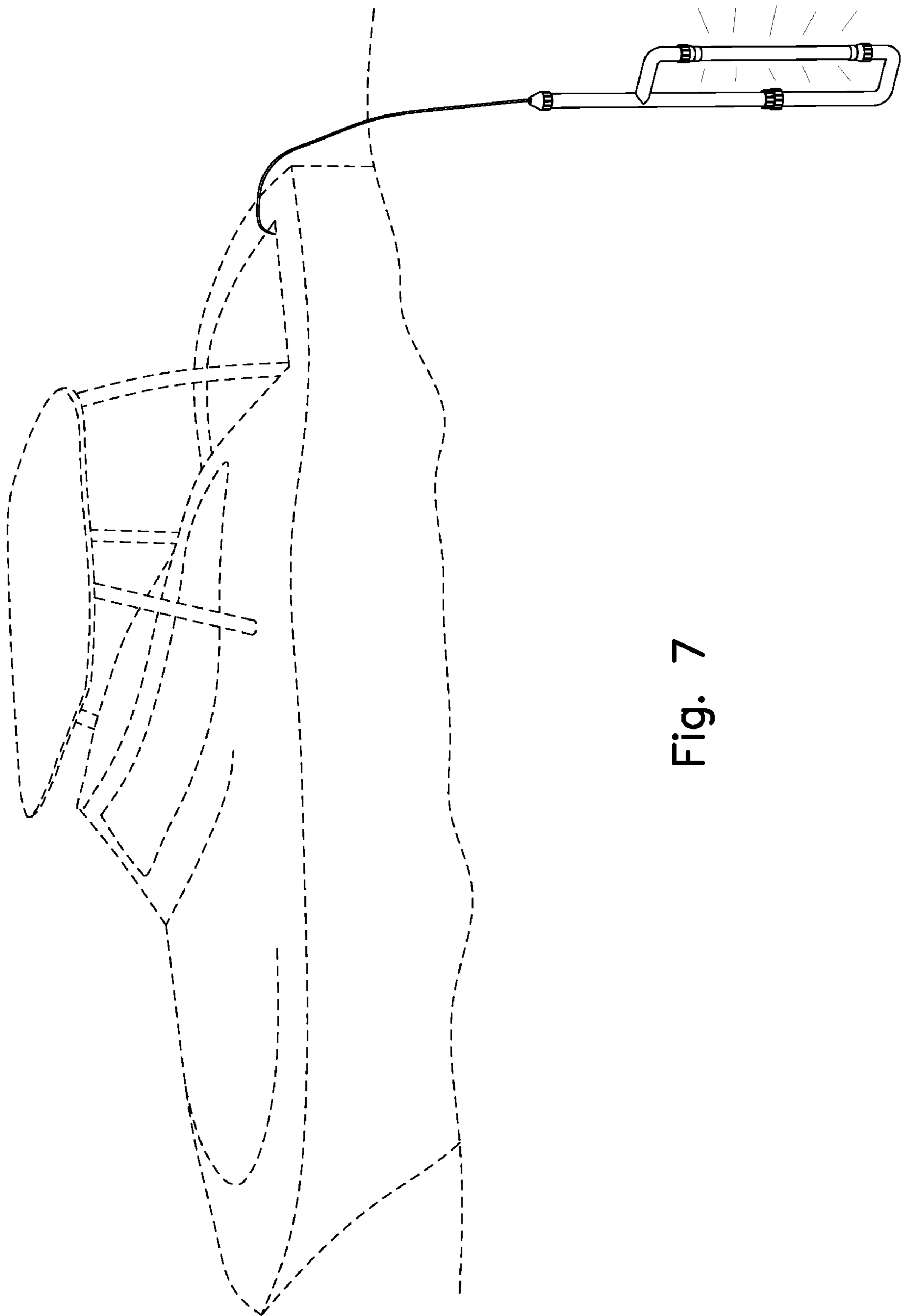


Fig. 7