



US00D603978S

(12) **United States Design Patent**
Lockbeam

(10) **Patent No.:** **US D603,978 S**

(45) **Date of Patent:** **** Nov. 10, 2009**

(54) **WINDOW COMPONENT EXTRUSION**

(75) Inventor: **Michael D. Lockbeam**, Selah, WA (US)

(73) Assignee: **Mikron Industries, Inc.**, Kent, WA (US)

(**) Term: **14 Years**

(21) Appl. No.: **29/310,657**

(22) Filed: **Aug. 29, 2008**

(51) **LOC (9) Cl.** **25-01**

(52) **U.S. Cl.** **D25/124**

(58) **Field of Classification Search** D25/119,
D25/124, 125; 52/204.1, 204.2, 204.5, 204.51,
52/656.5, 656.6, 213, 215, 208, 206, 212,
52/717.01, 209, 204.72; 49/DIG. 2, 504,
49/501, 449, 180, 183; 160/91
See application file for complete search history.

(56) **References Cited**

U.S. PATENT DOCUMENTS

5,572,839 A * 11/1996 Kinsey 52/204.51

6,298,614 B1 * 10/2001 Fisher 52/204.1
D451,210 S * 11/2001 Ballard et al. D25/124
6,334,283 B1 * 1/2002 Edger 52/204.1
D463,867 S * 10/2002 Franson D25/124
D469,887 S * 2/2003 Franson D25/124
D470,248 S * 2/2003 Franson D25/124
D500,146 S * 12/2004 Franson D25/124

* cited by examiner

Primary Examiner—Doris Clark

(74) *Attorney, Agent, or Firm*—David C. Gadd

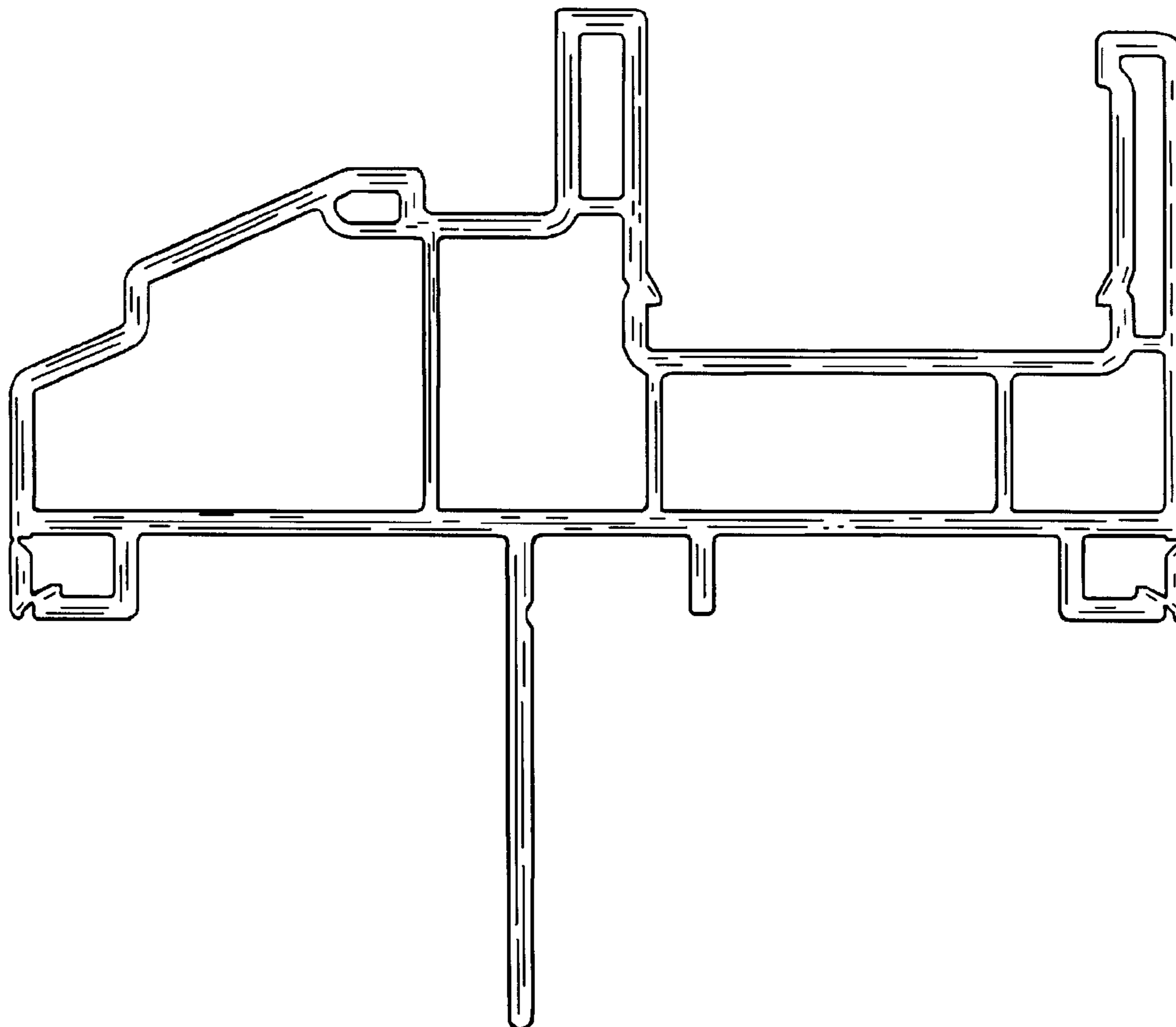
(57) **CLAIM**

The ornamental design for a window component extrusion, as shown and described.

DESCRIPTION

FIG. 1 is a front elevation view of a first embodiment of a window component extrusion showing my new design; and, FIG. 2 is a front elevation view of a second embodiment of a window component extrusion showing my new design.

1 Claim, 2 Drawing Sheets



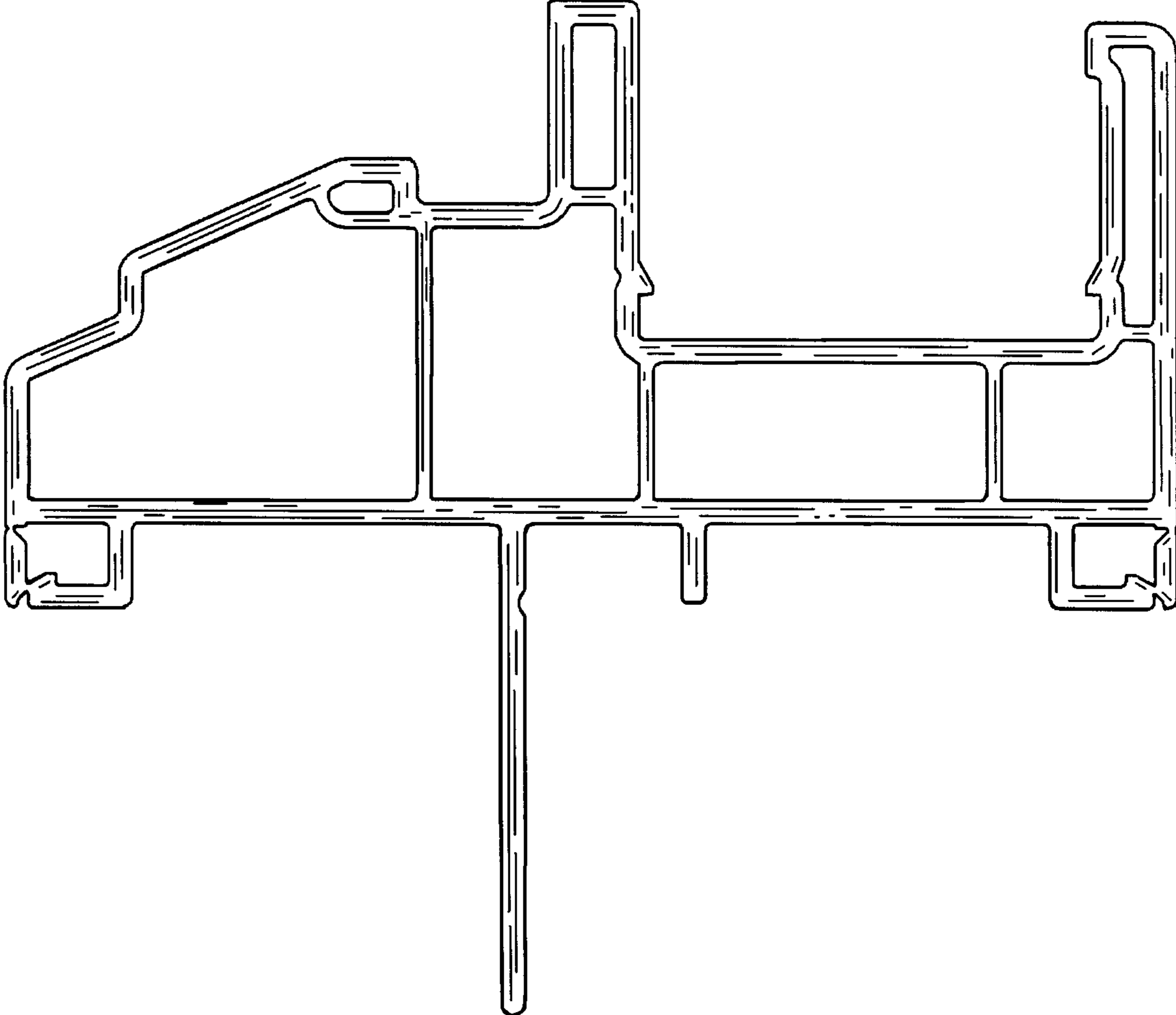


Fig. 1

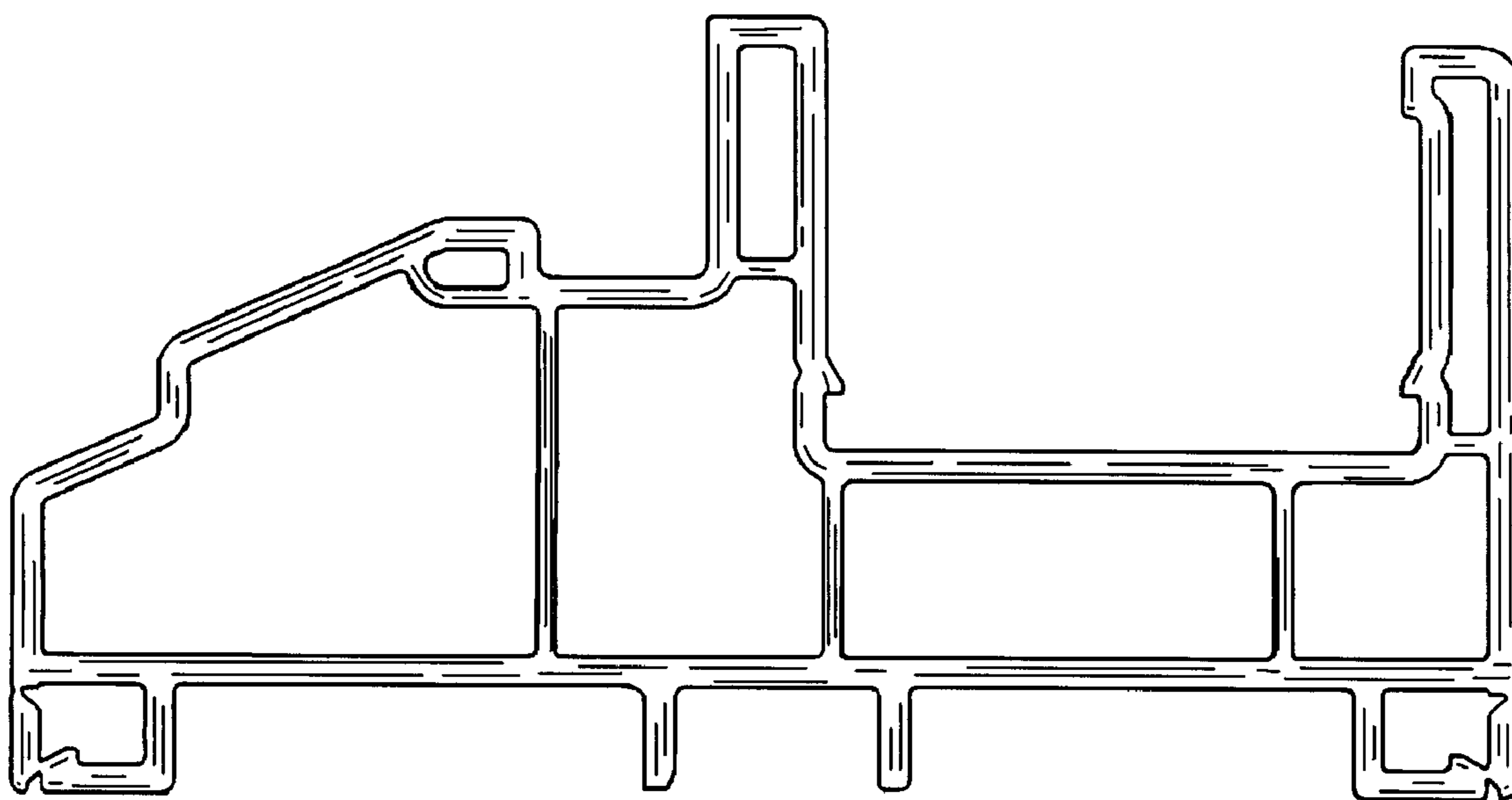


Fig. 2