



US00D603961S

(12) **United States Design Patent**
Kriska et al.

(10) **Patent No.:** **US D603,961 S**

(45) **Date of Patent:** **** Nov. 10, 2009**

(54) **CERVICAL PLATE**

(75) Inventors: **Nickolas G. Kriska**, Canton, OH (US);
Richard N. Barros, II, Cuyahoga Falls,
OH (US); **Brian Edward Hockett**,
Parma, OH (US)

(73) Assignee: **Theken Spine, LLC**, Akron, OH (US)

(**) Term: **14 Years**

(21) Appl. No.: **29/320,803**

(22) Filed: **Jul. 3, 2008**

(51) **LOC (9) Cl.** **24-03**

(52) **U.S. Cl.** **D24/155**

(58) **Field of Classification Search** D24/155-157;
606/60, 61, 73, 95, 213, 281, 292, 70, 71,
606/76, 246, 248, 249, 247, 280, 283, 272;
623/17.11, 17.12, 17.13, 17.14, 17.15, 17.16,
623/23.61, 23.56, 247, 213, 286; D15/143,
D15/139; D8/382, 394

See application file for complete search history.

(56) **References Cited**

U.S. PATENT DOCUMENTS

4,488,543 A	12/1984	Tornier
4,503,848 A	3/1985	Caspar et al.
5,053,036 A	10/1991	Perren et al.
5,147,361 A	9/1992	Ojima et al.
5,151,103 A	9/1992	Tepic et al.
5,209,751 A	5/1993	Farris et al.
5,304,210 A	4/1994	Crook
5,344,421 A	9/1994	Crook
5,364,399 A	11/1994	Lowery et al.
5,470,333 A	11/1995	Ray
5,474,553 A	12/1995	Baumgart
5,549,612 A	8/1996	Yapp et al.
5,616,144 A	4/1997	Yapp et al.
5,676,666 A	10/1997	Oxland et al.
5,681,311 A	10/1997	Foley et al.

5,709,686 A	1/1998	Talos et al.
D402,032 S *	12/1998	Stone D24/155
5,876,402 A	3/1999	Errico et al.
5,931,838 A	8/1999	Vito
5,951,558 A	9/1999	Fiz
5,954,722 A	9/1999	Bono
6,129,730 A	10/2000	Bono et al.
6,139,550 A	10/2000	Michelson
6,152,927 A	11/2000	Farris et al.
6,159,213 A	12/2000	Rogozinski
6,193,721 B1	2/2001	Michelson
6,206,882 B1	3/2001	Cohen

(Continued)

OTHER PUBLICATIONS

Medtronic Sofamor Danek. Spinal Technologies Atlantis [online],
[published on Jun. 27, 2002], [retrieved on Aug. 7, 2008]. Retrieved
from the Internet <<http://www.sofamordanek.com/patient-spinal-atlantis.html>>.

(Continued)

Primary Examiner—Charles A Rademaker
(74) *Attorney, Agent, or Firm*—Middleton Reutlinger; Robert
H. Eichenberger; Scott W. Higdon

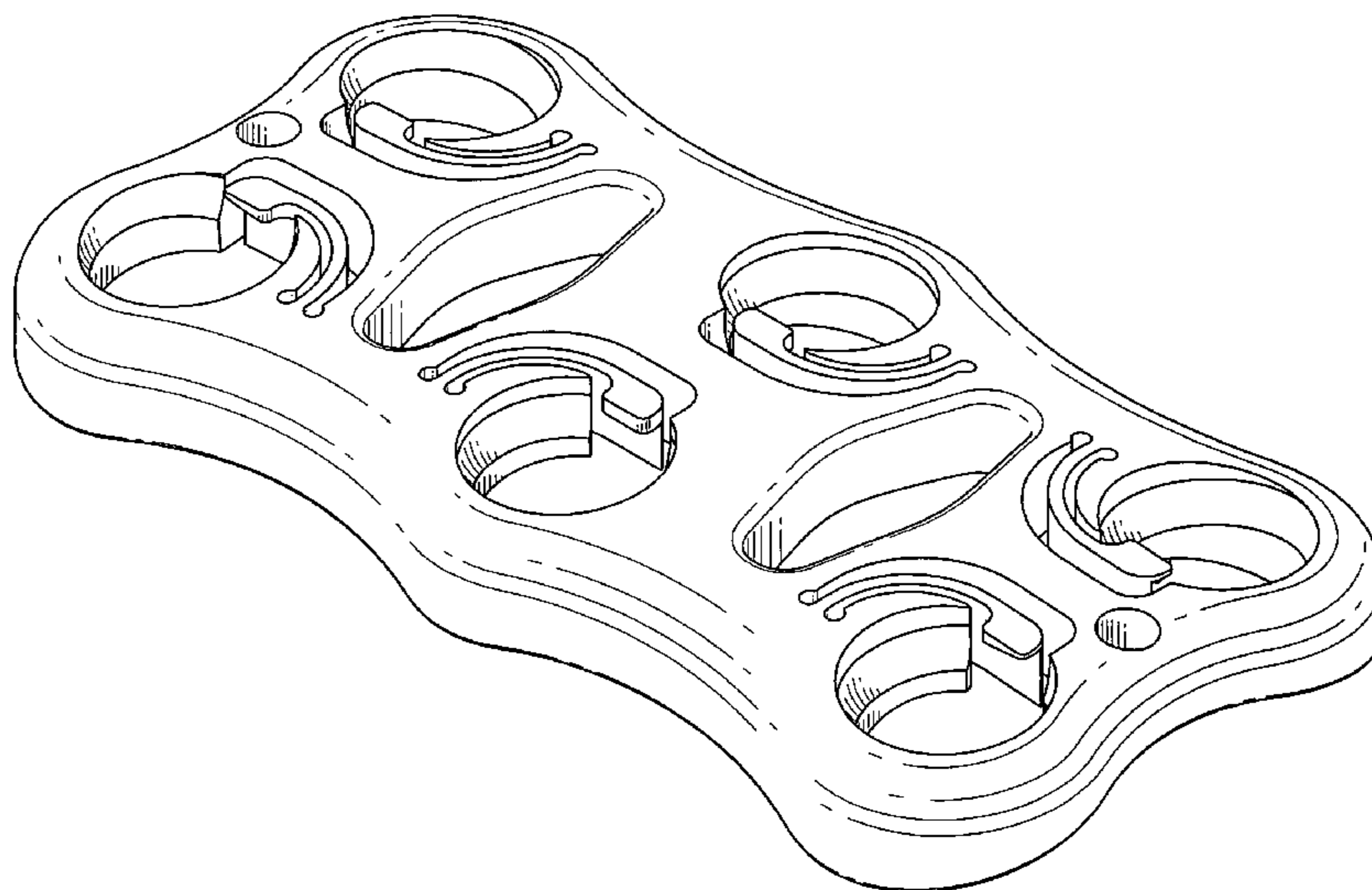
(57) **CLAIM**

The ornamental design for a cervical plate, as shown and
described.

DESCRIPTION

FIG. 1 is a top perspective view of a cervical plate showing
our new design;
FIG. 2 is a top plan view thereof;
FIG. 3 is a right side elevation thereof, the side opposite being
a mirror image;
FIG. 4 is a rear elevation thereof, the end opposite being a
mirror image; and,
FIG. 5 is a bottom plan view thereof.

1 Claim, 5 Drawing Sheets



U.S. PATENT DOCUMENTS

D440,311 S * 4/2001 Michelson D24/155
 6,224,602 B1 5/2001 Hayes
 6,228,085 B1 5/2001 Theken et al.
 6,235,033 B1 5/2001 Brace et al.
 6,235,034 B1 5/2001 Bray
 6,258,089 B1 7/2001 Campbell et al.
 6,273,889 B1 8/2001 Richelsoph
 6,290,703 B1 9/2001 Ganem
 D449,692 S 10/2001 Michelson
 6,306,139 B1 10/2001 Fuentes
 6,309,393 B1 10/2001 Tepic et al.
 6,342,055 B1 1/2002 Eisermann et al.
 6,361,537 B1 3/2002 Anderson
 6,383,186 B1 5/2002 Michelson
 6,398,783 B1 6/2002 Michelson
 6,402,756 B1 6/2002 Ralph et al.
 6,413,259 B1 7/2002 Lyons et al.
 6,416,528 B1 7/2002 Michelson
 6,428,542 B1 * 8/2002 Michelson 606/70
 6,454,769 B2 9/2002 Wagner et al.
 6,454,771 B1 * 9/2002 Michelson 606/70
 6,458,133 B1 10/2002 Lin
 6,527,776 B1 3/2003 Michelson
 6,533,786 B1 3/2003 Needham et al.
 6,575,975 B2 6/2003 Brace et al.
 6,592,586 B1 * 7/2003 Michelson 606/71
 6,599,290 B2 7/2003 Bailey et al.
 6,602,255 B1 8/2003 Campbell et al.
 6,602,256 B1 8/2003 Hayes
 6,602,257 B1 8/2003 Thramann
 6,605,090 B1 8/2003 Trieu et al.
 6,613,053 B1 9/2003 Collins et al.
 6,620,163 B1 9/2003 Michelson
 6,626,907 B2 9/2003 Blain et al.
 6,652,525 B1 * 11/2003 Assaker et al. 606/70
 6,669,700 B1 12/2003 Farris et al.
 6,695,846 B2 2/2004 Richelsoph et al.
 6,890,334 B2 5/2005 Brace et al.
 6,890,335 B2 * 5/2005 Grabowski et al. 606/71
 6,916,320 B2 7/2005 Michelson
 6,926,718 B1 8/2005 Michelson
 6,936,050 B2 8/2005 Michelson
 6,936,051 B2 * 8/2005 Michelson 606/71
 6,945,973 B2 * 9/2005 Bray 606/71
 6,964,664 B2 11/2005 Freid et al.
 6,969,390 B2 11/2005 Michelson
 7,001,387 B2 2/2006 Farris et al.
 7,001,389 B1 * 2/2006 Navarro et al. 606/71
 7,048,739 B2 5/2006 Konieczynski et al.
 7,074,221 B2 * 7/2006 Michelson 606/70
 7,077,844 B2 7/2006 Michelson
 7,112,202 B2 9/2006 Michelson
 7,118,573 B2 10/2006 Michelson
 7,137,984 B2 11/2006 Michelson
 7,163,561 B2 1/2007 Michelson
 7,169,150 B2 1/2007 Shipp et al.
 7,186,256 B2 * 3/2007 Michelson 606/71
 7,220,263 B2 * 5/2007 Cordaro 606/70
 7,303,564 B2 12/2007 Freid et al.
 7,306,605 B2 * 12/2007 Ross 606/70
 7,318,825 B2 * 1/2008 Butler et al. 606/71
 7,438,715 B2 * 10/2008 Doubler et al. 606/71
 7,491,209 B2 2/2009 Mueller et al.
 2001/0037112 A1 11/2001 Brace
 2002/0045898 A1 4/2002 Freid
 2002/0058939 A1 5/2002 Wagner et al.
 2002/0120273 A1 8/2002 Needham et al.
 2002/0151899 A1 10/2002 Bailey
 2002/0183754 A1 12/2002 Michelson
 2003/0045880 A1 3/2003 Michelson
 2003/0181912 A1 9/2003 Michelson

2003/0199876 A1 10/2003 Brace
 2003/0208204 A1 11/2003 Bailey et al.
 2003/0225409 A1 12/2003 Freid
 2004/0097935 A1 5/2004 Richelsoph et al.
 2004/0158246 A1 8/2004 Assaker et al.
 2004/0181226 A1 9/2004 Michelson
 2004/0220572 A1 11/2004 Michelson
 2004/0236334 A1 11/2004 Michelson
 2005/0038436 A1 2/2005 Michelson
 2005/0085812 A1 4/2005 Sherman et al.
 2005/0187552 A1 8/2005 Michelson

OTHER PUBLICATIONS

Stryker Corporation. Stryker Reflex Hybrid ACP Implant [online], [retrieved on Aug. 7, 2008]. Retrieved from the internet <<http://www.stryker.com/en-us/products/Spine/Cervical/ReflexHybridACP/index.htm>>
 Medscape. CSLP Small Stature technology [online], [retrieved Aug. 7, 2008]. Retrieved from the internet <<http://www.medscape.com/content/2002/00/42/49/424941/art-nf424941.fig3.jpg>>
 Synthes. Vectra-T [online], [retrieved on Aug. 7, 2008]. Retrieved from the internet <<http://www.synthes.com/html/Vectra-T.6894.0.html>>
 Blackstone Medical, Inc. 3° Anterior Cervical Plate System [online], [retrieved on Aug. 7, 2008]. Retrieved from the internet <<http://www.blackstonemedical.com/3degree.php>>
 NuVasive, Inc. NuVasive—Improving Spine Surgery Through the Application of Creative Technologies [online], [retrieved on Aug. 7, 2008]. Retrieved from the internet <<http://www.nuvasive.com/nuv-flash/home/homr.swf>>
 Alphatec Spine Inc. Deltaloc Anterior Cervical Plating System [online], [retrieved on Aug. 7, 2008]. Retrieved from the internet <<http://www.alphatecspine.com/deltaloc.html>>
 DePuy Spine, Inc. Eagle Rigid Anterior Cervical Plate System [online], [retrieved on Aug. 7, 2008]. Retrieved from the internet <<http://www.depuyspine.com/products/cervicaloct/eagle.asp>>
 Abbott Laboratories. SC-AcuFix [online], [retrieved on Aug. 7, 2008]. Retrieved from the internet <<http://international.abbottspine.com/index.php?id=79>>
 Acuna Fombona. Acuna Fombona [online], Slimline technology, [retrieved on Aug. 7, 2008]. Retrieved from the internet <<http://www.acuna-fombona.com/products/products02.htm>>
 Amedica. Valeo CP Cervical Plate System [online]. [retrieved on Aug. 7, 2008]. Retrieved from the internet <<http://www.amedicacorp.com/>>
 K2M, Inc. Pyrenees Cervical Plate System [online], [retrieved on Aug. 7, 2008]. Retrieved from the internet <<http://www.k2m.com/products/pyreneescervical.cfm>>
 Zimmer Spine, Inc. Trinica and Trinica Select Anterior Cervical Plate System [online], [retrieved on Aug. 7, 2008]. Retrieved from the internet <<http://www.zimmer.com/web/enUS/pdf/Trinica.pdf>>
 Medscape. Orion technology, [online], [retrieved on Aug. 7, 2008]. Retrieved from the internet <www.medscape.com/content/2004/00/46/84/468466/art-nf468466.fig9.jpg>
 Biomet, Inc. C-Tek Anterior Cervical Plate [online], [retrieved on Aug. 7, 2008]. Retrieved from the internet <<http://www.biomet.com/spine/products.cfm?pdid=3&majcid=13&prodid=126>>
 X-Spine Systems, Inc. Spider Cervical Plating System [online], [retrieved on Aug. 7, 2008]. Retrieved from the internet <<http://www.x-spine.com/Products/spider.htm>>
 Medtronic Sofamor Danek. Spinal Technologies Zephir [online], [published on Mar. 25, 2002], [retrieved on Aug. 7, 2008]. Retrieved from the internet <<http://www.sofamordanek.com/patient-spinal-zephir.html>>
 Synthes. CSLP—Cervical Spine Locking Plate [online], [retrieved on Aug. 7, 2008]. Retrieved from the internet <http://www.Synthes.com/html/fileadmin/Shared/shop/Printed_Materials/Technique_Guide/Spine_2007_08/036.000.062.pdf>
 DePuy Spine, Inc. SLIM LOC Anterior Cervical Plate System [online], [retrieved on Aug. 7, 2008]. Retrieved from the internet <<http://www.depuyspine.com/products/cervicaloct/slimloc.asp>>

Pioneer Surgical Technology, Inc. Pioneer Anterior Cervical Plate [online], [retrieved on Aug. 7, 2008]. Retrieved from the internet <http://www.pioneersurgical.com/products_spine_acp.asp?>.

Biomet, Inc. Cyprus Anterior Cervical Plate System [online], [retrieved on Aug. 8, 2008]. Retrieved from the internet <<http://www.biomet.com/templates/btbs/pdf/cyprus.pdf>>.

Alphatec Spine, Inc. Trestle Anterior Cervical Plating System [online], [retrieved on Aug. 7, 2008]. Retrieved from the internet <<http://www.alphatecspine.com/trestle.html>>.

Medtronic Sofamor Danek. Spinal Technologies Atlantis Vision [online], [published on Sep. 20, 2004], [retrieved on Aug. 7, 2008]. Retrieved from the internet <<http://www.sofamordanek.com/atlantis-vision.html>>.

Synthes. CSLP VA [online], [retrieved on Aug. 7, 2008]. Retrieved from the internet <http://www.synthes.com/html/fileadmin/Shared/shop/Printed_Materials/Technique_Guide/Spine_2007_08/036.000.362.pdf>.

Synthes. Vectra [online], [retrieved on Aug. 7, 2008]. Retrieved from the internet <<http://www.synthes.com/html/Vectra.6895.0.html>>.

Depuy Spine, Inc. Uniplate Anterior Cervical Plate System [online], [retrieved on Aug. 7, 2008]. Retrieved from the internet <<http://www.depuyspine.com/products/cervicaloct/uniplate.asp>>.

Alphatec Spine Inc. Deltaloc Reveal Anterior Cervical Plating System [online], [retrieved on Aug. 7, 2008]. Retrieved from the internet <<http://www.alphatecspine.com/deltalocreveal.html>>.

Globus Medical. Cervical Products [online], Assure technology, [retrieved on Aug. 7, 2008]. Retrieved from the internet <<http://www.globusmedical.com/products/cervical.php>>.

Blackstone Medical, Inc. Reliant Anterior Cervical Plate System [online], [retrieved on Aug. 7, 2008]. Retrieved from the internet <<http://www.blackstonemedical.com/reliant.php>>.

Depuy Spine, Inc. Swift Dynamic Anterior Cervical Plate System [online], [retrieved on Aug. 7, 2008]. Retrieved from the internet <<http://www.depuyspine.com/products/cervicaloct/swift.asp>>.

Blackstone Medical, Inc. Hallmark Anterior Cervical Plate System [online], [retrieved on Aug. 7, 2008]. Retrieved from the internet <<http://www.blackstonemedical.com/hallmark.php>>.

Biomet, Inc. Cyclops Cervical Plate [online], [retrieved on Aug. 7, 2008]. Retrieved from the internet <<http://www.biomet.com/spine/products.cfm?pdid=3&majcid=13&prodid=174>>.

DePuy Spine, Inc. Skyline Anterior Cervical Plate System [online], [retrieved on Aug. 7, 2008]. Retrieved from the internet <<http://www.depuyspine.com/products/cervicaloct/skyline.asp>>.

Biomet, Inc. SpineLink Anterior Cervical Plate [online], [retrieved on Aug. 7, 2008]. Retrieved from the internet <<http://www.biomet.com/spine/products.cfm?pdid=3&majcid=—&prodid=15>>.

Biomet, Inc. VueLock Anterior Cervical Plate [online], [retrieved on Aug. 7, 2008]. Retrieved from the internet <<http://www.biomet.com/spine/products.cfm?pdid=3&majcid=13&prodid=18>>.

U.S. Appl. No. 29/320,796, filed Jul. 3, 2008, Kriska et al.

U.S. Appl. No. 29/320,798, filed Jul. 3, 2008, Kriska et al.

U.S. Appl. No. 29/320,799, filed Jul. 3, 2008, Kriska et al.

U.S. Appl. No. 29/320,800, filed Jul. 3, 2008, Kriska et al.

U.S. Appl. No. 29/320,802, filed Jul. 3, 2008, Kriska et al.

U.S. Appl. No. 29/320,804, filed Jul. 3, 2008, Kriska et al.

U.S. Appl. No. 29/320,805, filed Jul. 3, 2008, Kriska et al.

U.S. Appl. No. 29/320,806, filed Jul. 3, 2008, Kriska et al.

U.S. Appl. No. 29/320,807, filed Jul. 3, 2008, Kriska et al.

U.S. Appl. No. 29/320,808, filed Jul. 3, 2008, Kriska et al.

U.S. Appl. No. 29/320,809, filed Jul. 3, 2008, Kriska et al.

U.S. Appl. No. 29/320,810, filed Jul. 3, 2008, Kriska et al.

* cited by examiner

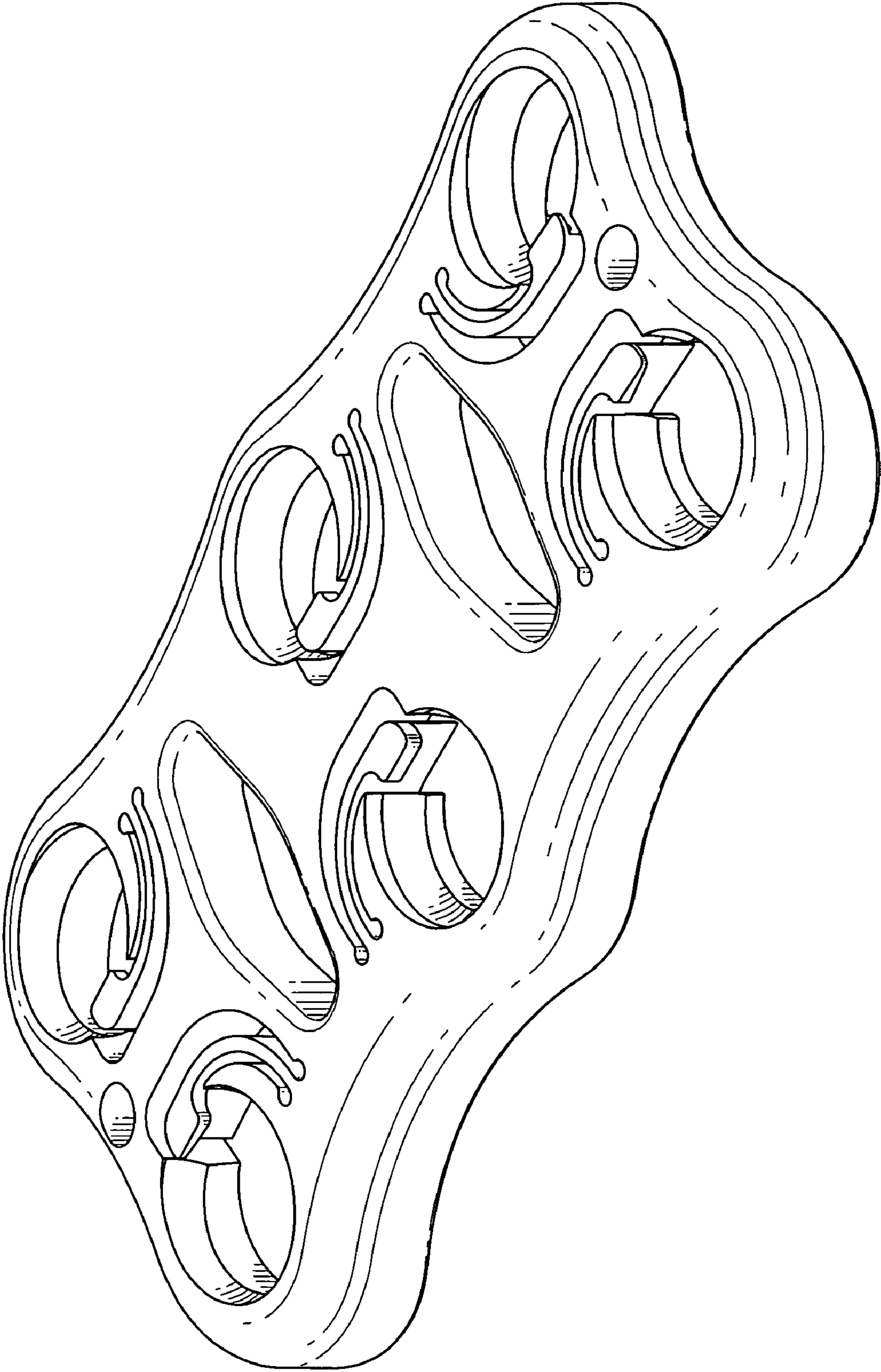


FIG. 1

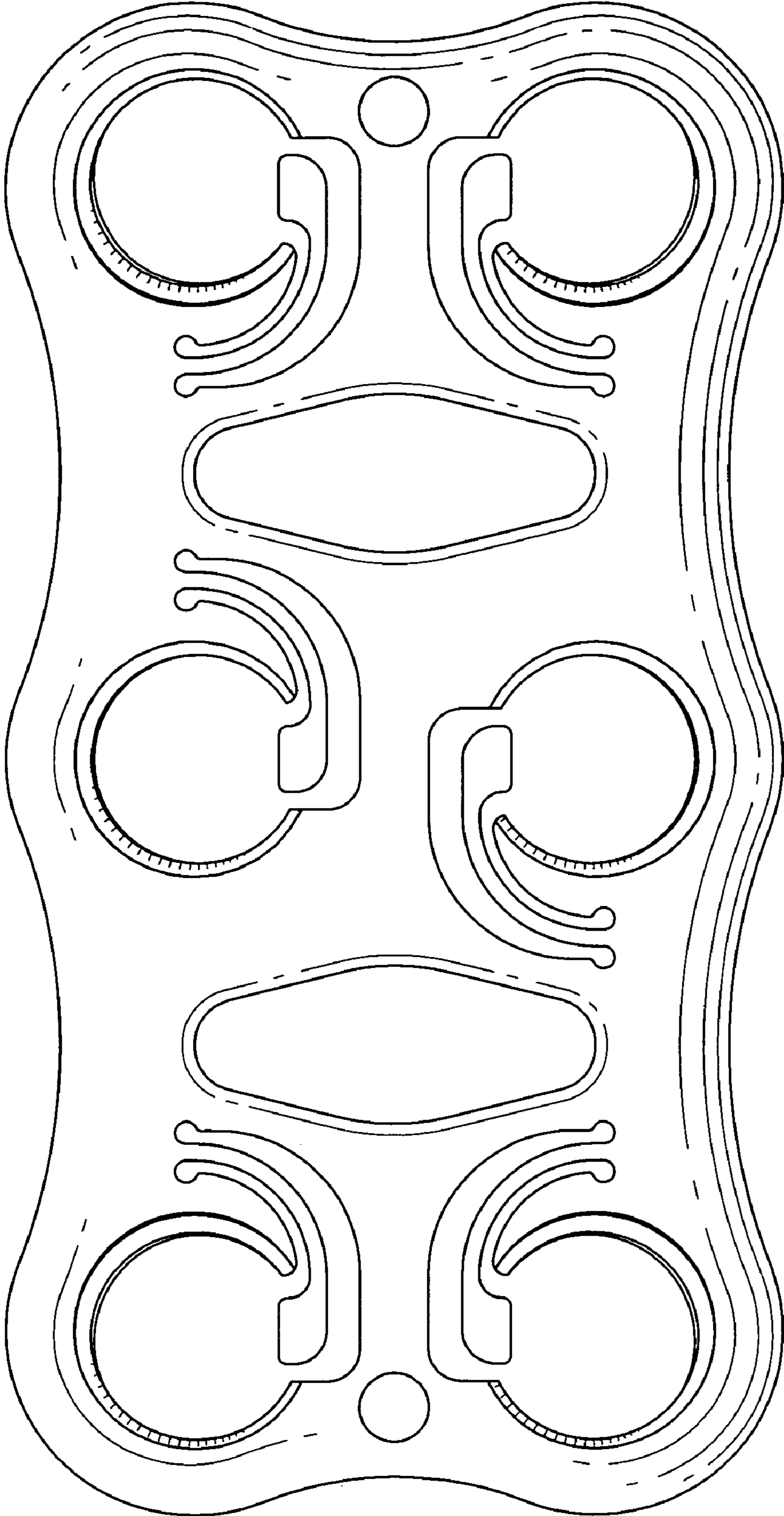


FIG. 2

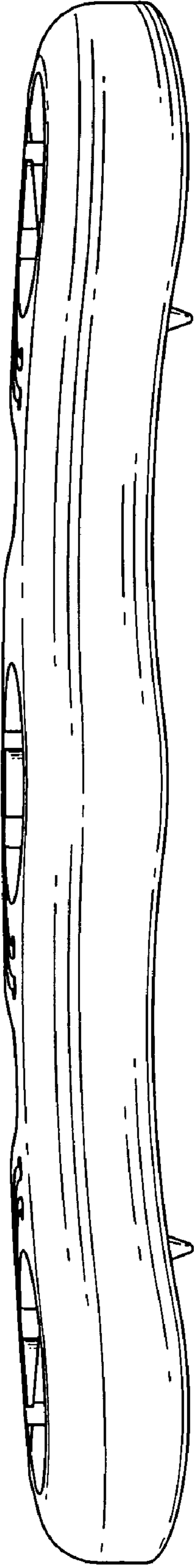


FIG. 3




FIG. 4

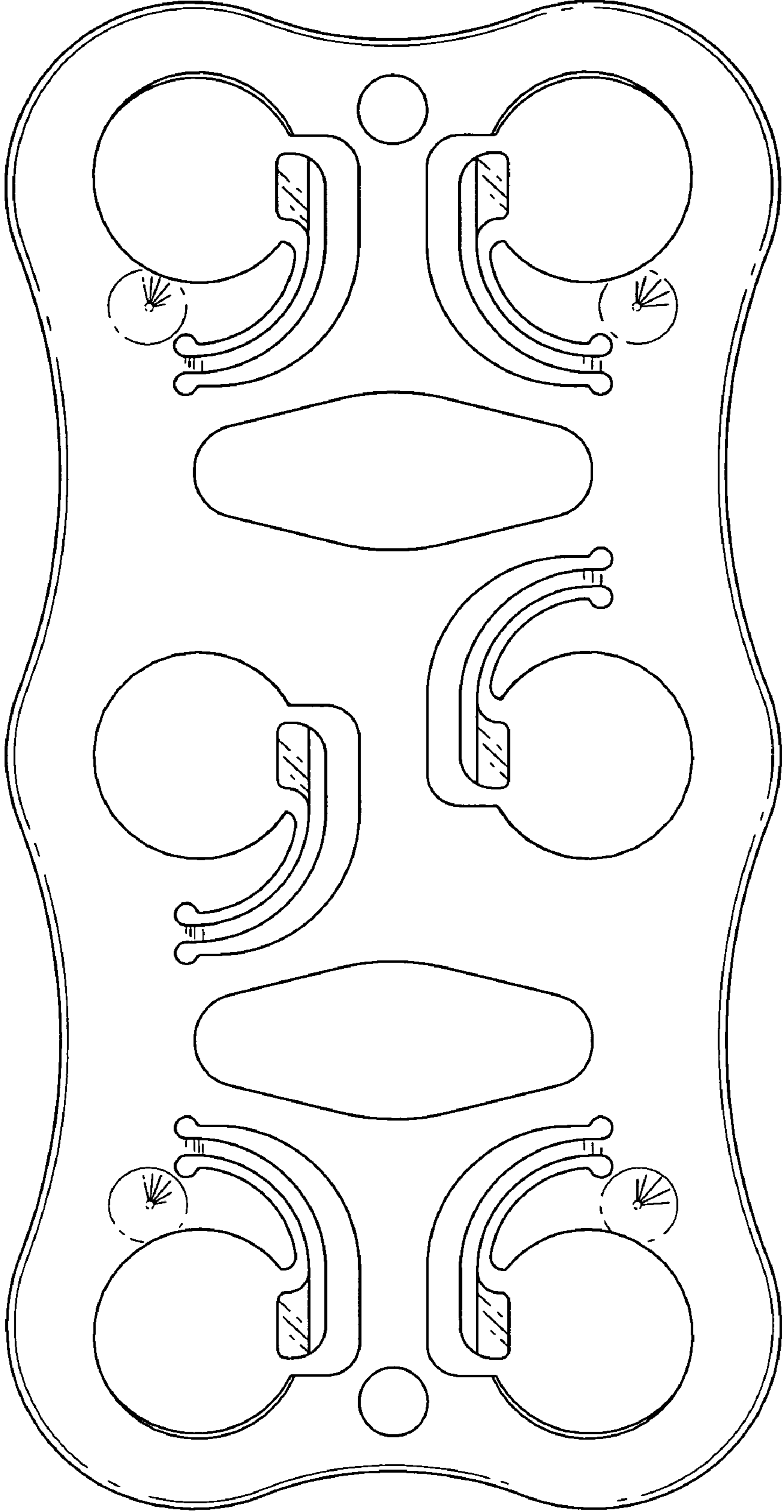


FIG. 5