



US00D603950S

(12) **United States Design Patent**
Brown et al.

(10) **Patent No.:** **US D603,950 S**

(45) **Date of Patent:** **** Nov. 10, 2009**

(54) **AIR FRESHENER**

(75) Inventors: **Jolie Brown**, Bethesda, MD (US); **Eric F. Cabahug**, Fairfax, VA (US); **Benjamin F. Feldman**, Reston, VA (US); **Rachel Katherine Newman**, Bethesda, MD (US)

(73) Assignee: **Brown Newman, LLC**, Bethesda, MA (US)

(**) Term: **14 Years**

(21) Appl. No.: **29/302,691**

(22) Filed: **Jan. 22, 2008**

(51) **LOC (9) Cl.** **28-99**

(52) **U.S. Cl.** **D23/366**

(58) **Field of Classification Search** D23/355-369;
261/DIG. 17, DIG. 42, DIG. 65, DIG. 88,
261/DIG. 89; 239/34-36, 44-45, 53-54,
239/56-57, 60, 136, 152, 302, 326; 392/386,
392/390, 392, 394, 395; D28/5, 6
See application file for complete search history.

(56) **References Cited**

U.S. PATENT DOCUMENTS

D48,392	S	*	1/1916	Loheide	D23/356
D55,466	S	*	6/1920	Wygold	D21/376
1,380,208	A	*	5/1921	Holt Schneider	239/59
1,515,600	A	*	11/1924	Kornas	223/86
2,112,465	A		3/1938	Maish		
2,733,333	A	*	1/1956	Peters	392/393
3,017,117	A	*	1/1962	Klingler	239/52
D225,009	S	*	10/1972	Buhran	D23/360
4,094,639	A	*	6/1978	McMillan	239/58
4,427,110	A		1/1984	Shaw, Jr.		
5,174,462	A		12/1992	Hames		
5,193,445	A	*	3/1993	Ferguson	99/482
D338,519	S	*	8/1993	Peterson	D23/356

5,385,259	A		1/1995	Bernstein et al.		
D360,027	S	*	7/1995	Psaros	D23/359
D393,901	S	*	4/1998	Kuhn	D23/368
D437,400	S	*	2/2001	Chuan	D23/355
6,202,938	B1	*	3/2001	Collier	239/34
6,804,930	B2		10/2004	Stravitz		
D507,341	S	*	7/2005	Taylor	D23/368
D578,198	S	*	10/2008	Speirs	D23/366
D585,971	S	*	2/2009	Carrizales, Jr.	D23/366
2006/0237461	A1		10/2006	Chomik et al.		
2007/0125792	A1		6/2007	Pollack et al.		

FOREIGN PATENT DOCUMENTS

JP 2003-118806 4/2003

* cited by examiner

Primary Examiner—Sandra Snapp

(74) *Attorney, Agent, or Firm*—Sterne, Kessler, Goldstein & Fox P.L.L.C.

(57) **CLAIM**

The ornamental design for an air freshener, substantially as shown and described.

DESCRIPTION

FIG. 1 is a top perspective view of an air freshener showing our new design;

FIG. 2 is a side view thereof;

FIG. 3 is another side view thereof;

FIG. 4 is another side view thereof;

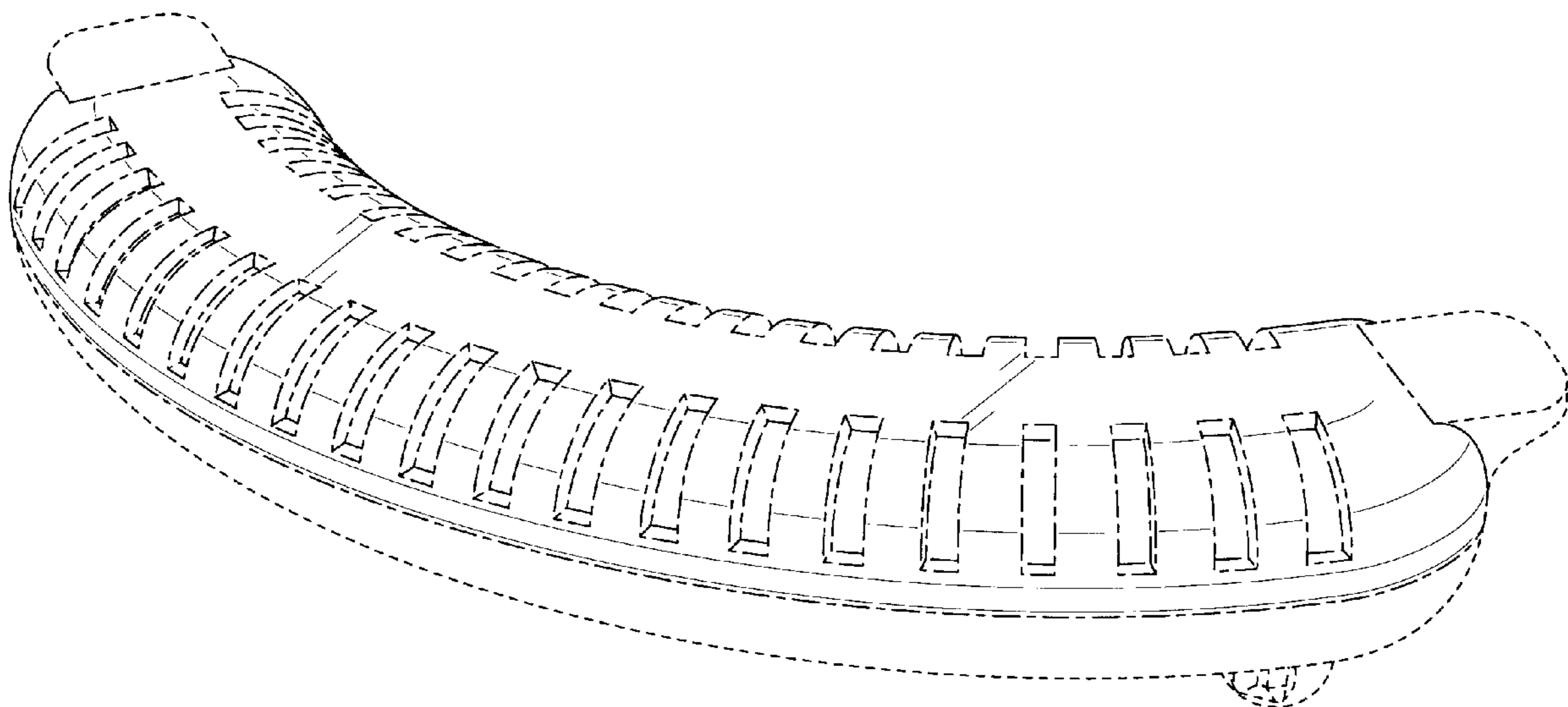
FIG. 5 is another side view thereof;

FIG. 6 is a top plan view thereof; and,

FIG. 7 is a bottom plan view thereof.

The broken lines in the Figures are for illustrative purposes only and form no part of the claimed design.

1 Claim, 5 Drawing Sheets



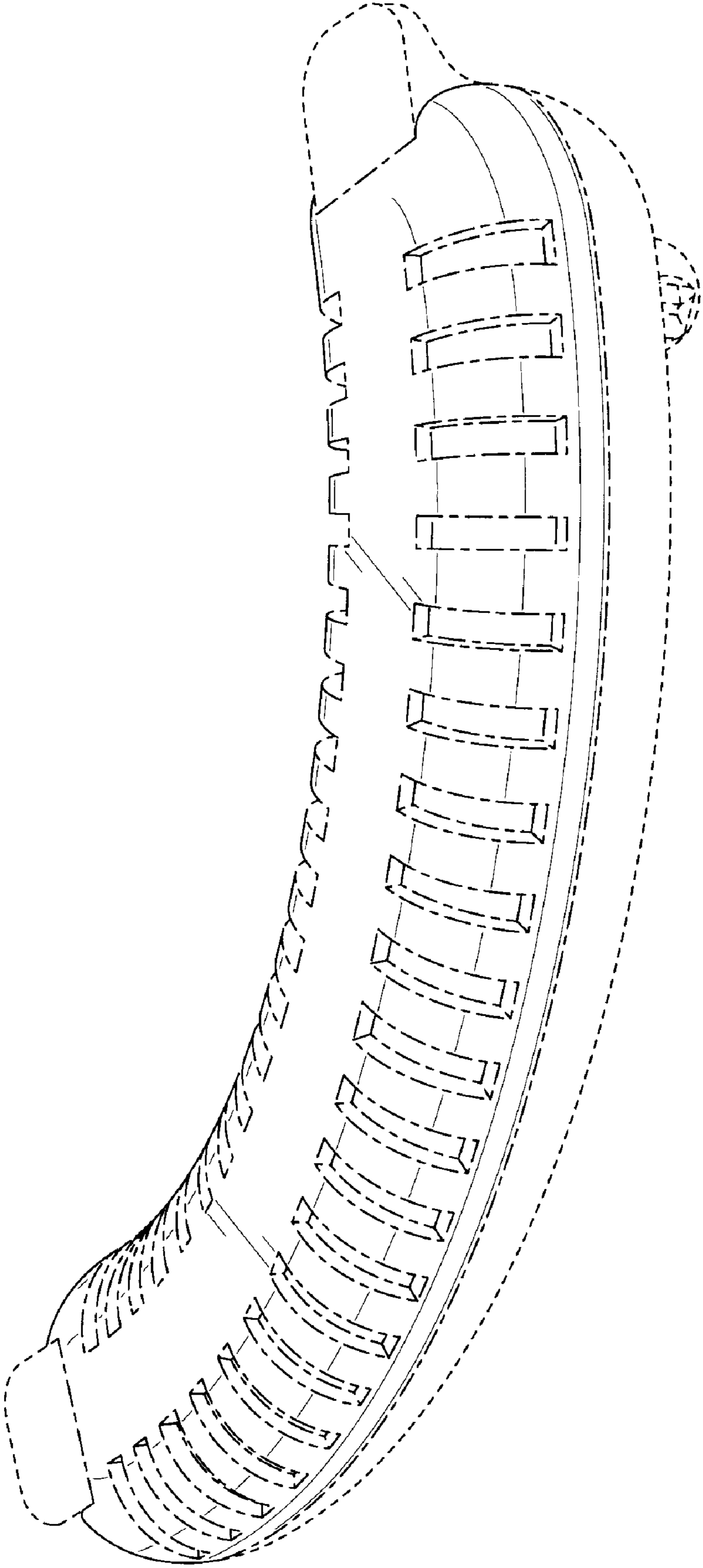


FIG. 1

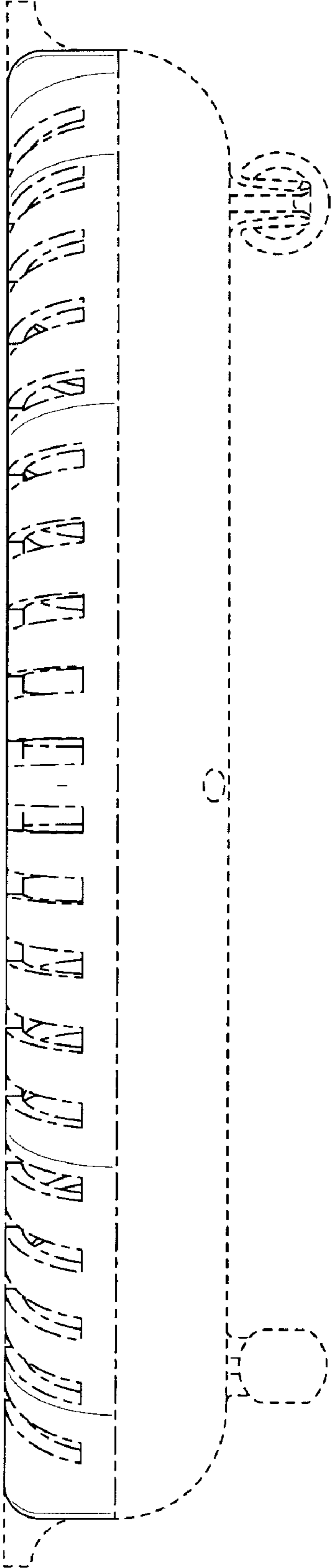


FIG. 2

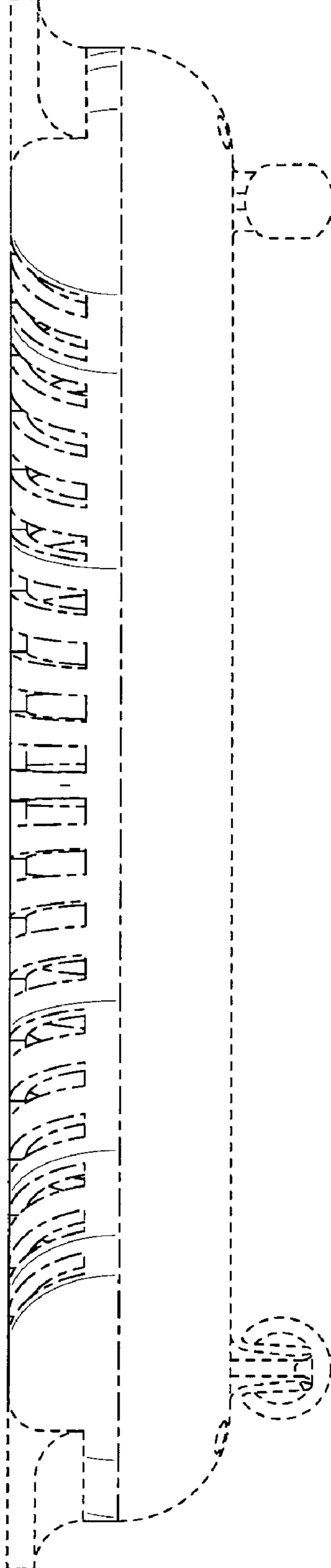


FIG. 3

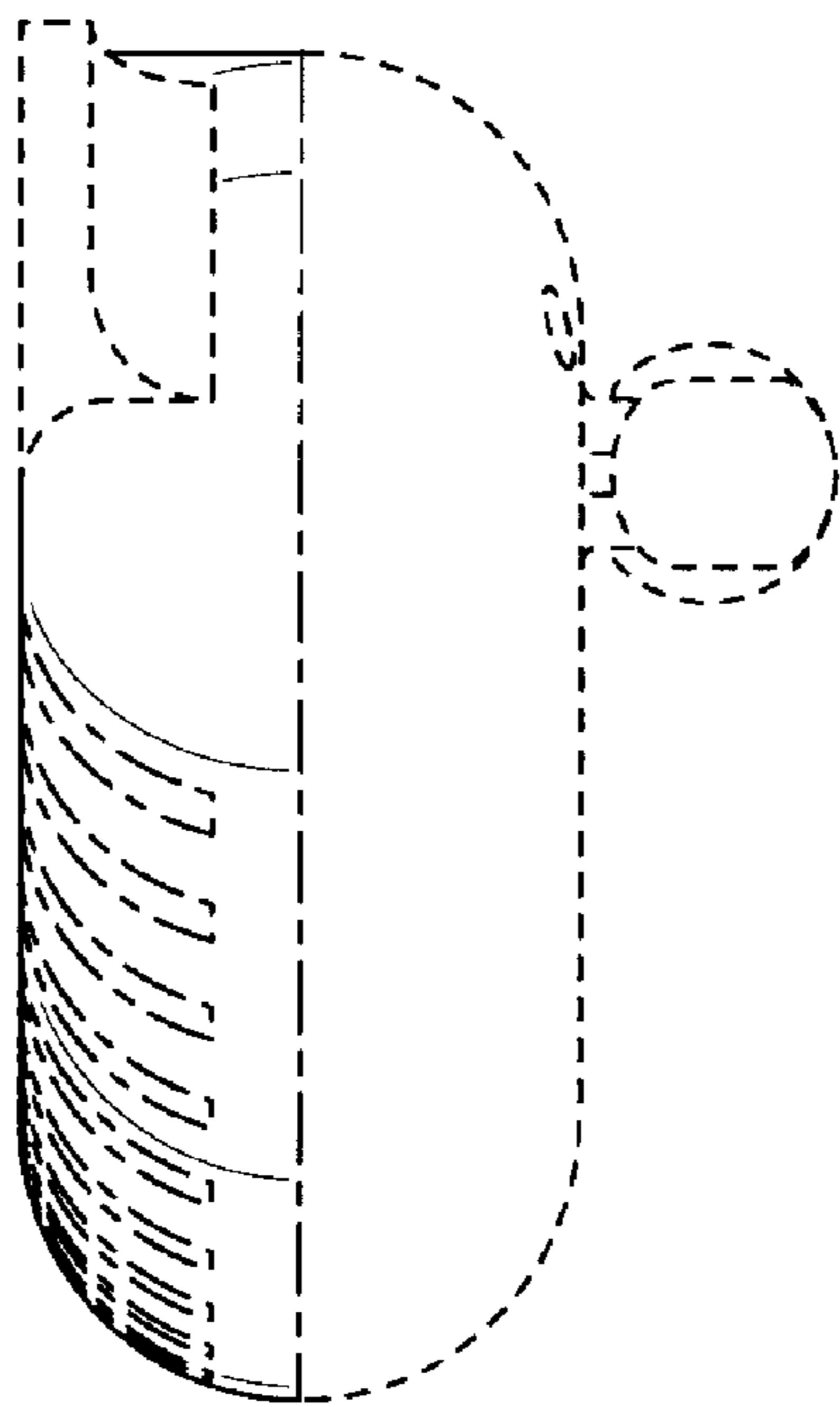


FIG. 4

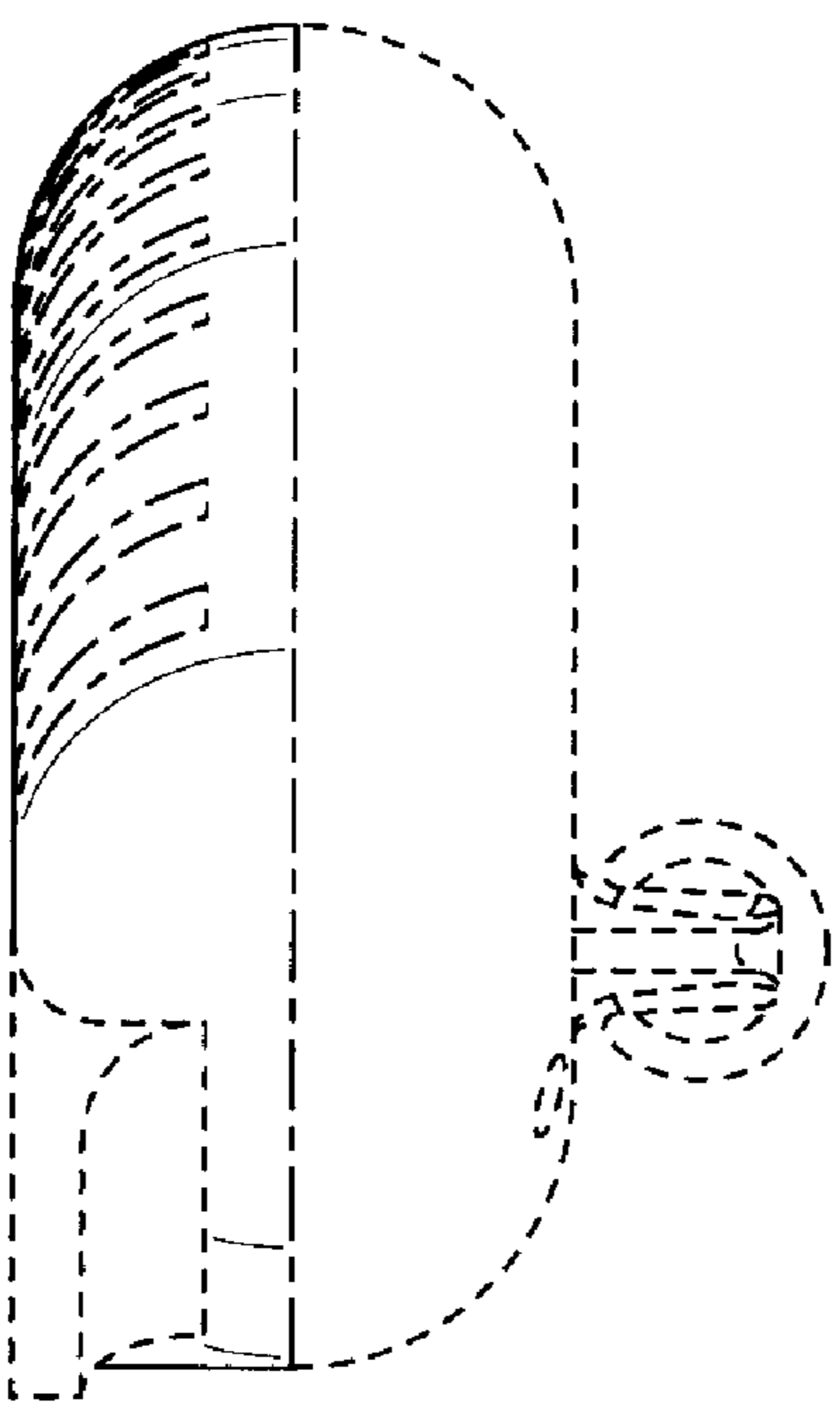


FIG. 5

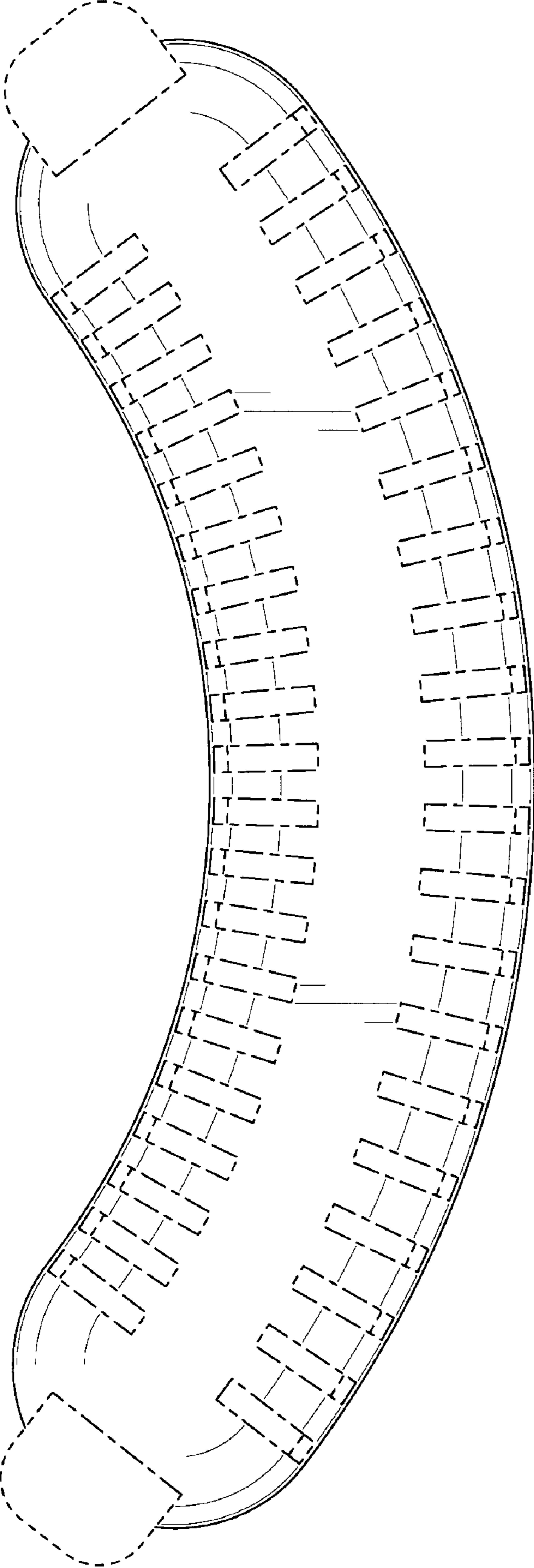


FIG. 6

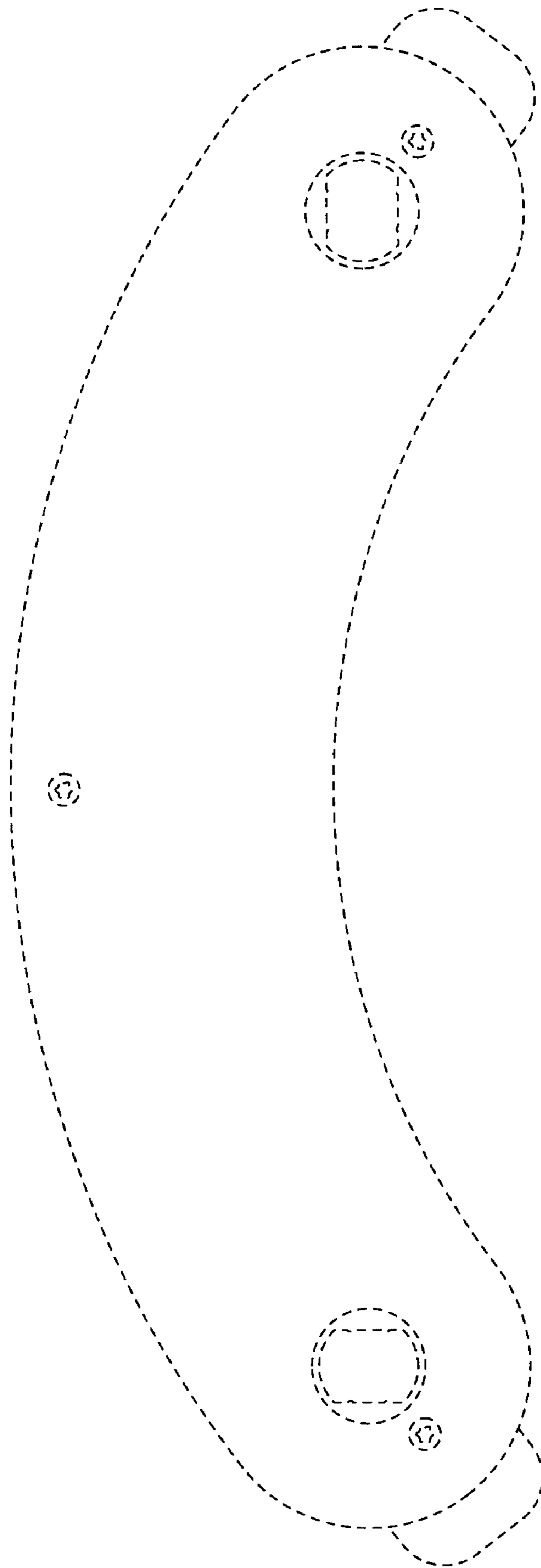


FIG. 7