



US00D603947S

(12) **United States Design Patent**
Tothill et al.

(10) **Patent No.:** **US D603,947 S**

(45) **Date of Patent:** **** Nov. 10, 2009**

(54) **HEAT DIFFUSER PLATE**

(76) Inventors: **Thomas Webb Tothill**, 159 Clyde Road, Christchurch 8053 (NZ); **Anthony Peter Saunders**, 89 Jacksons Road, Ohoka, Kaiapoi, North Canterbury (NZ)

(**) Term: **14 Years**

(21) Appl. No.: **29/298,542**

(22) Filed: **Dec. 6, 2007**

(30) **Foreign Application Priority Data**

Jun. 8, 2007 (NZ) 409241

(51) **LOC (9) Cl.** **23-03**

(52) **U.S. Cl.** **D23/348**

(58) **Field of Classification Search** D23/314, D23/315, 317, 318, 322, 332, 333, 335, 336, D23/337, 338, 339, 342, 343, 344, 351, 353, D23/354, 365, 367, 347, 350, 373, 374, 398, D23/401, 402, 499; D7/323, 359, 362, 365, D7/367, 402, 403, 407; 237/49, 50, 52; 392/350, 392/373, 407, 433; 454/12; 428/15, 21, 428/102; 150/154, 165; 52/58, 218, 219

See application file for complete search history.

(56) **References Cited**

U.S. PATENT DOCUMENTS

D69,852 S * 4/1926 Stockstrom D23/418
D296,409 S * 6/1988 Pomroy D7/359
D306,118 S * 2/1990 Guerrero D7/397

D309,234 S * 7/1990 Howell D7/409
D373,285 S * 9/1996 Coroama et al. D7/359
D381,554 S * 7/1997 Tichenor D7/357
D388,659 S * 1/1998 Doyle et al. D7/407
D391,449 S * 3/1998 Toth et al. D7/554.2
D392,152 S * 3/1998 Rae D7/402
D444,665 S * 7/2001 Maier D7/359
D497,077 S * 10/2004 de Groote D7/357
D541,486 S * 4/2007 Mahaffey D29/119
D568,683 S * 5/2008 Glynn D7/407
D569,497 S * 5/2008 Hoff et al. D23/418

FOREIGN PATENT DOCUMENTS

NZ 406472 8/2005

* cited by examiner

Primary Examiner—T. Chase Nelson

Assistant Examiner—Michael A Pratt

(74) *Attorney, Agent, or Firm*—Knobbe, Martens Olson & Bear LLP

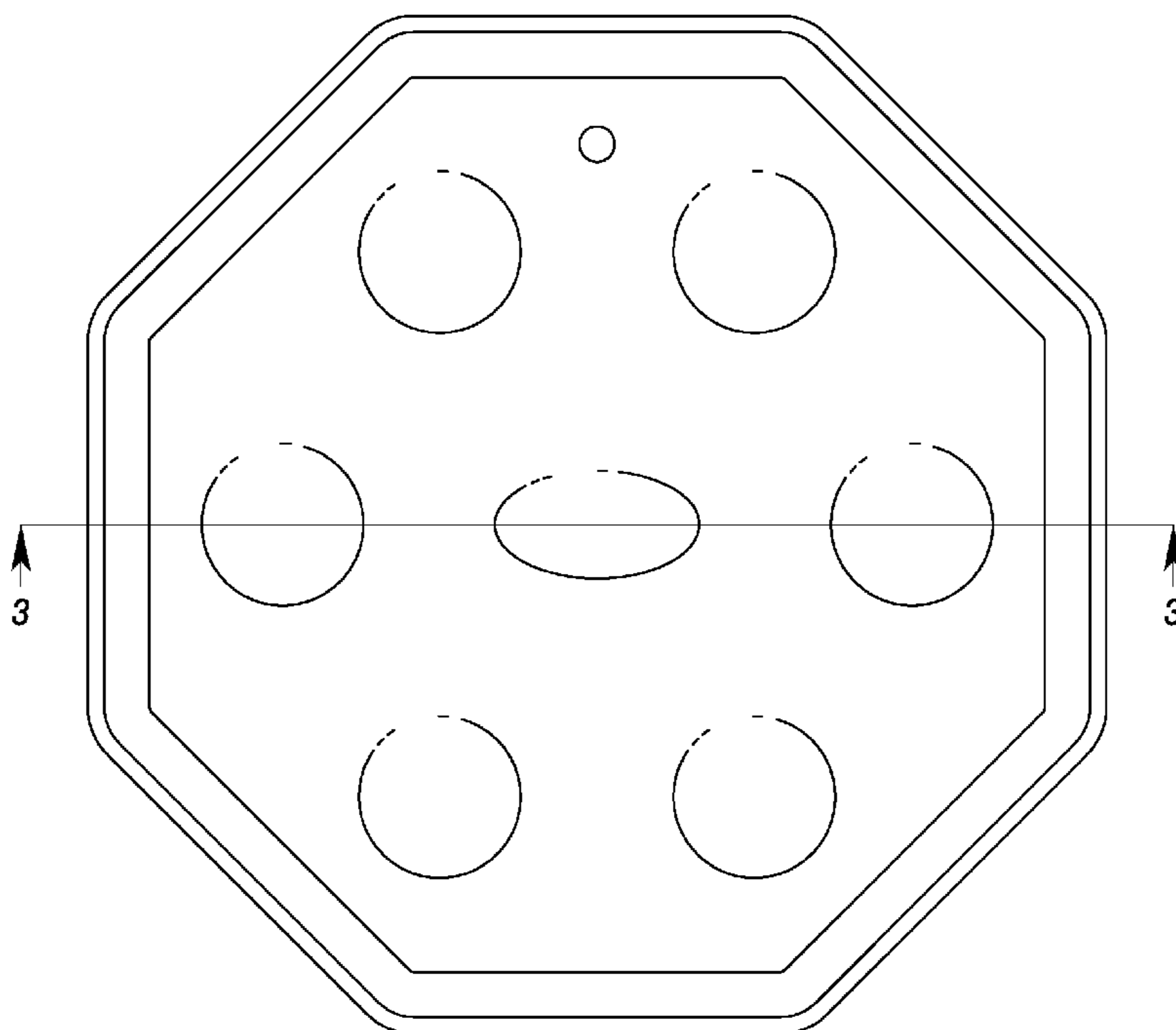
(57) **CLAIM**

The ornamental design for a heat diffuser plate, as shown and described.

DESCRIPTION

FIG. 1 is a top plan view of a heat diffuser plate;
FIG. 2 is a perspective view of a heat diffuser plate; and,
FIG. 3 is a section view of a heat diffuser plate along line 3—3 of FIG. 1.

1 Claim, 3 Drawing Sheets



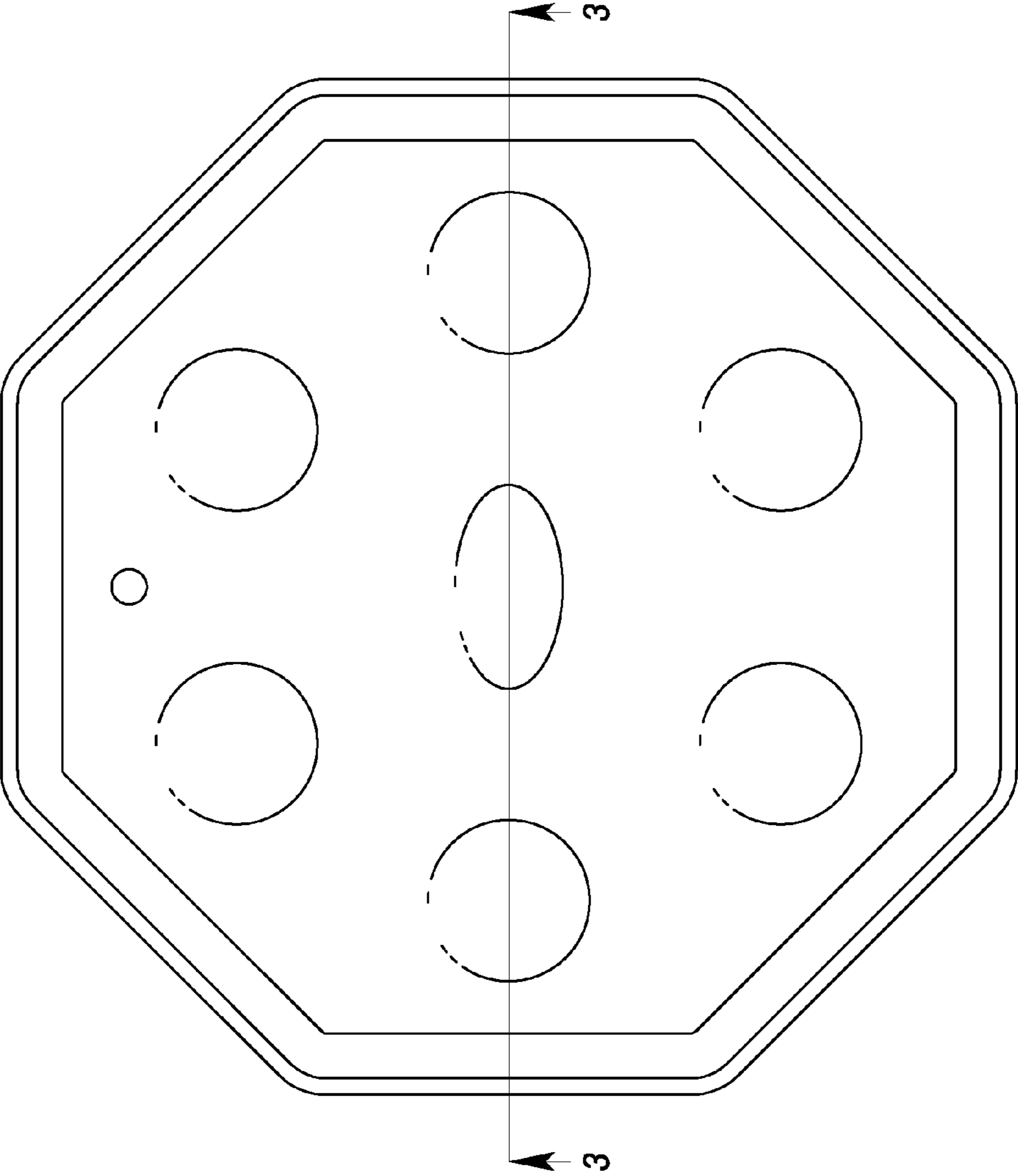


FIG. 1

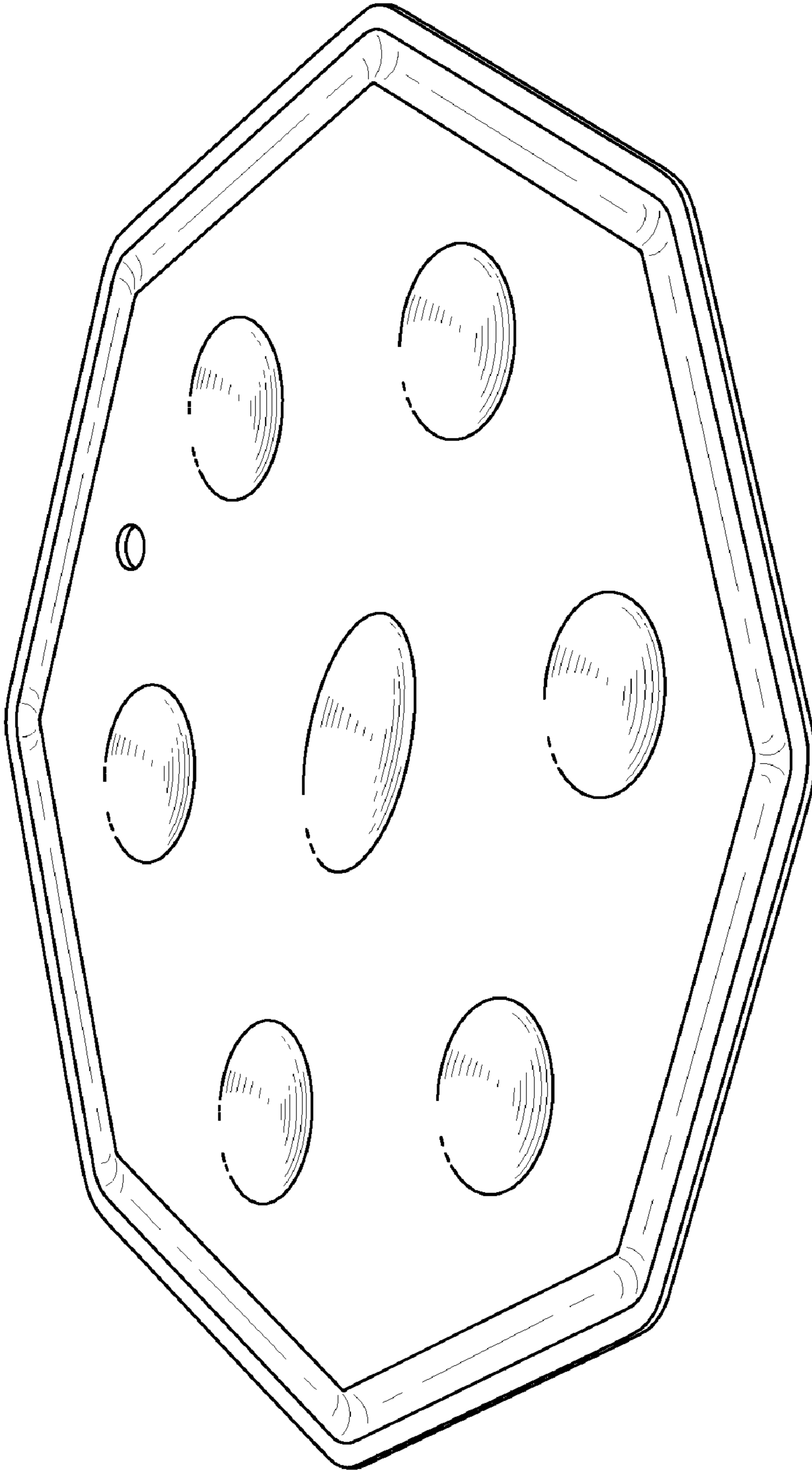


FIG. 2

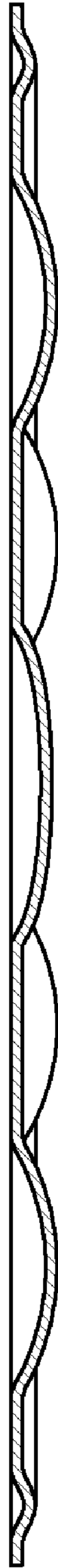


FIG. 3