



US00D603926S

(12) **United States Design Patent**
Merker et al.

(10) **Patent No.:** **US D603,926 S**
(45) **Date of Patent:** **** Nov. 10, 2009**

(54) **INFLATABLE DEVICE**

(75) Inventors: **Blaine A. Merker**, San Francisco, CA (US); **Matthew G. Passmore**, Berkeley, CA (US); **Teresa M. Aguilera**, San Francisco, CA (US); **John S. Bela**, San Francisco, CA (US)

(73) Assignee: **REBAR Group, Inc.**, Berkeley, CA (US)

(**) Term: **14 Years**

(21) Appl. No.: **29/333,670**

(22) Filed: **Mar. 12, 2009**

(51) **LOC (9) Cl.** **21-02**

(52) **U.S. Cl.** **D21/803; D6/604**

(58) **Field of Classification Search** D21/769–770, D21/801, 803, 809, 621; D6/334, 361, 367, D6/392, 596, 601, 604; 472/128–129; D12/5, D12/6, 316; 114/253, 345–346; 441/35, 441/66, 40–42, 129–132; D1/106, 126, 127
See application file for complete search history.

(56) **References Cited**

U.S. PATENT DOCUMENTS

D232,041 S * 7/1974 Pendill D21/627
D304,574 S * 11/1989 Fay, III D13/100
D398,342 S * 9/1998 Warren et al. D21/621
D428,955 S * 8/2000 Peterson D21/801

D429,592 S * 8/2000 Dohan D6/604
D435,619 S * 12/2000 Peterson D21/803
D446,903 S * 8/2001 Pavan D1/106
D488,530 S * 4/2004 Peterson D21/803
D504,044 S * 4/2005 Marin D6/597
D504,045 S * 4/2005 Rediske D6/601
D546,026 S * 7/2007 Ellsworth D1/106

* cited by examiner

Primary Examiner—Janice E Seeger

Assistant Examiner—Zenita I Bennett

(74) *Attorney, Agent, or Firm*—TIPS Group; Glenn E. Von Tersch

(57) **CLAIM**

The ornamental design for an inflatable device, as shown and described.

DESCRIPTION

FIG. 1 is a perspective view of an inflatable device.

FIG. 2 is a front view of an inflatable device.

FIG. 3 is a rear view of an inflatable device.

FIG. 4 is a top view of an inflatable device.

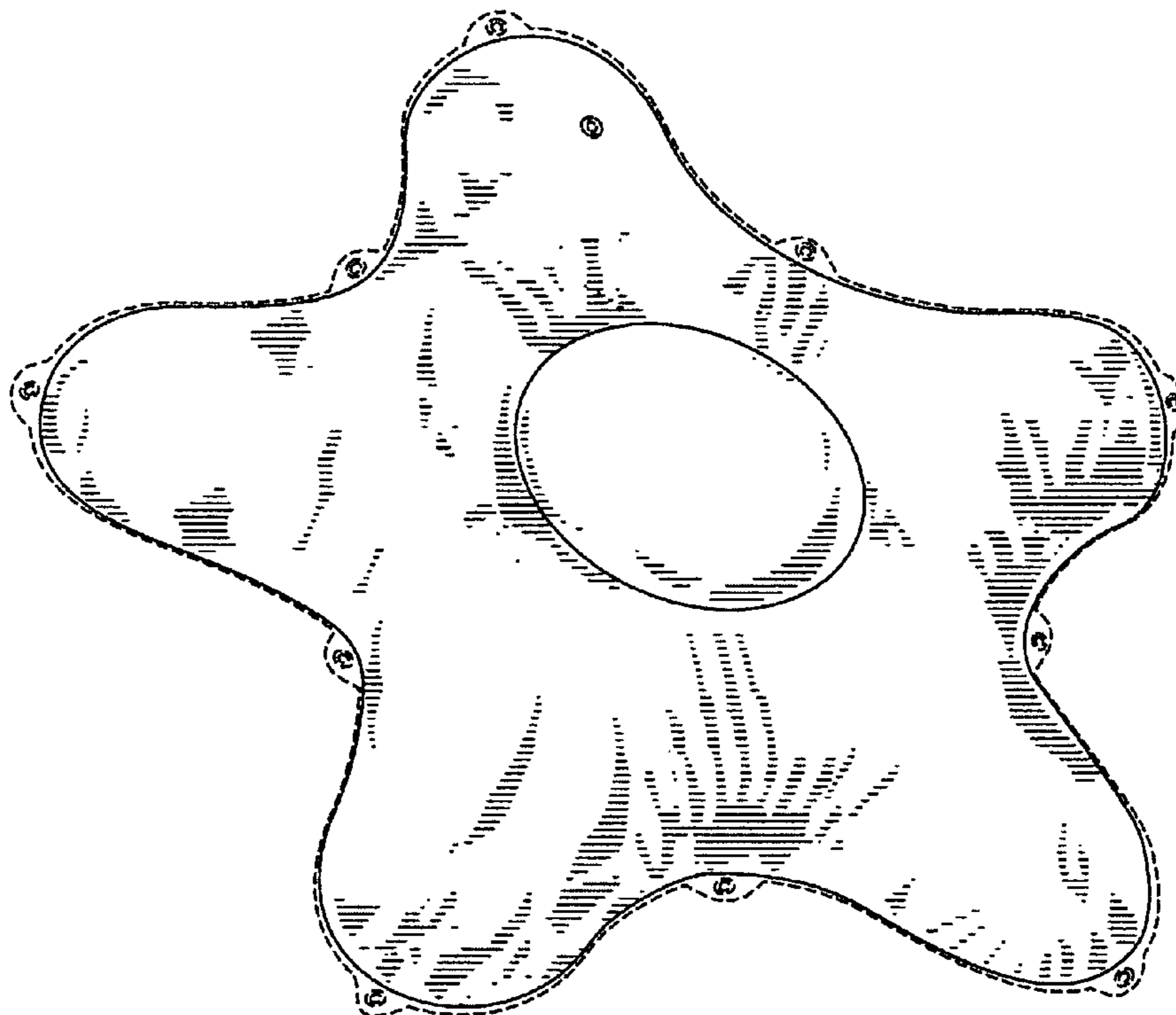
FIG. 5 is a bottom view of an inflatable device.

FIG. 6 is a right side view of an inflatable device; and,

FIG. 7 is a left side view of an inflatable device.

The broken lines in the drawing are for illustrative purposes only and form no part of the claimed design.

1 Claim, 3 Drawing Sheets



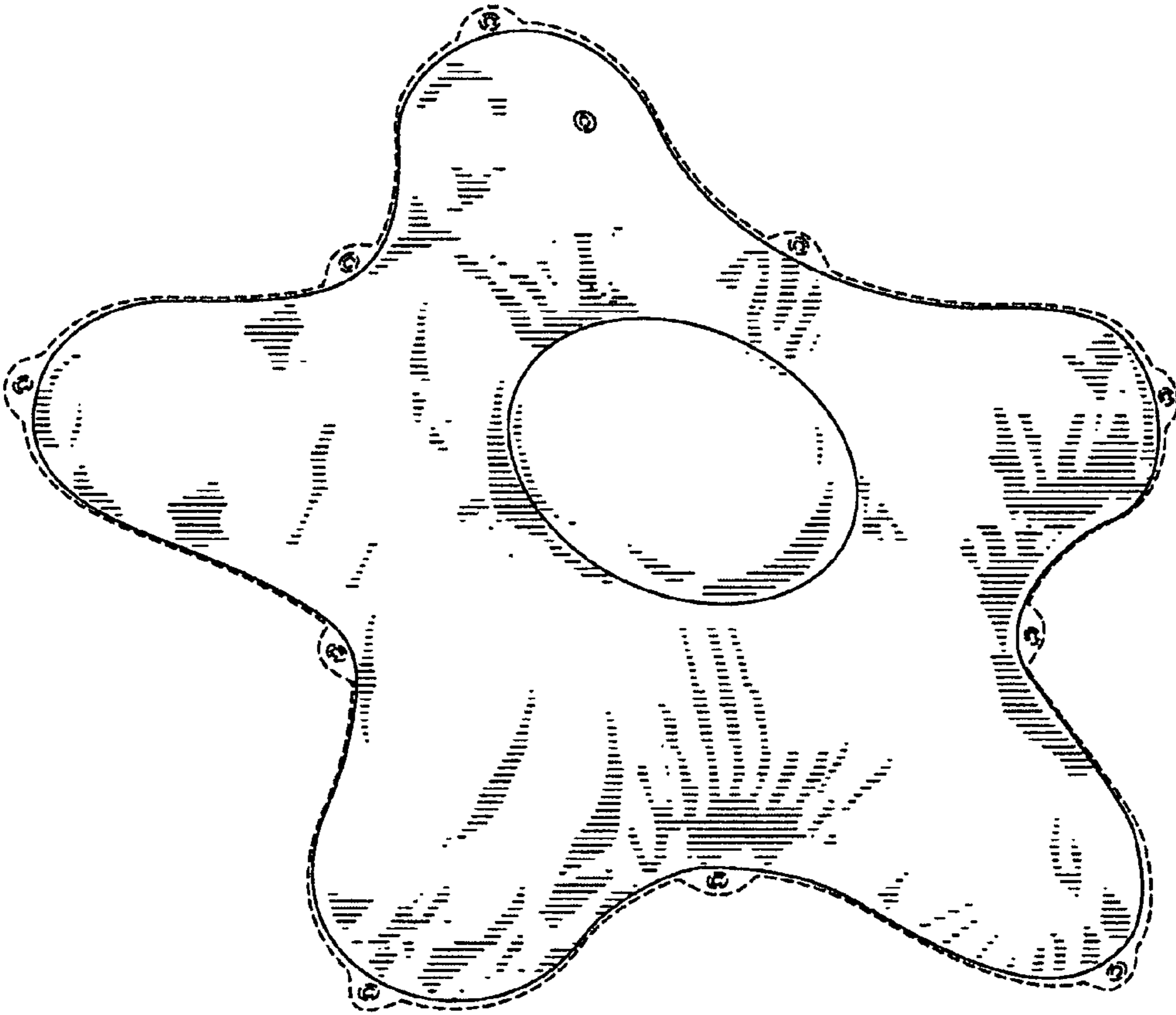


FIG. 1

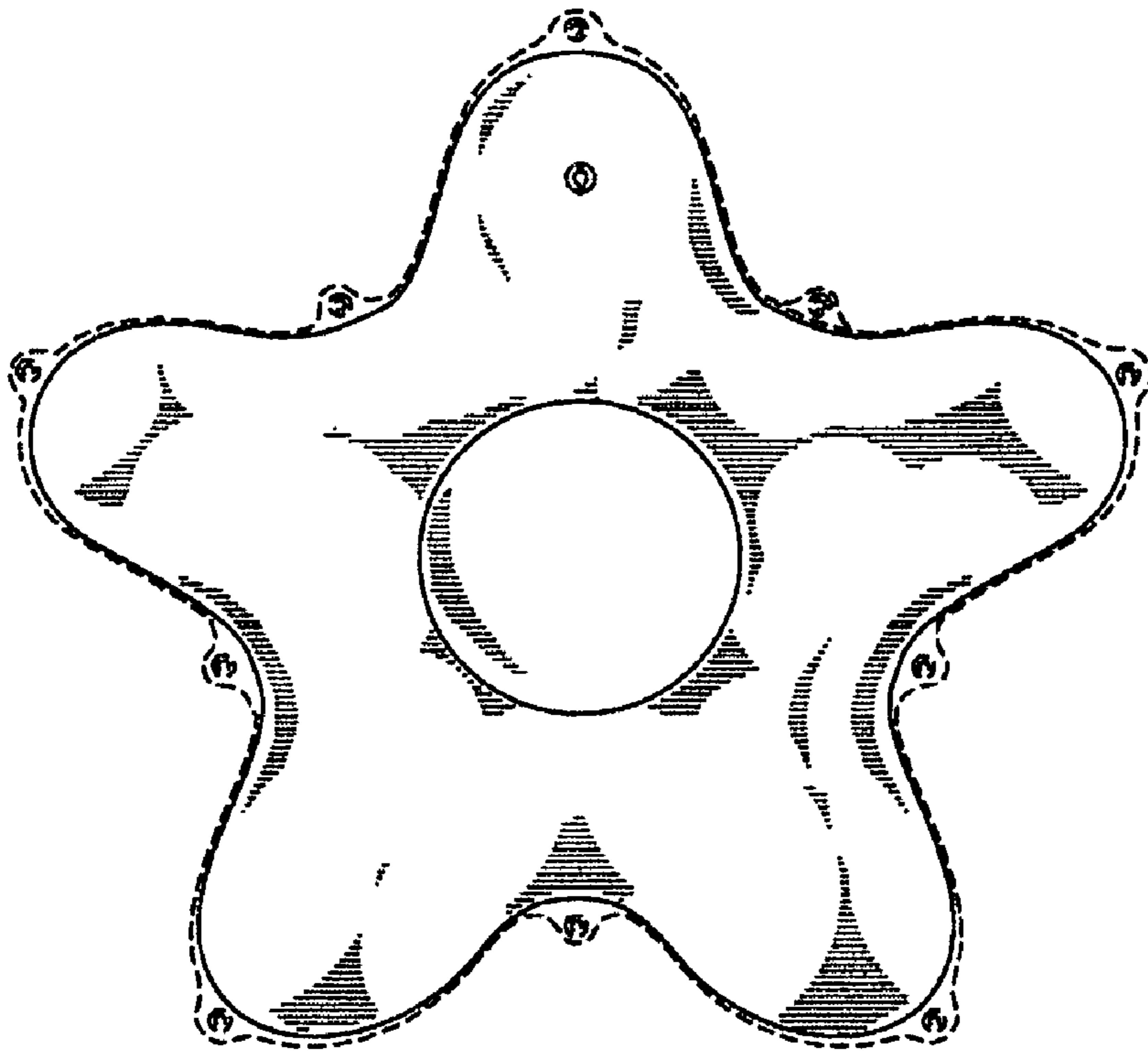


FIG. 2

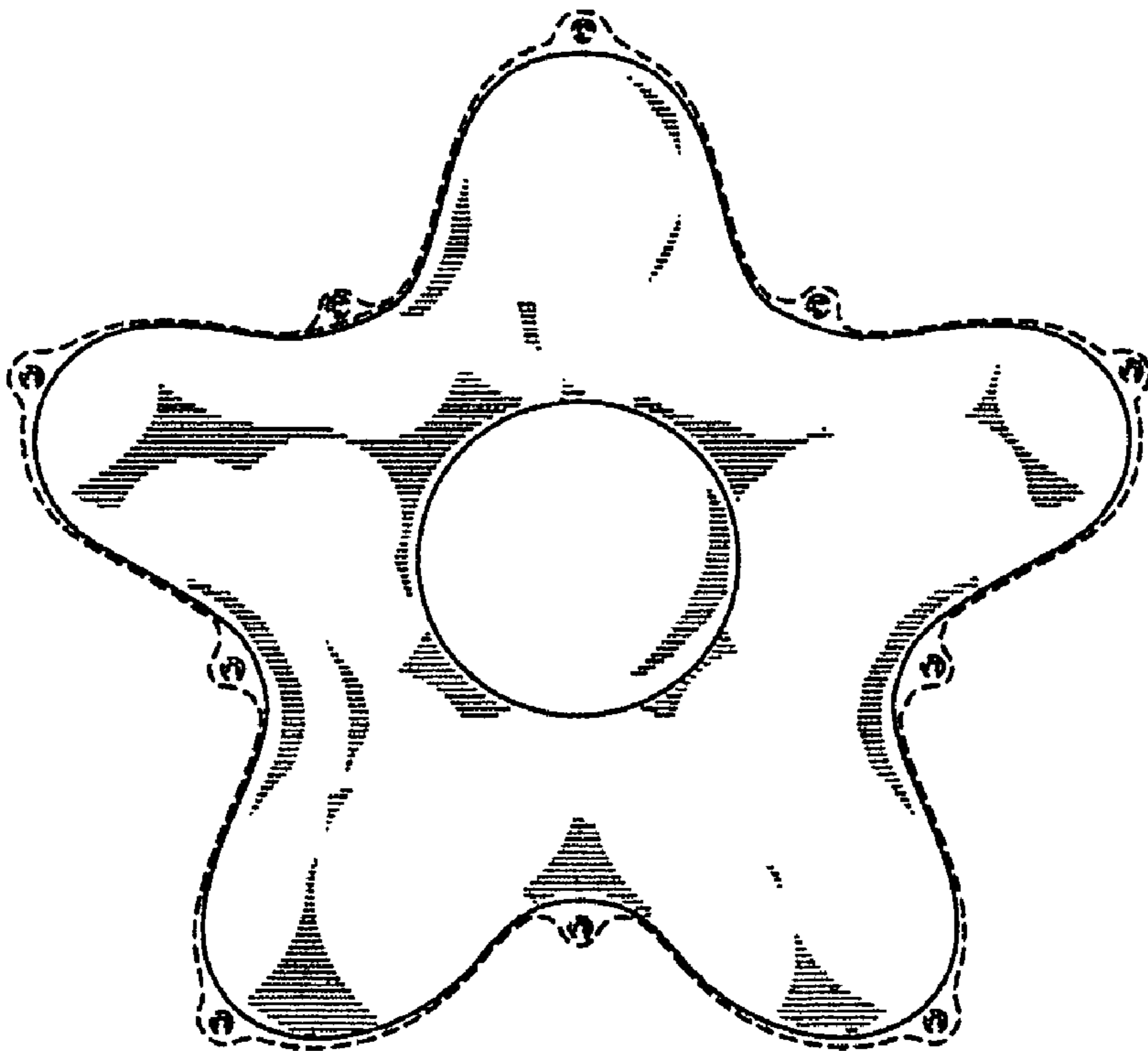


FIG. 3

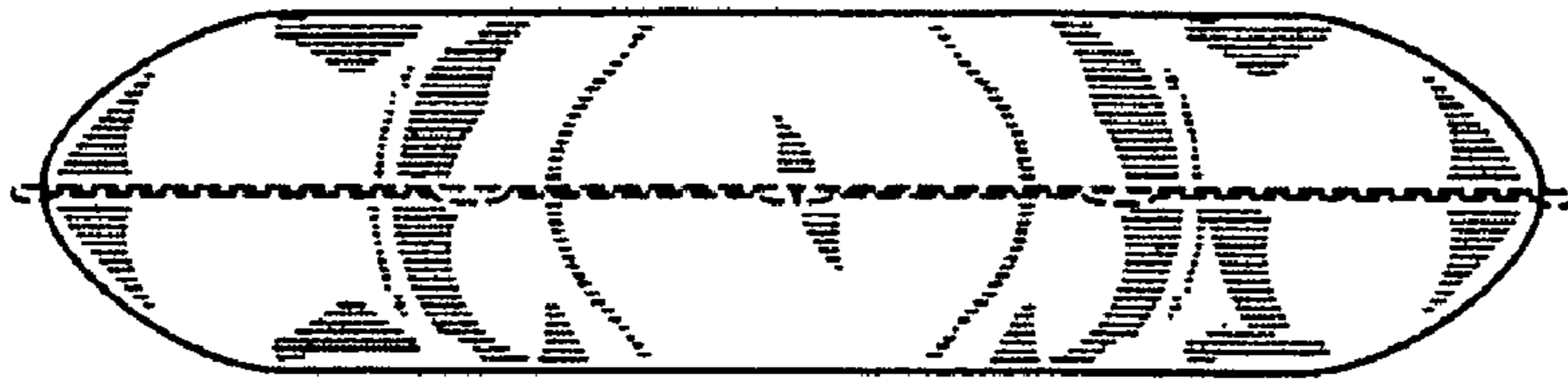


FIG. 4



FIG. 5

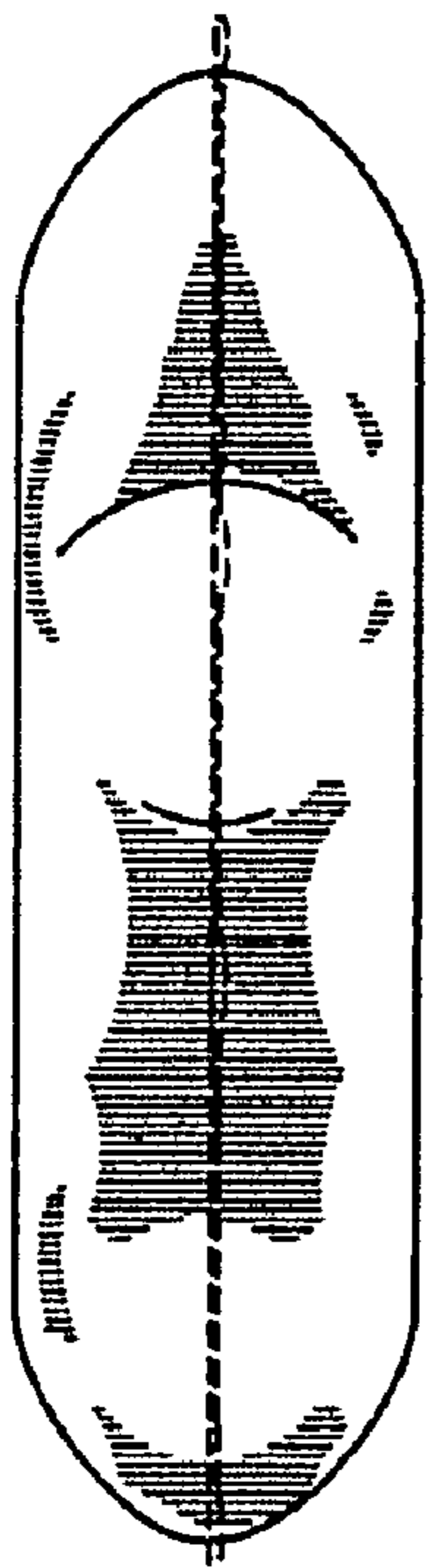


FIG. 6

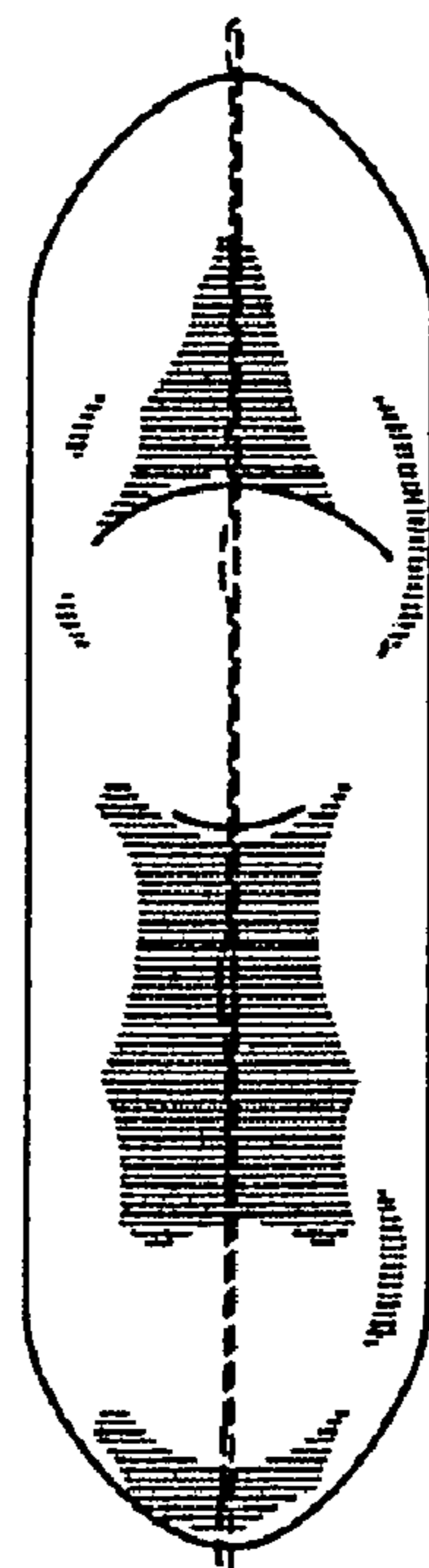


FIG. 7