

US00D603924S

(12) **United States Design Patent**  
**Troutman**

(10) **Patent No.:** **US D603,924 S**

(45) **Date of Patent:** **\*\* Nov. 10, 2009**

(54) **PRACTICE SWING CLUB**

(76) Inventor: **James M. Troutman**, 23 Big Cove Rd.,  
Candler, NC (US) 28715

(\*\*) Term: **14 Years**

(21) Appl. No.: **29/310,613**

(22) Filed: **Aug. 28, 2008**

**Related U.S. Application Data**

(63) Continuation-in-part of application No. 29/270,753,  
filed on Jan. 3, 2007, now abandoned.

(51) **LOC (9) Cl.** ..... **21-02**

(52) **U.S. Cl.** ..... **D21/791**

(58) **Field of Classification Search** ..... D21/789,  
D21/791; 473/235, 226, 219, 256, 286, 138,  
473/575

See application file for complete search history.

(56) **References Cited**

**U.S. PATENT DOCUMENTS**

4,664,388 A \* 5/1987 Huber ..... 473/138

D329,268 S \* 9/1992 Perry ..... D21/791  
D371,412 S \* 7/1996 Howard ..... D21/791  
D426,607 S \* 6/2000 Wurster ..... D21/791  
D458,659 S \* 6/2002 Pullaro ..... D21/791  
D486,198 S \* 2/2004 Rohan-Weaver ..... D21/791  
D490,492 S \* 5/2004 Nemeckay ..... D21/791

\* cited by examiner

*Primary Examiner*—Mitchell I Siegel

(74) *Attorney, Agent, or Firm*—Raymond M. Galasso;  
Galasso & Associates, L.P.

(57) **CLAIM**

The ornamental design for a practice swing club, as shown  
and described.

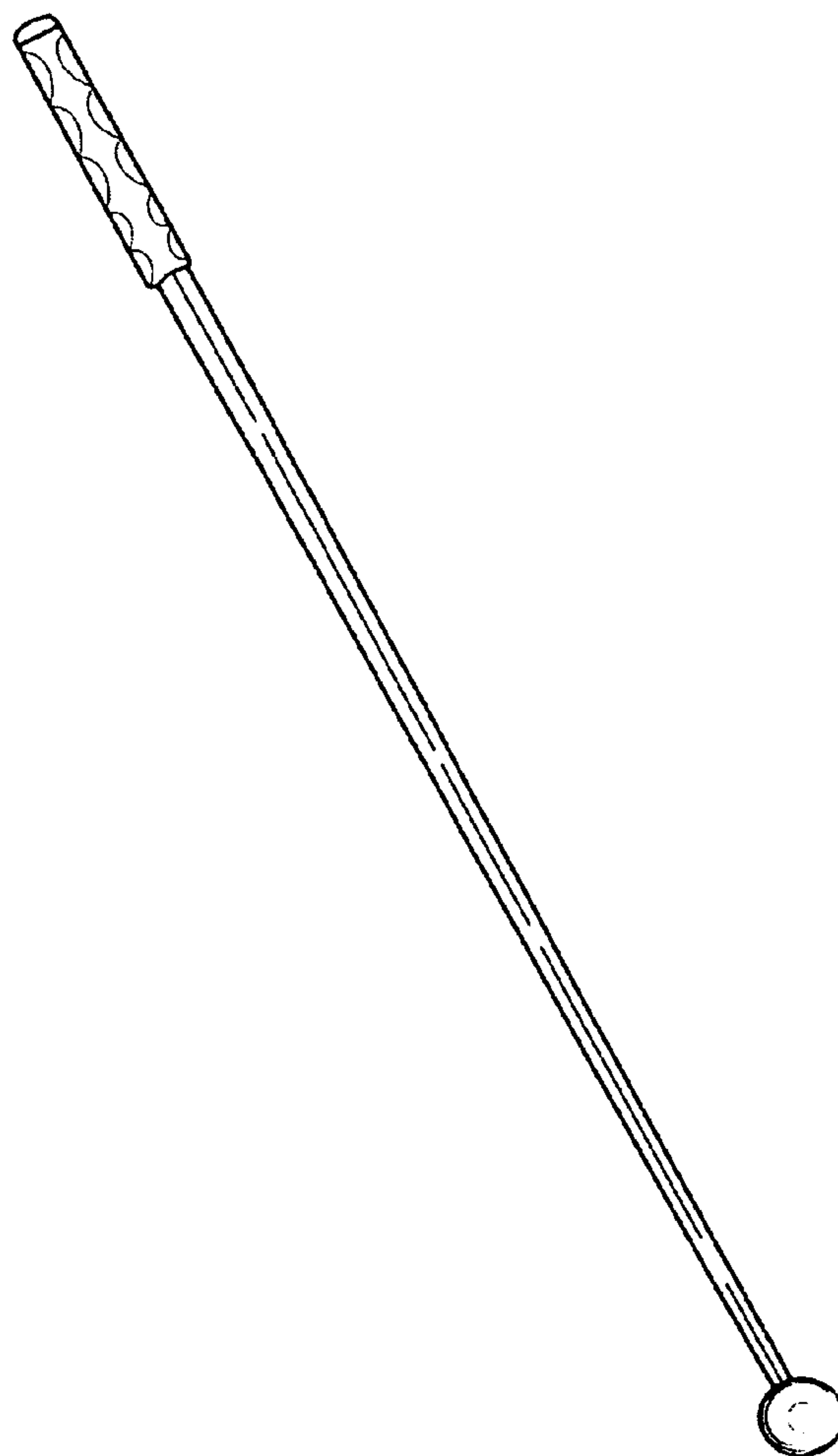
**DESCRIPTION**

FIG. 1 is a perspective view of practice swing club showing  
my new design;

FIG. 2 is a right perspective view thereof; and,

FIG. 3 is an elevational view.

**1 Claim, 3 Drawing Sheets**



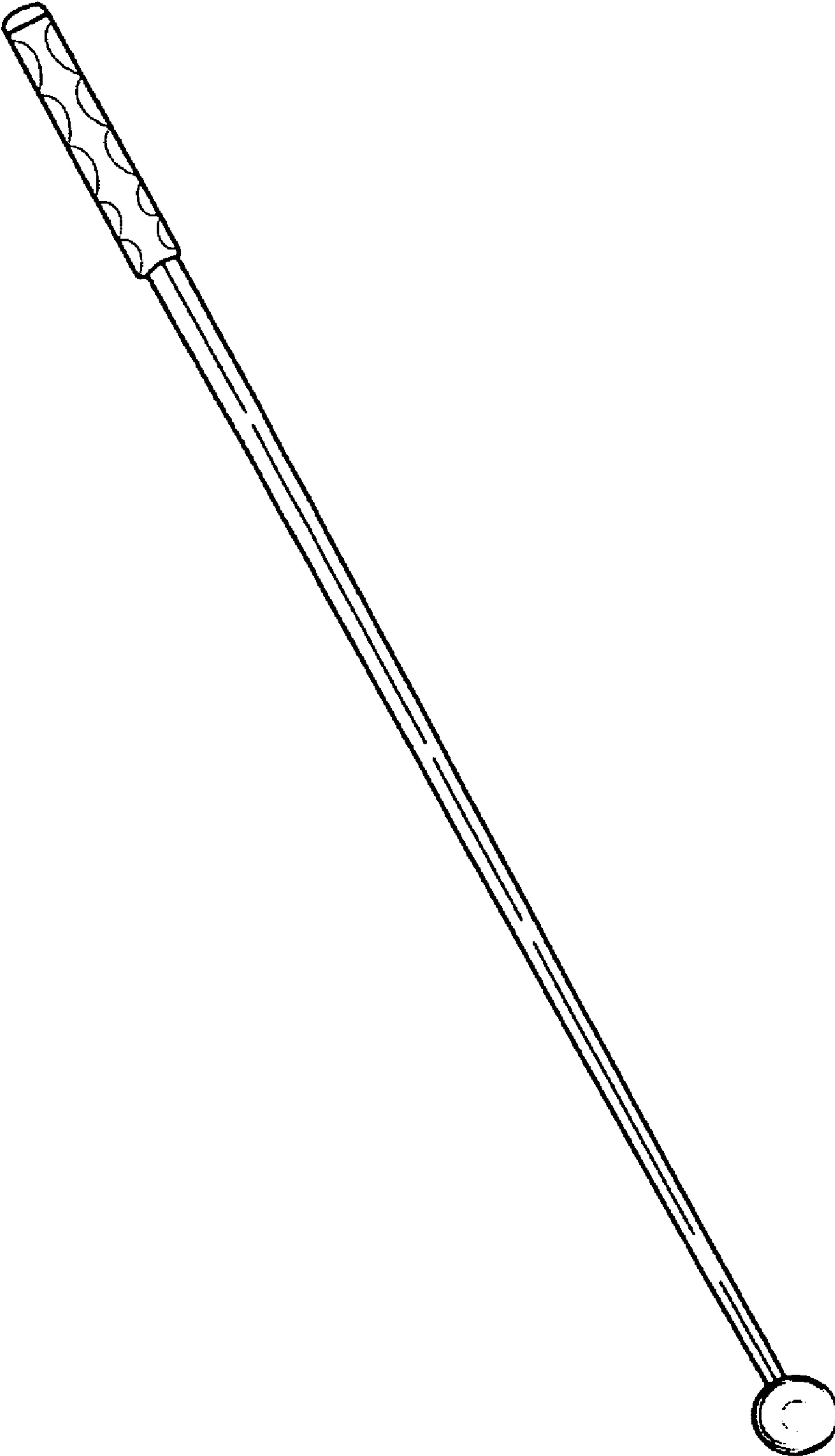


FIG. 1

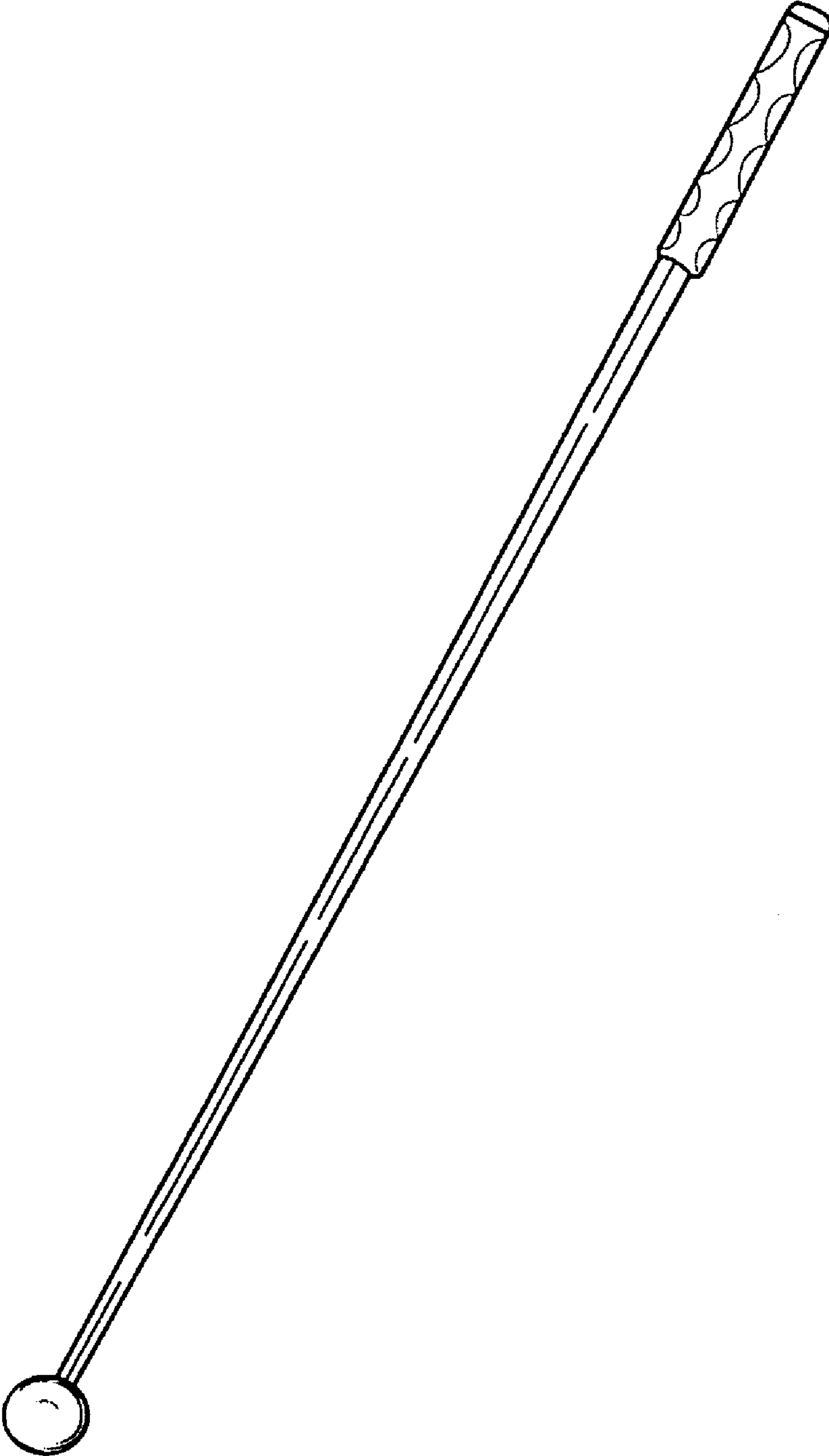


FIG. 2



FIG. 3