



US00D603921S

(12) **United States Design Patent**
Gill et al.

(10) **Patent No.:** **US D603,921 S**
(45) **Date of Patent:** **** Nov. 10, 2009**

- (54) **GOLF GRIP**
 - (75) Inventors: **David Keith Gill**, Pinehurst, NC (US);
Richard Andrew Black, Pinebluff, NC (US); **Billy Dee Wood**, Whispering Pines, NC (US)
 - (73) Assignee: **Eaton Corporation**, Cleveland, OH (US)
 - (**) Term: **14 Years**
 - (21) Appl. No.: **29/313,243**
 - (22) Filed: **Dec. 18, 2008**
 - (51) **LOC (9) Cl.** **21-02**
 - (52) **U.S. Cl.** **D21/756**
 - (58) **Field of Classification Search** D21/756-757;
473/300-303
- See application file for complete search history.

- D562,923 S 2/2008 DeVaney et al. D21/756
- D562,924 S 2/2008 DeVaney et al. D21/756
- D564,610 S 3/2008 Chen D21/756
- D584,781 S 1/2009 Chen D21/756

OTHER PUBLICATIONS

- U.S. Appl. No. 29/301,984, filed Mar. 26, 2008, Entitled Golf Grip.
- U.S. Appl. No. 29/301,979, filed Mar. 26, 2008, Entitled Golf Grip.
- U.S. Appl. No. 29/301,980, filed Mar. 26, 2008, Entitled Golf Grip.
- U.S. Appl. No. 29/301,987, filed Mar. 26, 2008, Entitled Golf Grip.
- U.S. Appl. No. 29/301,983, filed Mar. 26, 2008, Entitled Golf Grip.
- U.S. Appl. No. 29/301,982, filed Mar. 26, 2008, Entitled Golf Grip.
- U.S. Appl. No. 29/301,991, filed Mar. 26, 2008, Entitled Golf Grip.
- U.S. Appl. No. 29/301,985, filed Mar. 26, 2008, Entitled Golf Grip.
- U.S. Appl. No. 29/301,986, filed Mar. 26, 2008, Entitled Golf Grip.
- U.S. Appl. No. 29/301,981, filed Mar. 26, 2008, Entitled Golf Grip.
- U.S. Appl. No. 29/307,458, filed Apr. 22, 2008, Entitled Golf Grip.
- U.S. Appl. No. 29/310,091, filed Jul. 25, 2008, Entitled Golf Grip.
- U.S. Appl. No. 29/312,730, filed Nov. 18, 2008, Entitled Fruit and Vine Golf Grip.

* cited by examiner

Primary Examiner—Mitchell I Siegel
(74) *Attorney, Agent, or Firm*—Daniel S. Kalka

(56) **References Cited**

U.S. PATENT DOCUMENTS

- D232,566 S * 8/1974 Spenser D21/756
- 5,427,376 A * 6/1995 Cummings et al. 473/300
- D463,520 S 9/2002 Ulrich D21/756
- D463,521 S * 9/2002 Jones D21/756
- D529,971 S * 10/2006 Rose D21/756
- D534,602 S 1/2007 Norton et al. D21/756
- D534,603 S 1/2007 Norton et al. D21/756
- D534,604 S 1/2007 Norton et al. D21/756
- D534,605 S 1/2007 Norton et al. D21/756
- D534,606 S 1/2007 Norton et al. D21/756
- D534,607 S 1/2007 Norton et al. D21/756
- D534,975 S 1/2007 Norton et al. D21/756
- D536,048 S 1/2007 Chen D21/756
- D538,868 S 3/2007 Norton et al. D21/756
- D538,869 S 3/2007 Wang et al. D21/756
- D554,723 S 11/2007 Savasky D21/756
- D554,724 S 11/2007 Savasky D21/756
- D556,847 S 12/2007 DeVaney D21/756
- D561,282 S * 2/2008 Rollinson D21/756

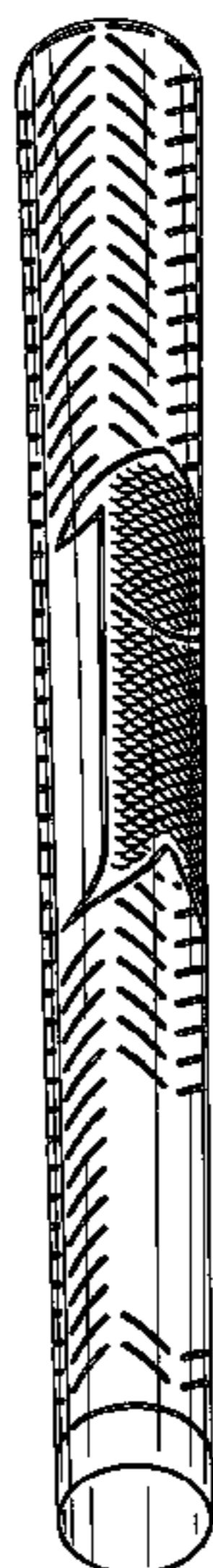
(57) **CLAIM**

The ornamental design for a golf grip, substantially as shown and described.

DESCRIPTION

- FIG. 1 is a bottom front perspective view of the golf grip;
- FIG. 2 is a top rear perspective view of the golf grip;
- FIG. 3 is a frontal view of the grip;
- FIG. 4 is a right side view of the grip;
- FIG. 5 is a left side view of the grip;
- FIG. 6 is a rear view of the grip;
- FIG. 7 is a top view of the grip; and,
- FIG. 8 is a bottom view of the grip.

1 Claim, 2 Drawing Sheets



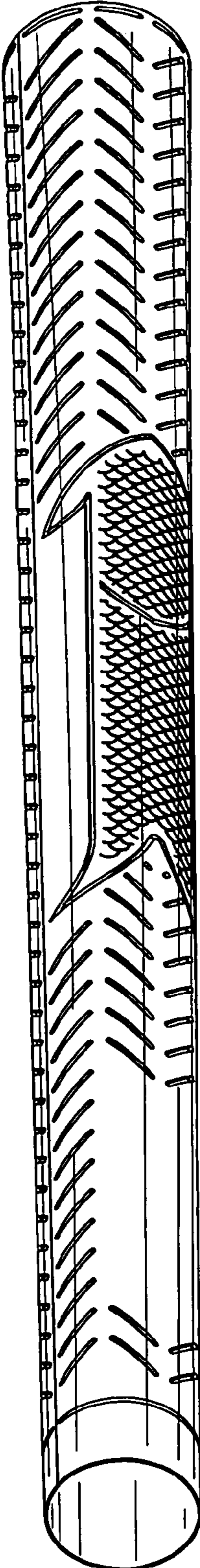


Fig.1

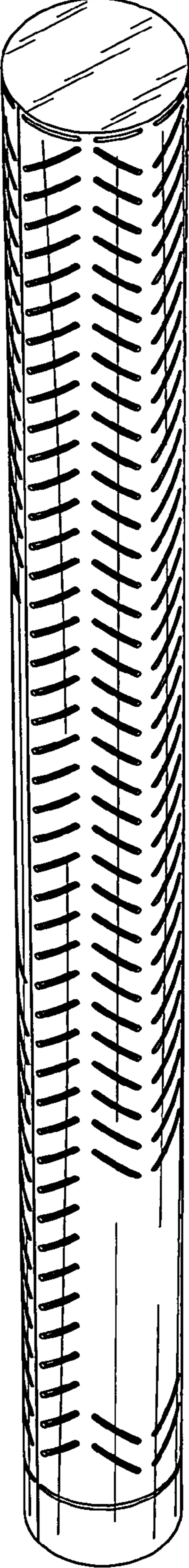


Fig.2




Fig.3

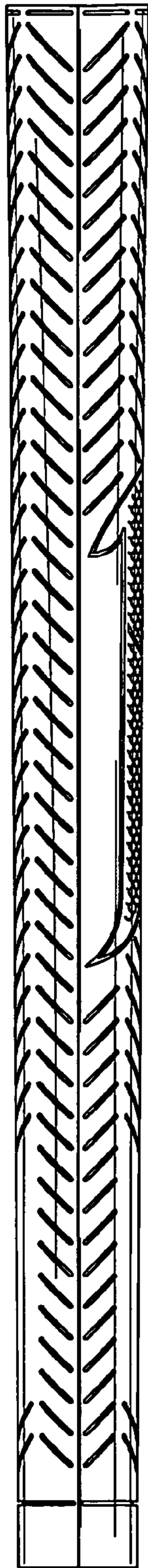


Fig.4

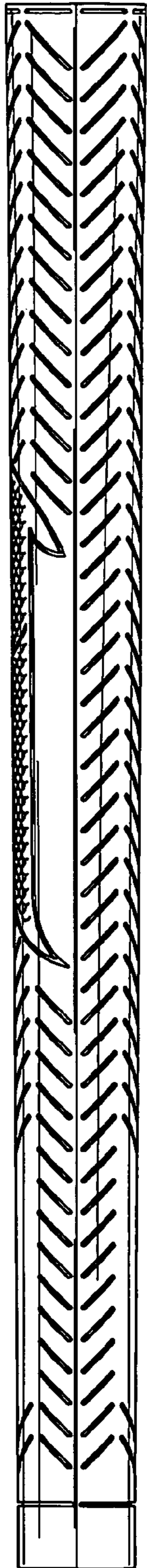


Fig.5

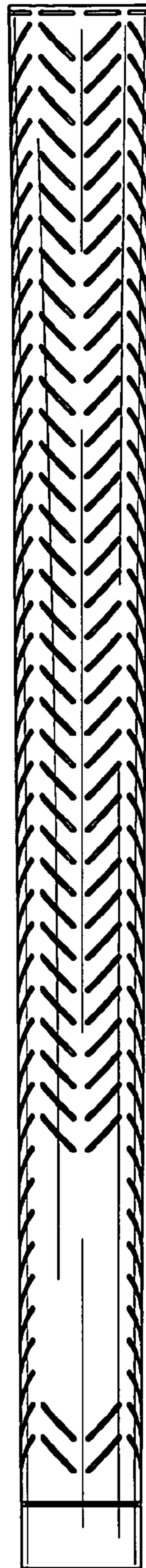


Fig.6

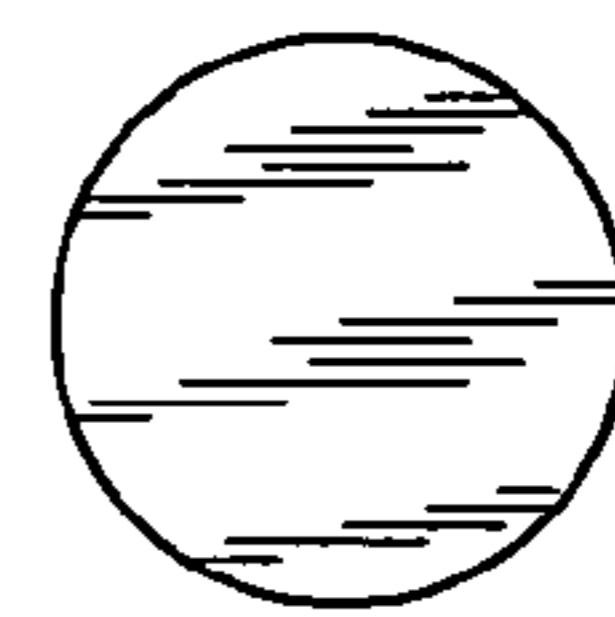


Fig.7

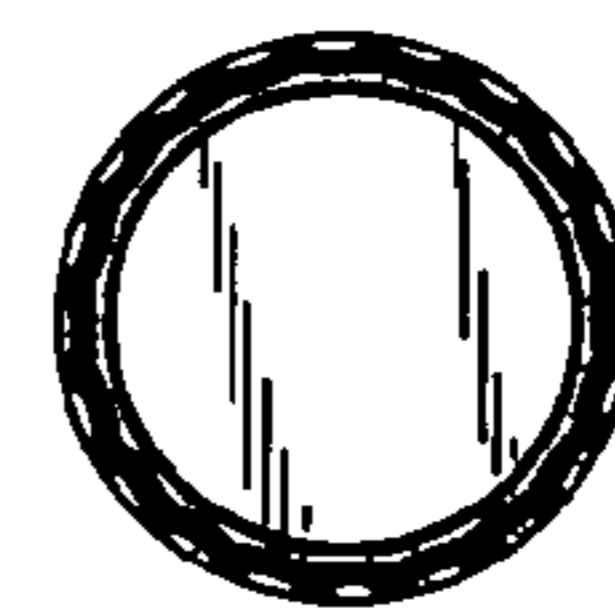


Fig.8