



US00D603919S

(12) **United States Design Patent**
Gray et al.

(10) **Patent No.:** **US D603,919 S**

(45) **Date of Patent:** **** Nov. 10, 2009**

(54) **GOLF CLUB HEAD**

(75) Inventors: **Steven D. Gray**, Poway, CA (US);
Rebecca Lee, Mission Viejo, CA (US);
Robert Nunez, San Diego, CA (US);
Craig Kevin Barez, Temecula, CA (US)

(73) Assignee: **Taylor Made Golf Company, Inc.**,
Carlsbad, CA (US)

(**) Term: **14 Years**

(21) Appl. No.: **29/314,310**

(22) Filed: **Mar. 19, 2009**

(51) **LOC (9) Cl.** **21-02**

(52) **U.S. Cl.** **D21/752**

(58) **Field of Classification Search** D21/733,
D21/752, 759; 473/324–331, 343–346
See application file for complete search history.

(56) **References Cited**

U.S. PATENT DOCUMENTS

D433,073 S	10/2000	Sodano	
D435,615 S	12/2000	Besnard et al.	
D469,141 S	1/2003	Poynor et al.	
6,780,121 B2	8/2004	Herber	
D518,129 S	3/2006	Poynor et al.	
D521,093 S	5/2006	Jorgensen et al.	
D522,077 S *	5/2006	Schweigert et al.	D21/752
D522,601 S *	6/2006	Schweigert et al.	D21/752
D523,502 S	6/2006	Jorgensen	
D526,694 S *	8/2006	Schweigert et al.	D21/752
D534,229 S	12/2006	Barez et al.	
D541,364 S *	4/2007	Barez et al.	D21/759
D561,856 S	2/2008	Barez et al.	

D568,953 S *	5/2008	Harbert et al.	D21/752
D579,066 S	10/2008	Dipert et al.	
D591,816 S *	5/2009	Vehse et al.	D21/759
D592,721 S *	5/2009	Foster et al.	D21/752

* cited by examiner

Primary Examiner—Mitchell I Siegel

(74) *Attorney, Agent, or Firm*—Klarquist Sparkman, LLP

(57) **CLAIM**

We claim the ornamental design for a golf club head, as shown and described.

DESCRIPTION

FIG. 1 is a perspective view of a golf club head, as viewed from the front, above and one side, according to one embodiment.

FIG. 2 is a perspective view of the golf club head of FIG. 1, as viewed from the rear, below and one side.

FIG. 3 is a front elevation view of the golf club head of FIG. 1.

FIG. 4 is a top plan view of the golf club head of FIG. 1.

FIG. 5 is a side elevation view of the toe of the golf club head of FIG. 1.

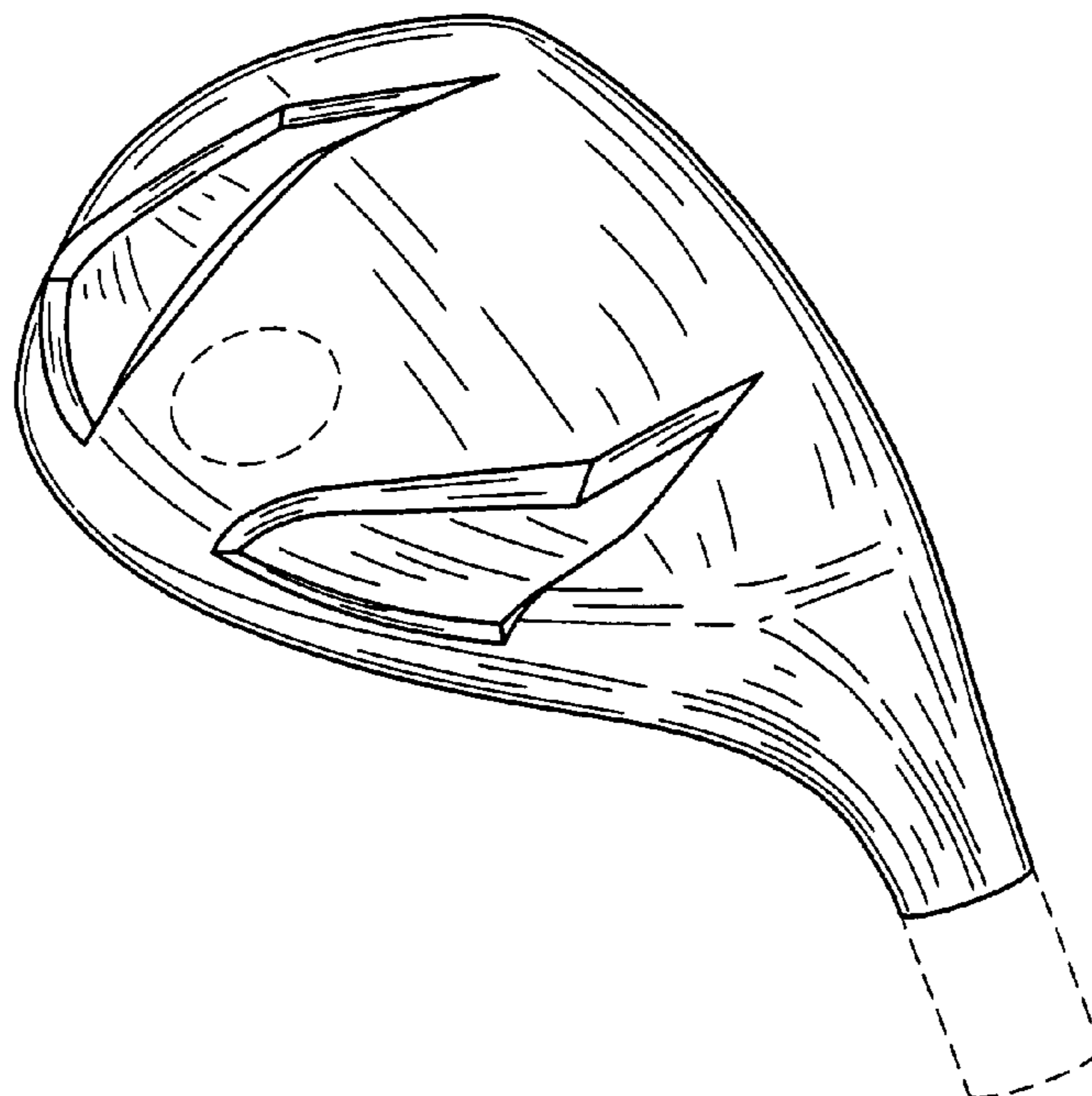
FIG. 6 is a side elevation view of the heel of the golf club head of FIG. 1.

FIG. 7 is a rear elevation view of the golf club head of FIG. 1; and,

FIG. 8 is a bottom plan view of the golf club head of FIG. 1.

The dashed lines in the drawings are for illustrative purpose only and form no part of the claimed design.

1 Claim, 4 Drawing Sheets



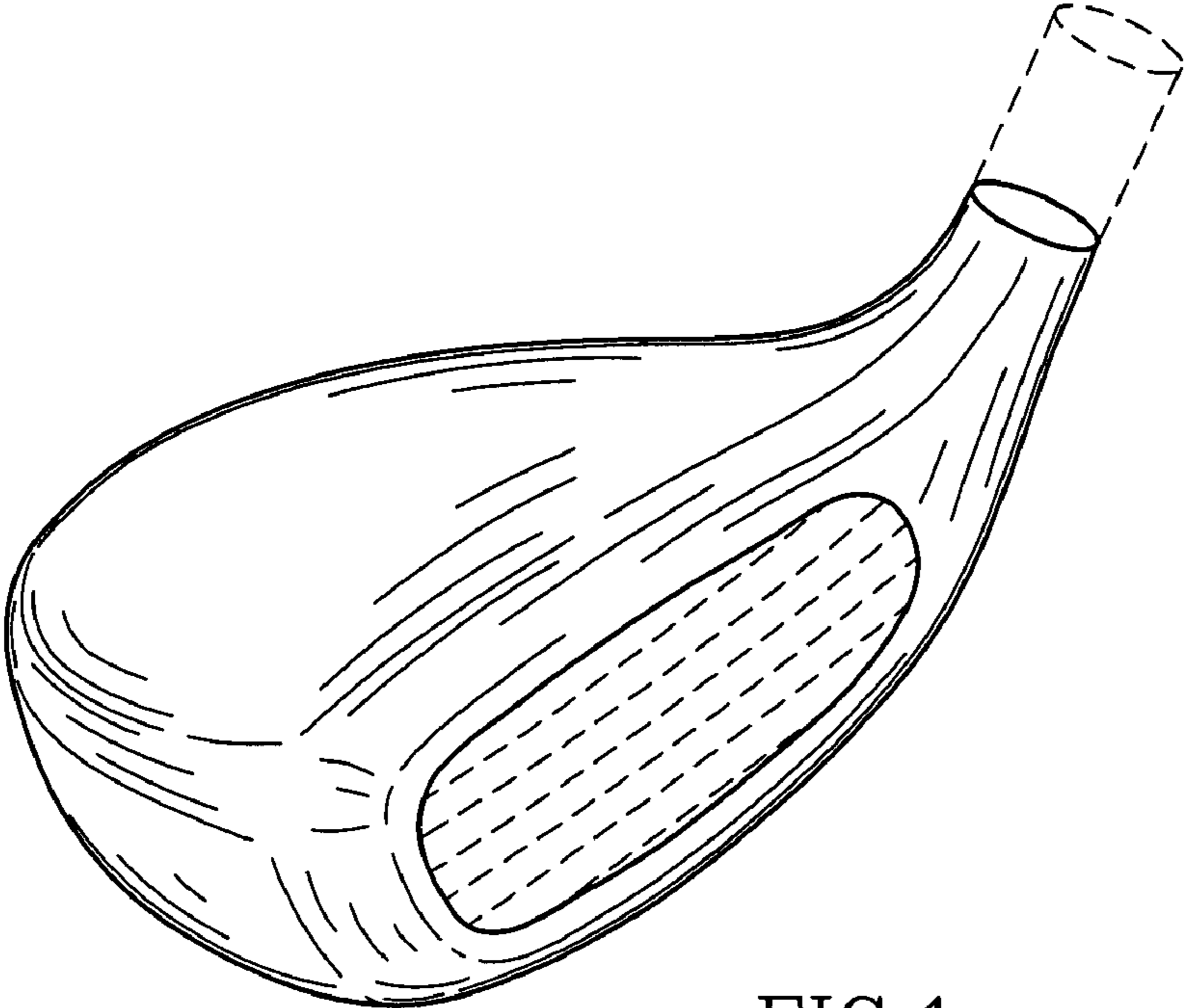


FIG.1

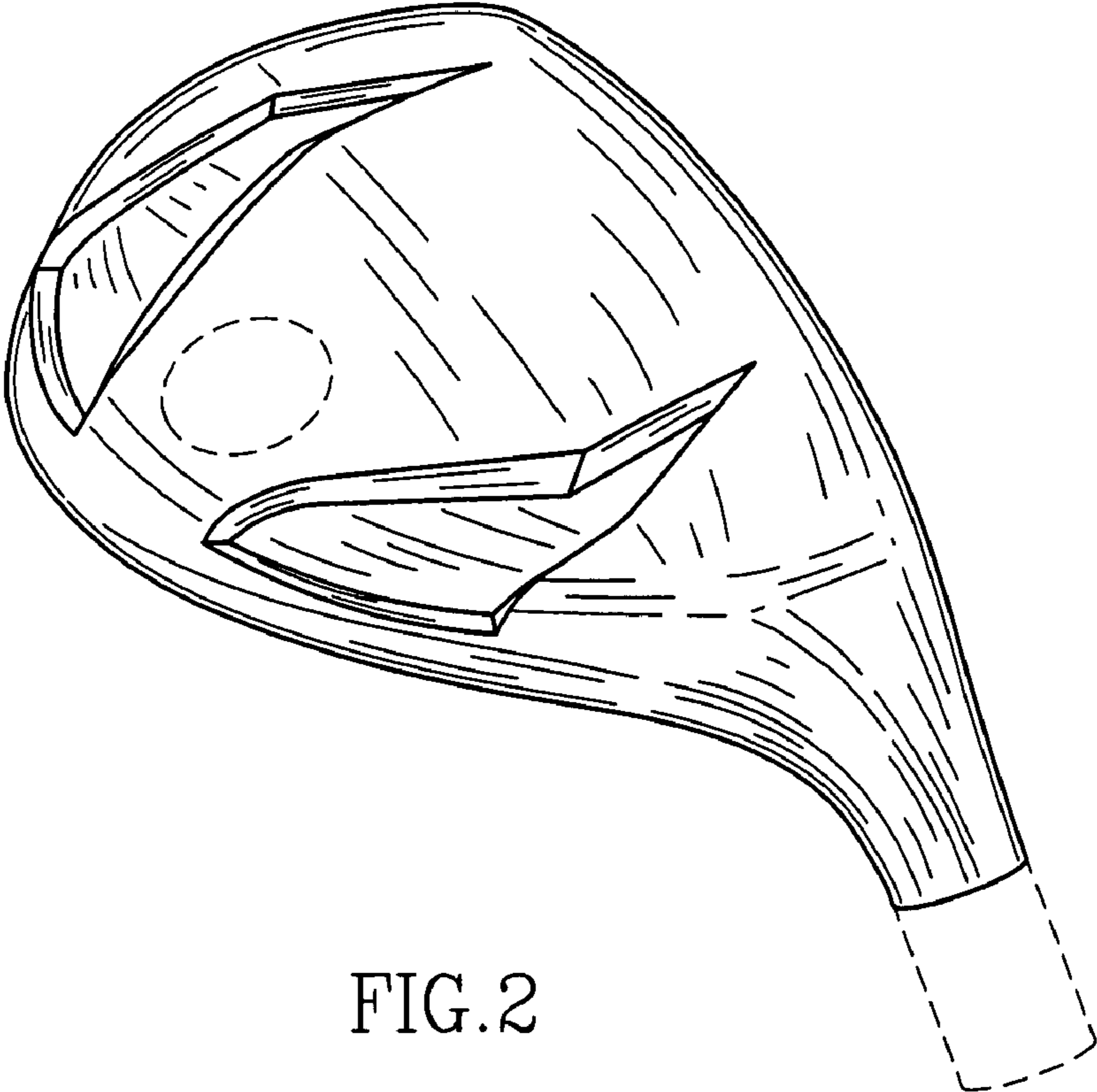


FIG.2

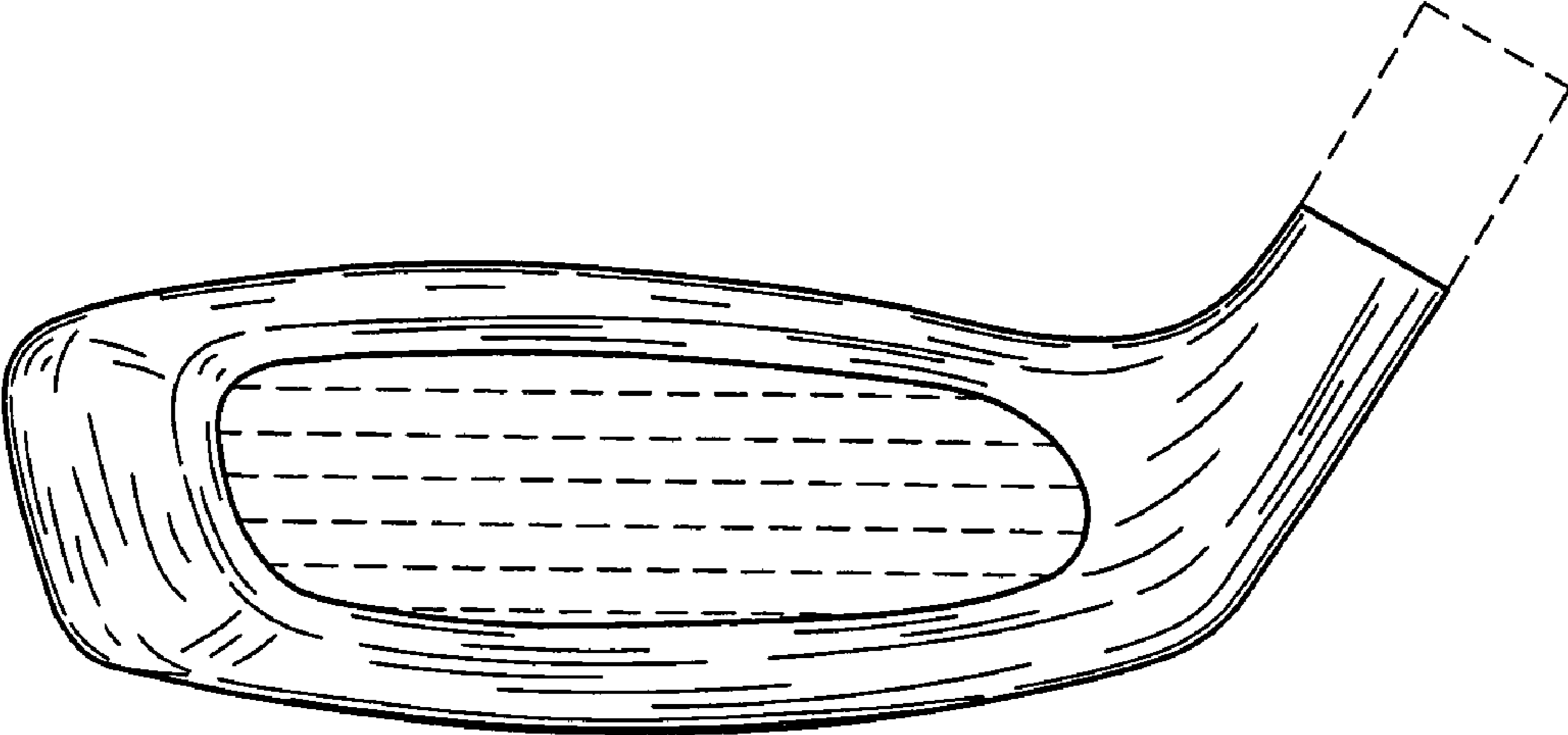


FIG. 3




FIG. 4




FIG. 5




FIG. 6




FIG. 7

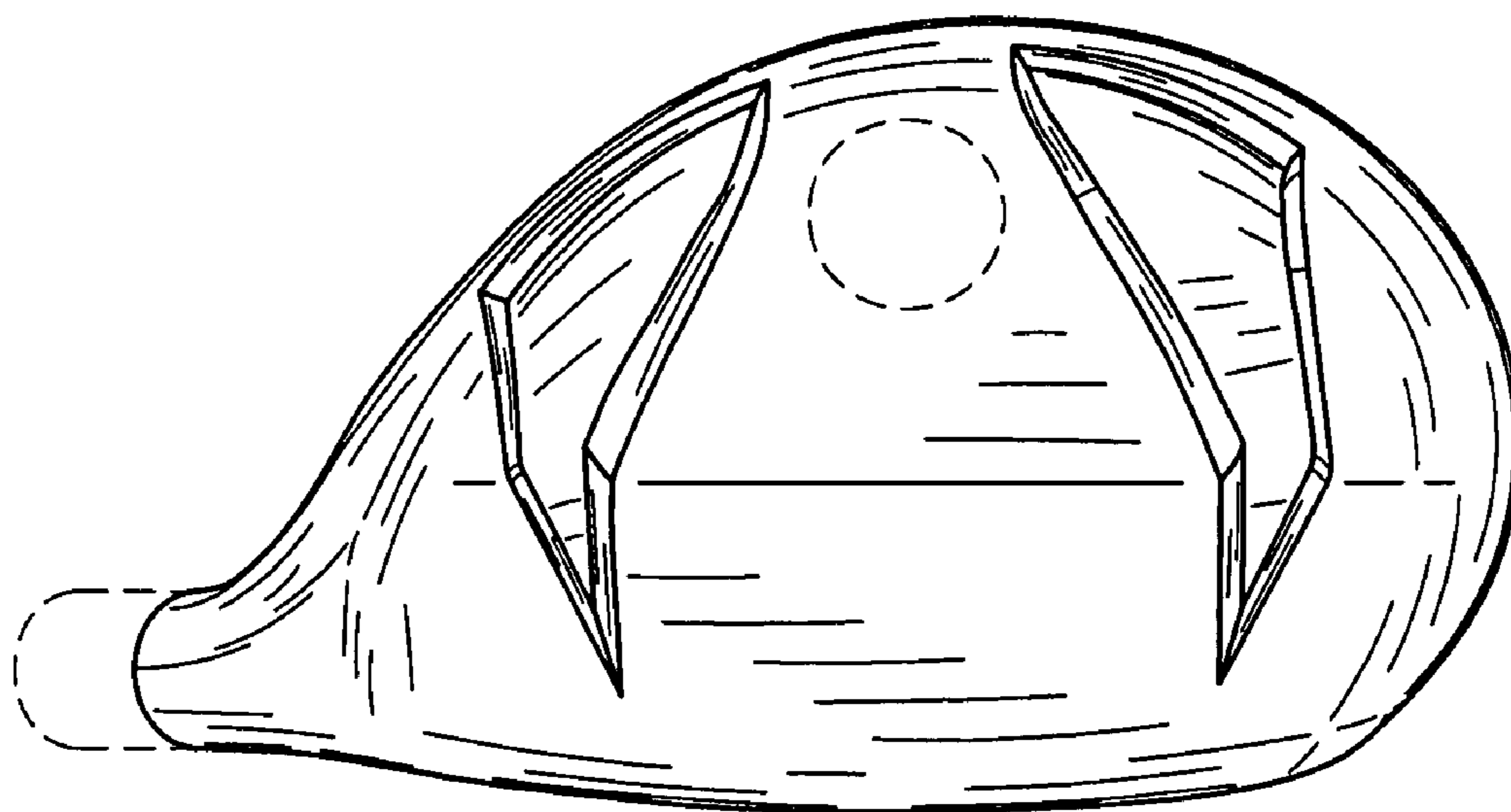


FIG. 8