



US00D603912S

(12) **United States Design Patent**  
**Miller**

(10) **Patent No.:** **US D603,912 S**

(45) **Date of Patent:** **\*\* Nov. 10, 2009**

(54) **SOUND TOY**

(76) Inventor: **Cindy N. Miller**, 121 Hanworth La.,  
Daniels, WV (US) 25838

(\*\*) Term: **14 Years**

(21) Appl. No.: **29/337,226**

(22) Filed: **May 18, 2009**

(51) **LOC (9) Cl.** ..... **21-01**

(52) **U.S. Cl.** ..... **D21/578**

(58) **Field of Classification Search** ..... D21/578-583,  
D21/621, 622; 446/268, 360, 361, 376, 379,  
446/382-384; D15/199; D14/207

See application file for complete search history.

(56) **References Cited**

**U.S. PATENT DOCUMENTS**

D437,368 S *	2/2001	Tsai	.....	D21/637
D453,361 S *	2/2002	Tsai	.....	D21/578
D460,131 S *	7/2002	Koshiishi	.....	D21/578
D492,359 S *	6/2004	So	.....	D19/90
D529,897 S *	10/2006	Topping	.....	D14/207
D534,971 S *	1/2007	Chung	.....	D21/578
D536,010 S *	1/2007	Takahashi	.....	D15/199
D541,353 S *	4/2007	Takahashi	.....	D21/578
D561,797 S *	2/2008	Mitchell	.....	D15/199

D561,848 S *	2/2008	Robinson	.....	D21/578
D566,793 S *	4/2008	Mitchell	.....	D21/578
D578,170 S *	10/2008	Chiang et al.	.....	D21/578
D593,165 S *	5/2009	Hetrick et al.	.....	D21/578

\* cited by examiner

*Primary Examiner*—Janice E Seeger

*Assistant Examiner*—Zenia I Bennett

(74) *Attorney, Agent, or Firm*—Sara Centinoi Kanos; Nexsen  
Pruet, LLC

(57) **CLAIM**

I claim the ornamental design for a sound toy, as shown and described.

**DESCRIPTION**

FIG. 1 is a perspective view showing my new design;

FIG. 2 is a front elevational view thereof;

FIG. 3 is a bottom plan view thereof;


FIG. 4 is a top plan view thereof;

FIG. 5 is rear elevational view thereof;

FIG. 6 is a left side elevational view thereof; and,

FIG. 7 is a right side elevational view thereof.

**1 Claim, 4 Drawing Sheets**






FIG. 1




FIG. 2

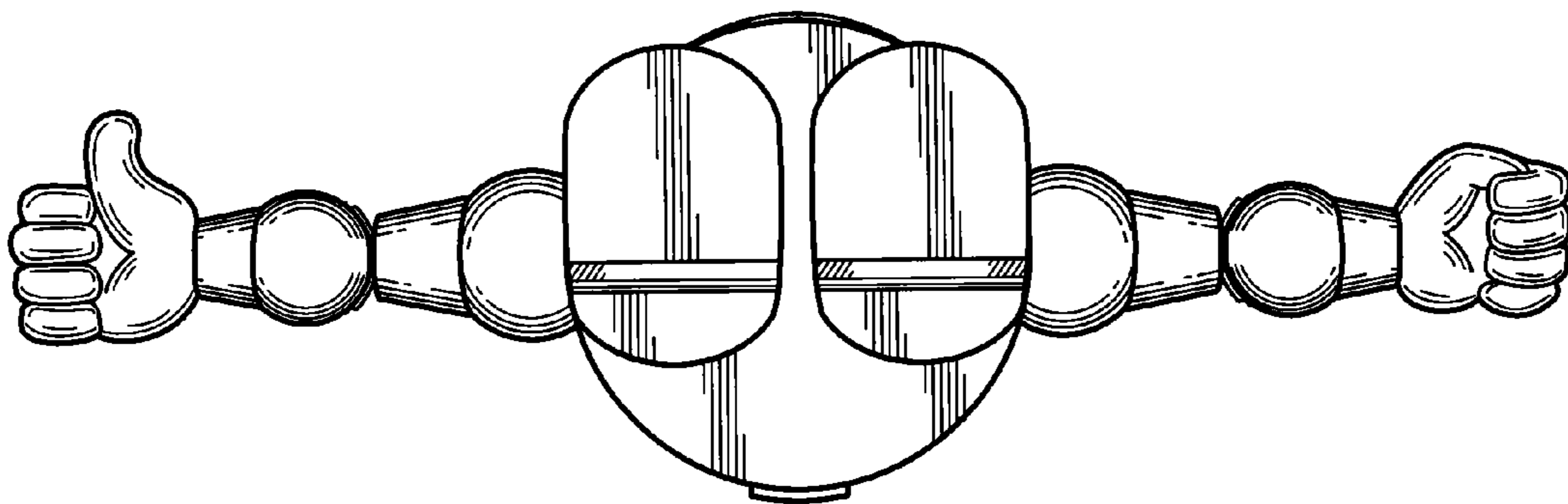


FIG. 3

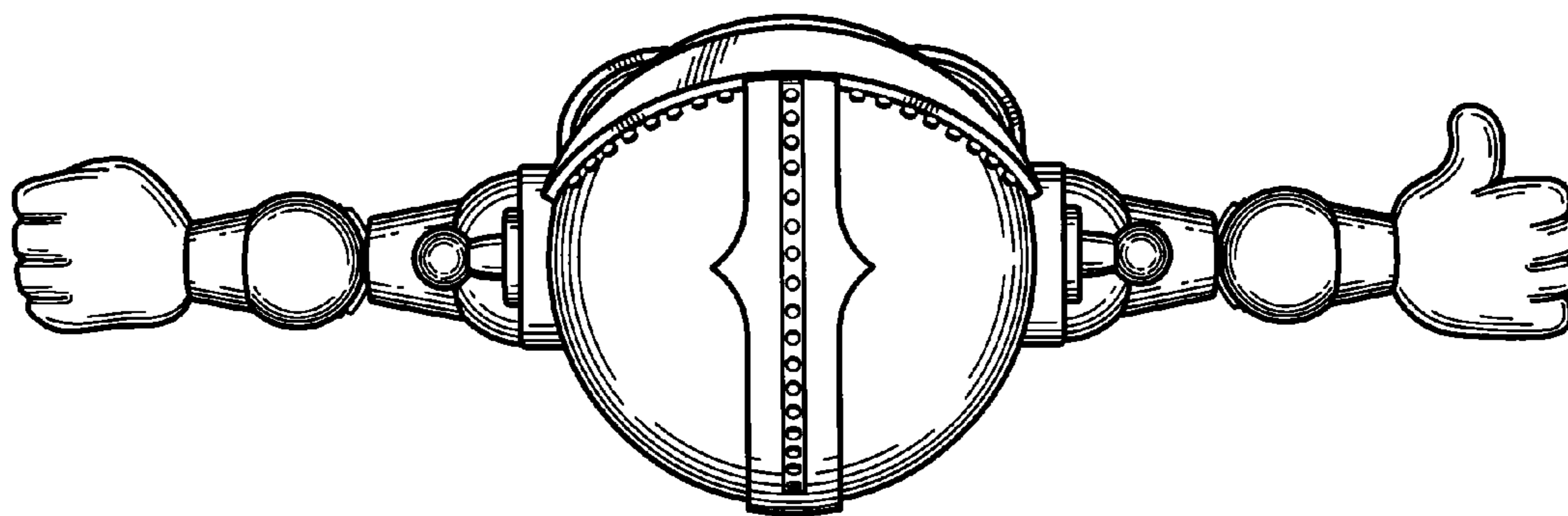


FIG. 4

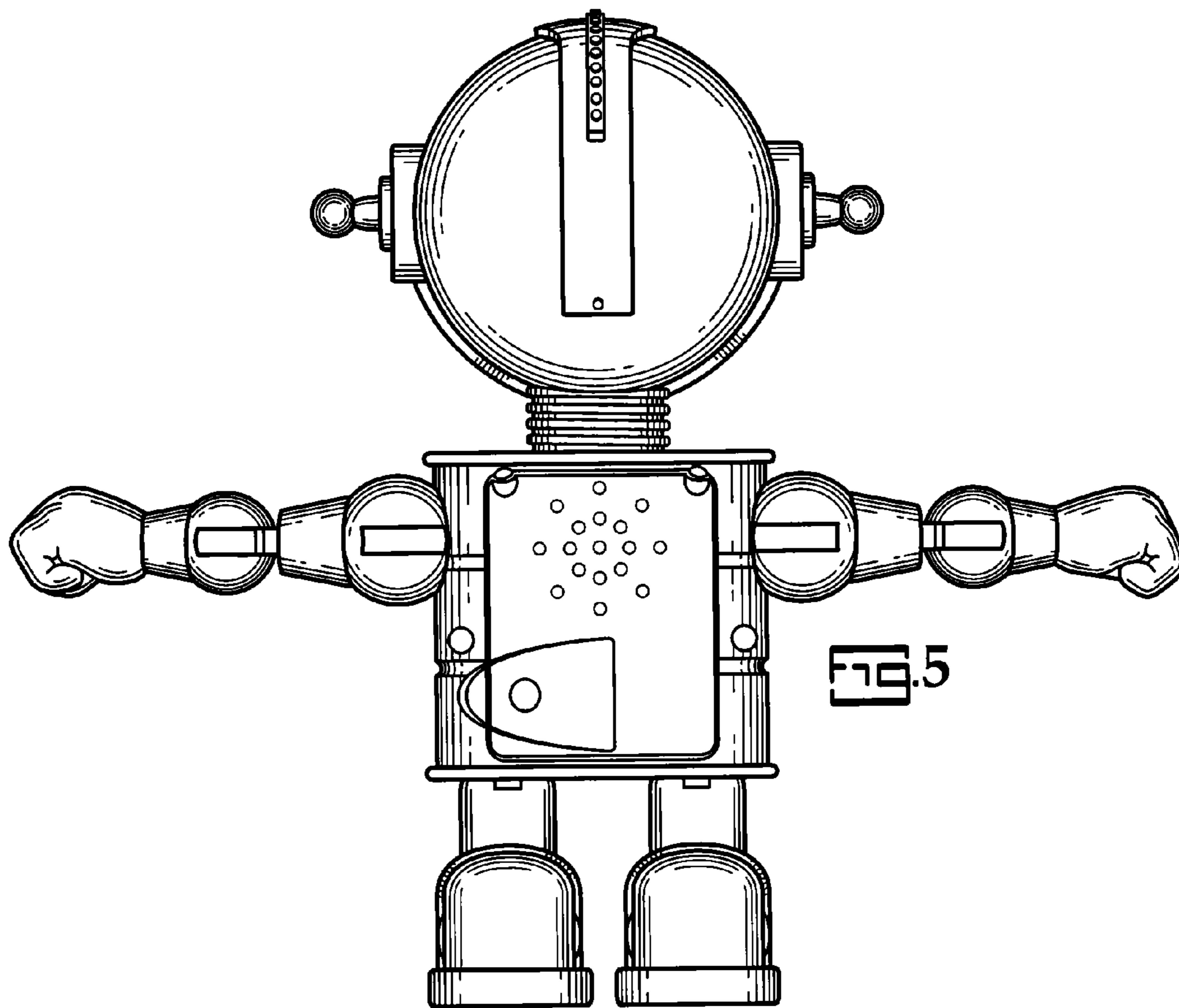


FIG. 5



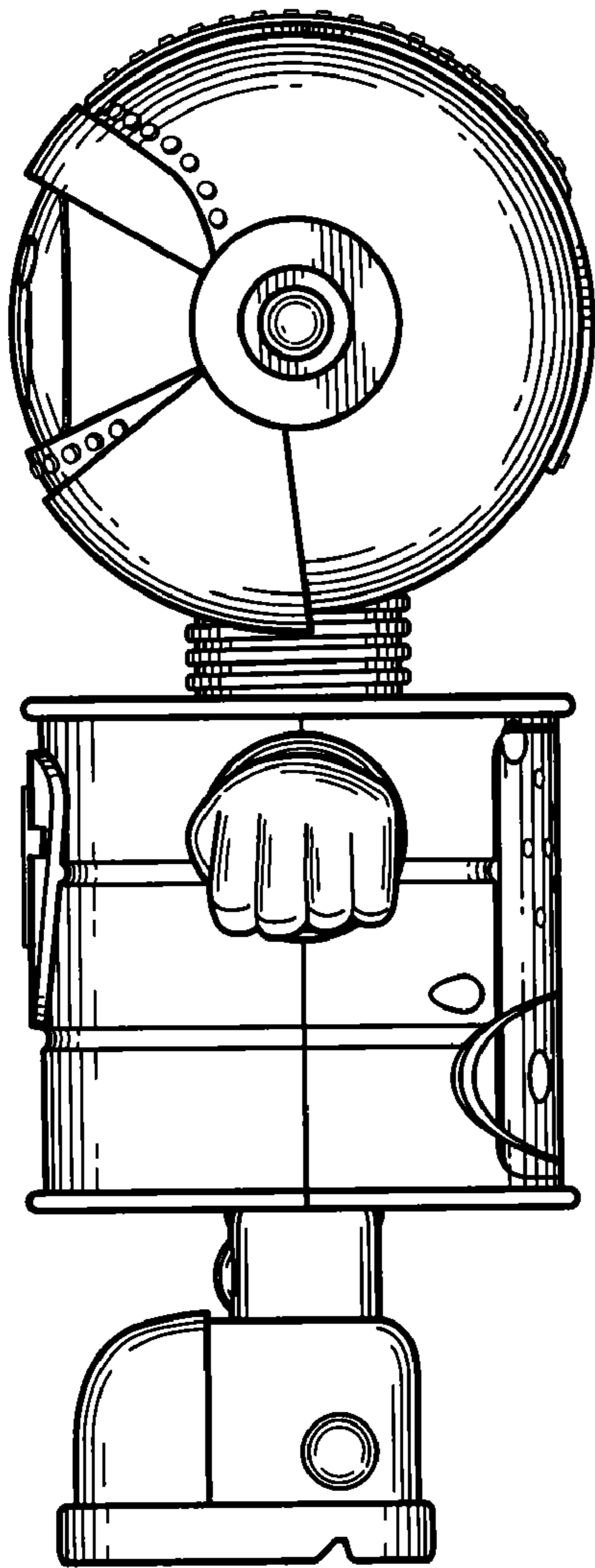


FIG. 6




FIG. 7