



US00D603901S

(12) **United States Design Patent**
Rolion et al.

(10) **Patent No.:** **US D603,901 S**

(45) **Date of Patent:** **** Nov. 10, 2009**

(54) **WRITING INSTRUMENT CAP**

(75) Inventors: **Franck Rolion**, Asnières-sur-Oise (FR);
Franck Vadenne, Bezons (FR)

(73) Assignee: **Societe BIC, S.A.**, Clichy (FR)

(**) Term: **14 Years**

(21) Appl. No.: **29/329,811**

(22) Filed: **Dec. 22, 2008**

(51) **LOC (9) Cl.** **19-06**

(52) **U.S. Cl.** **D19/57**

(58) **Field of Classification Search** D19/35,
D19/36, 41-51, 53-57; 24/11 F, 11 P, 11 R;
401/52, 99, 100, 104-109, 192, 195, 196
See application file for complete search history.

(56) **References Cited**

U.S. PATENT DOCUMENTS

D181,883 S *	1/1958	Sherman	D19/49
D339,162 S *	9/1993	Verhaegue	D19/51
D390,872 S *	2/1998	Sunaga	D19/36
D392,316 S *	3/1998	Verhaeghe	D19/49
D398,934 S *	9/1998	Veillon	D19/51
D409,657 S *	5/1999	Veillon et al.	D19/43
D427,634 S *	7/2000	Izushima	D19/56
D531,218 S *	10/2006	Tatic	D19/50

D562,384 S *	2/2008	Qiu	D19/36
D562,395 S *	2/2008	Qiu et al.	D19/51
D566,179 S *	4/2008	Qiu et al.	D19/51
D576,675 S *	9/2008	Kent et al.	D19/49
D591,352 S *	4/2009	Gerules et al.	D19/50

* cited by examiner

Primary Examiner—Elizabeth A Albert

(74) *Attorney, Agent, or Firm*—The H.T. Than Law Group

(57) **CLAIM**

What is claimed is the ornamental design for a writing instrument cap, as shown and described.

DESCRIPTION

FIG. 1 is a perspective view of a writing instrument cap according to the present invention;

FIG. 2 is a front elevational view thereof;

FIG. 3 is a rear elevational view thereof;

FIG. 4 is a right side elevational view thereof;

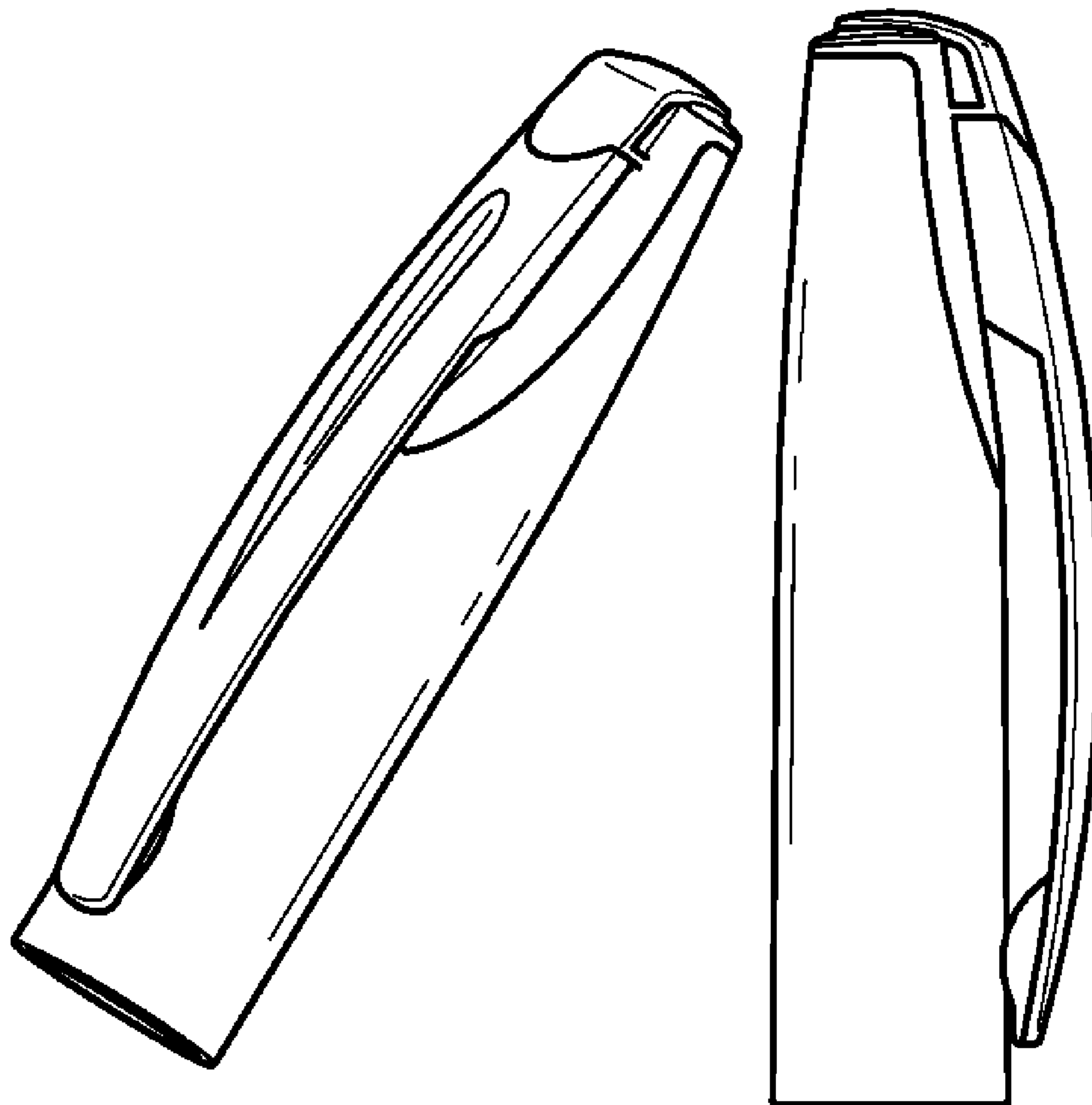
FIG. 5 is a left side elevational view thereof;

FIG. 6 is a top end view thereof; and,

FIG. 7 is a bottom end view thereof.

The broken line showing the inside in FIG. 7 is environmental matter and forms no part of the claimed design.

1 Claim, 7 Drawing Sheets



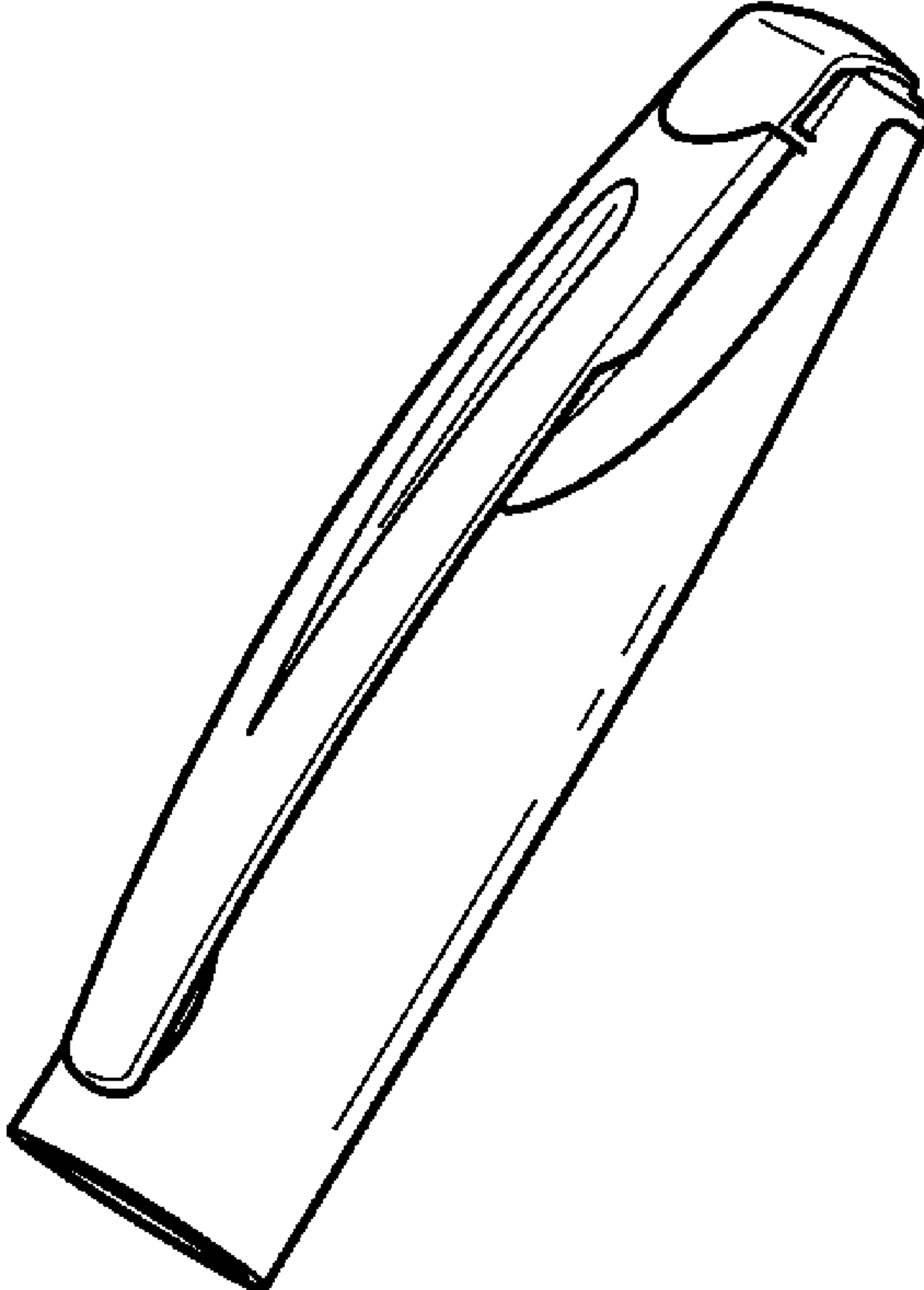


FIG. 1

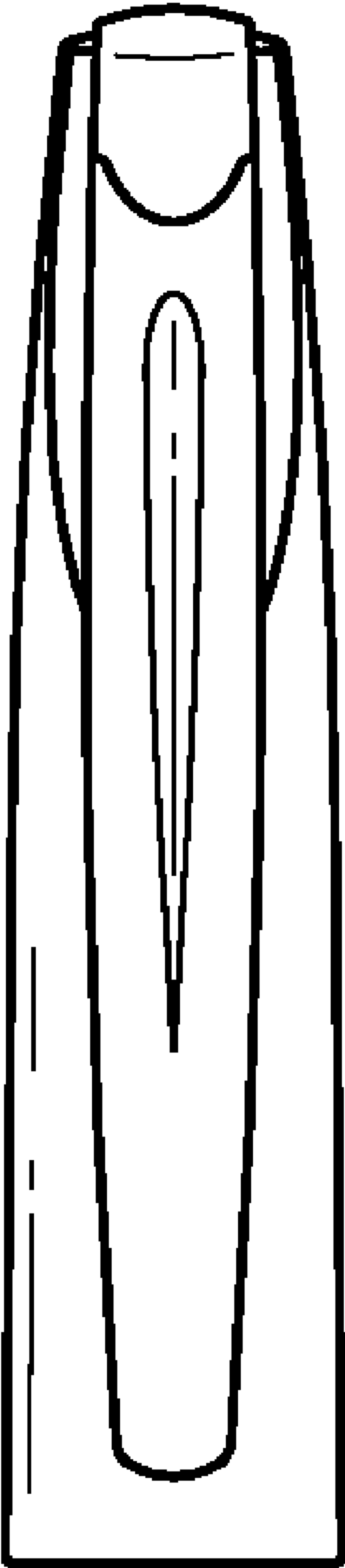


FIG. 2




FIG. 3

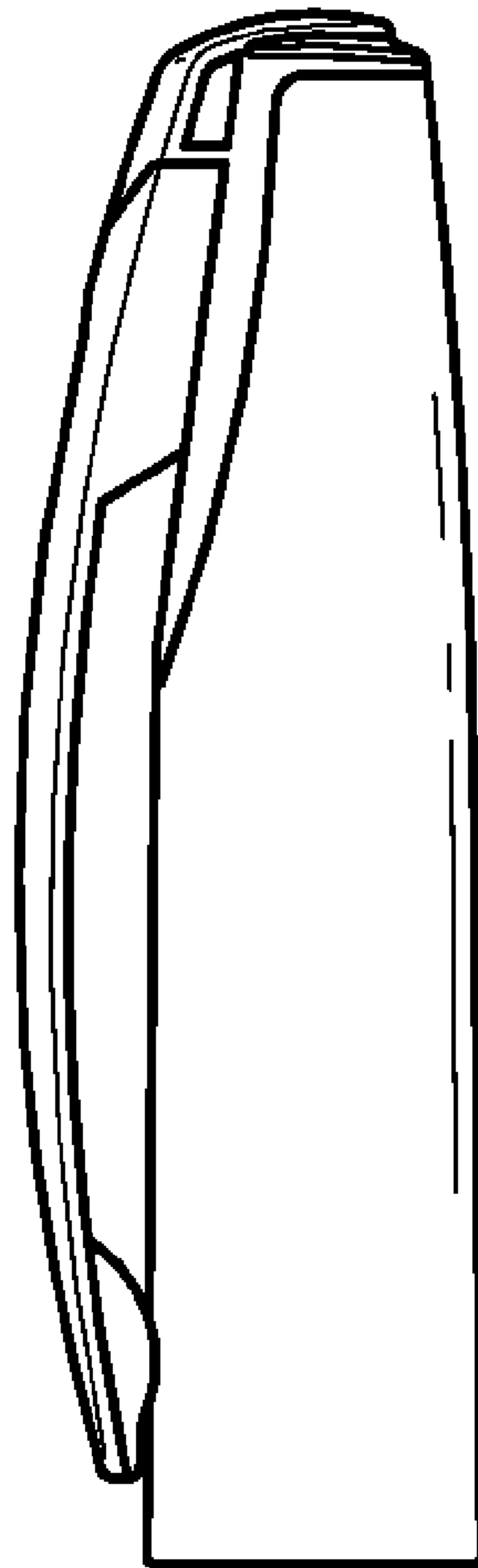


FIG. 4




FIG. 5




FIG. 6

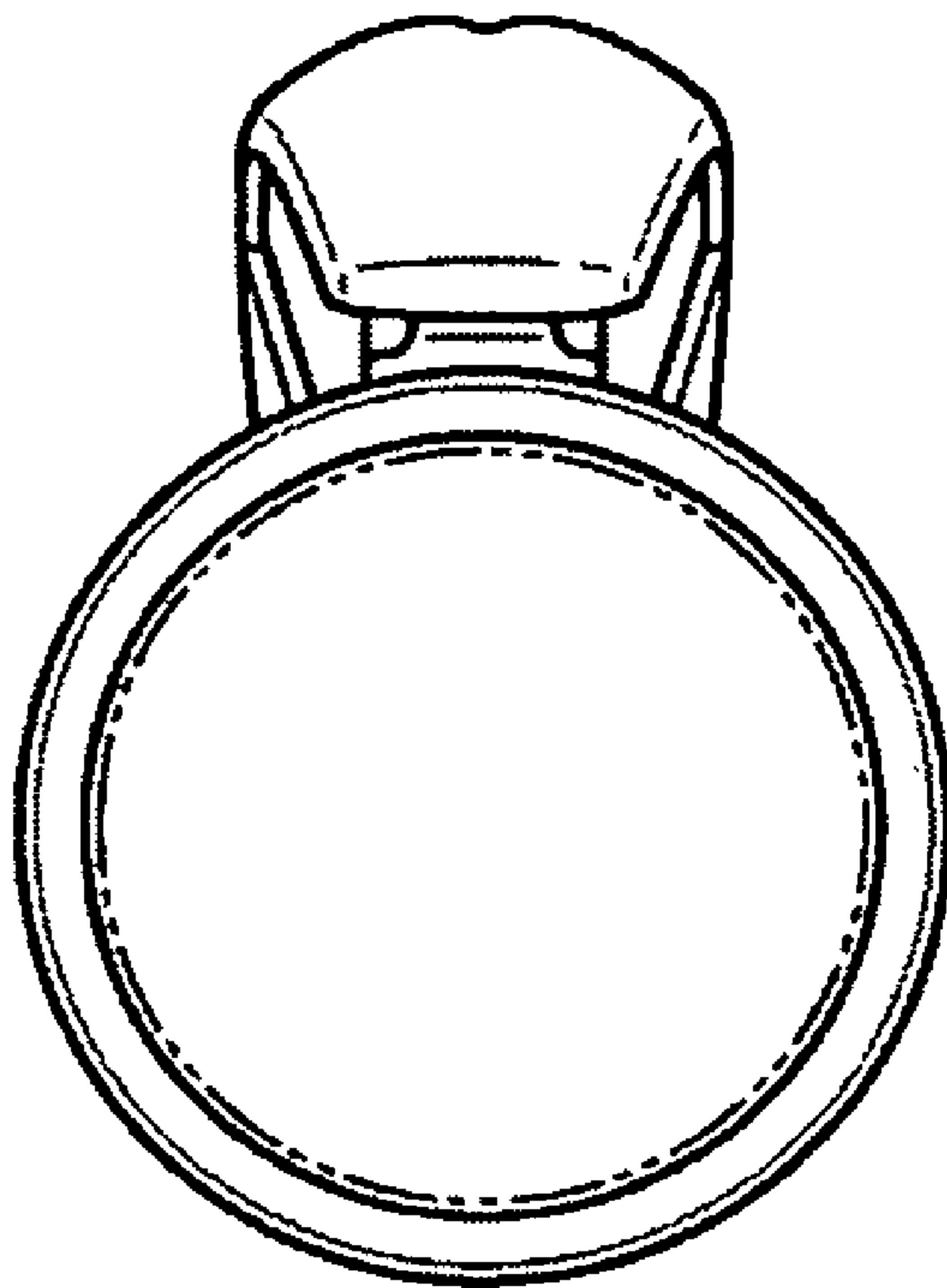


FIG. 7