



US00D603896S

(12) **United States Design Patent**
Deacon

(10) **Patent No.:** **US D603,896 S**

(45) **Date of Patent:** **** Nov. 10, 2009**

(54) **PEN WITH CAP**

(76) Inventor: **Michael George Deacon**, 113
Cherington, Yate, Bristol (GB) BS37
8UT

(**) Term: **14 Years**

(21) Appl. No.: **29/318,376**

(22) Filed: **May 19, 2008**

(30) **Foreign Application Priority Data**

Nov. 27, 2007 (EM) 000835996

(51) **LOC (9) Cl.** **19-06**

(52) **U.S. Cl.** **D19/45**

(58) **Field of Classification Search** D19/35,
D19/36, 41, 42, 43, 44, 45, 46, 47, 48, 49,
D19/50, 51, 52, 53, 54, 55, 56, 57; 24/11 F,
24/11 P, 11 R; 401/6, 52, 99, 100, 104, 105,
401/106, 107, 108, 109, 192, 195, 243, 244,
401/245, 246, 247; 708/107

See application file for complete search history.

(56) **References Cited**

U.S. PATENT DOCUMENTS

843,767 A * 2/1907 Plach 15/443
874,077 A * 12/1907 Huntley Jr. 401/93
1,117,475 A * 11/1914 Berggren 33/41.3
1,950,960 A * 3/1934 Wisser 33/27.02
D173,926 S * 1/1955 Zabilansky D19/50
2,911,950 A * 11/1959 Freeman 401/209
3,338,217 A * 8/1967 Harrison 401/88
D311,211 S * 10/1990 Oot D19/43
D341,161 S * 11/1993 Pure et al. D19/42
D352,957 S * 11/1994 Lehtimaki D19/36
D361,345 S * 8/1995 Chen D19/49

D363,738 S * 10/1995 Wong D19/45
5,527,124 A * 6/1996 Kolaric 401/6
6,250,828 B1 * 6/2001 Liu 401/6
D446,812 S * 8/2001 Liu D19/43
6,328,494 B1 * 12/2001 Moxon 401/8
D453,186 S * 1/2002 Simon D19/47
6,764,238 B2 * 7/2004 Weaver et al. 401/6
D500,084 S * 12/2004 Hester et al. D19/66
D504,150 S * 4/2005 Cheng D19/42
7,108,439 B2 * 9/2006 Zhu 401/6

FOREIGN PATENT DOCUMENTS

GB 2394209 4/2004
GB 2417223 2/2006

* cited by examiner

Primary Examiner—Elizabeth A Albert

Assistant Examiner—Karen E Eldridge Powers

(74) *Attorney, Agent, or Firm*—Stites & Harbison PLLC;
Douglas E. Jackson

(57) **CLAIM**

The ornamental design for a pen with cap, as shown and described.

DESCRIPTION

FIG. 1 is a perspective front, top and left side view of a pen with cap according to the present invention.

FIG. 2 is rear view thereof.

FIG. 3 is front view thereof.

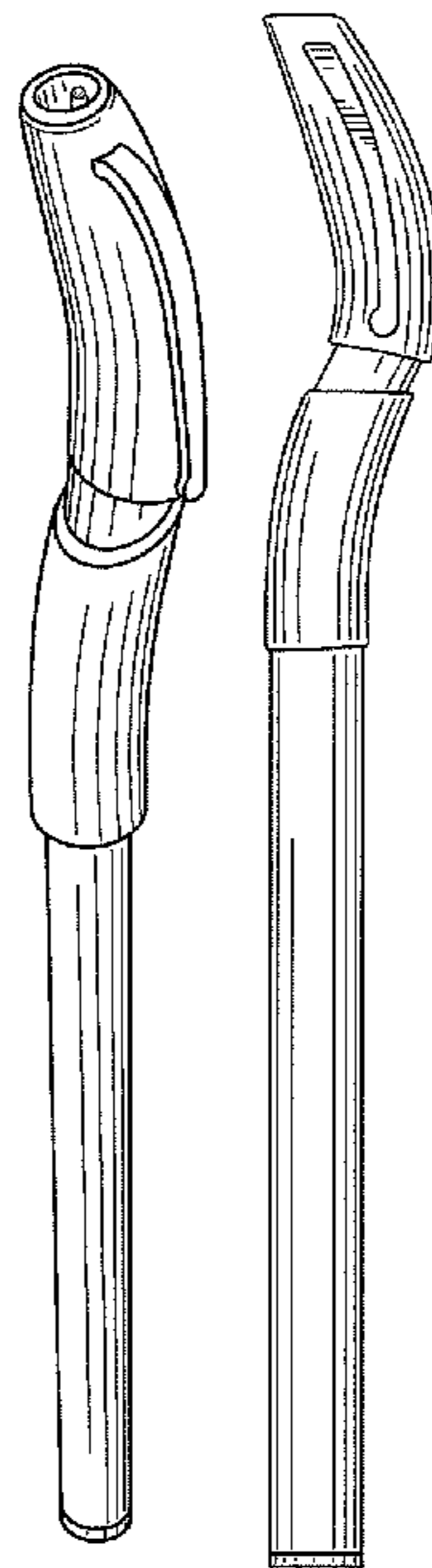
FIG. 4 is a left side view thereof.

FIG. 5 is a right side view thereof.

FIG. 6 is a top view thereof; and,

FIG. 7 is a bottom view thereof.

1 Claim, 6 Drawing Sheets



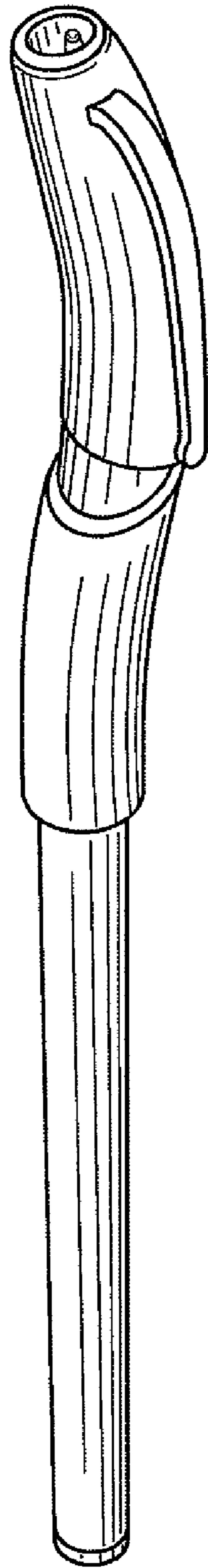


Fig. 1

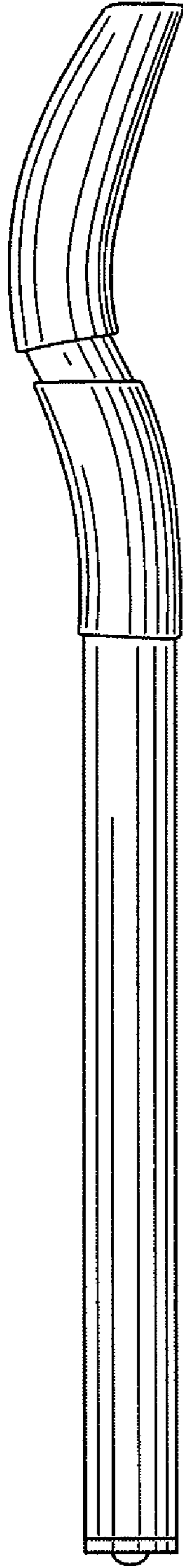


Fig. 2

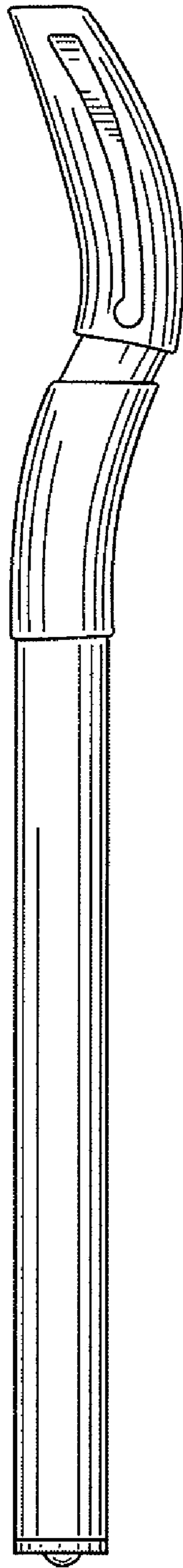


Fig. 3

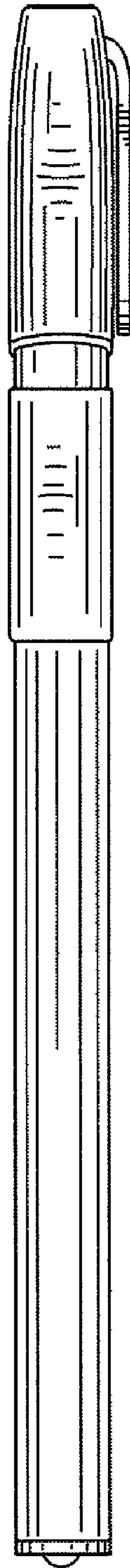


Fig. 4



Fig. 5

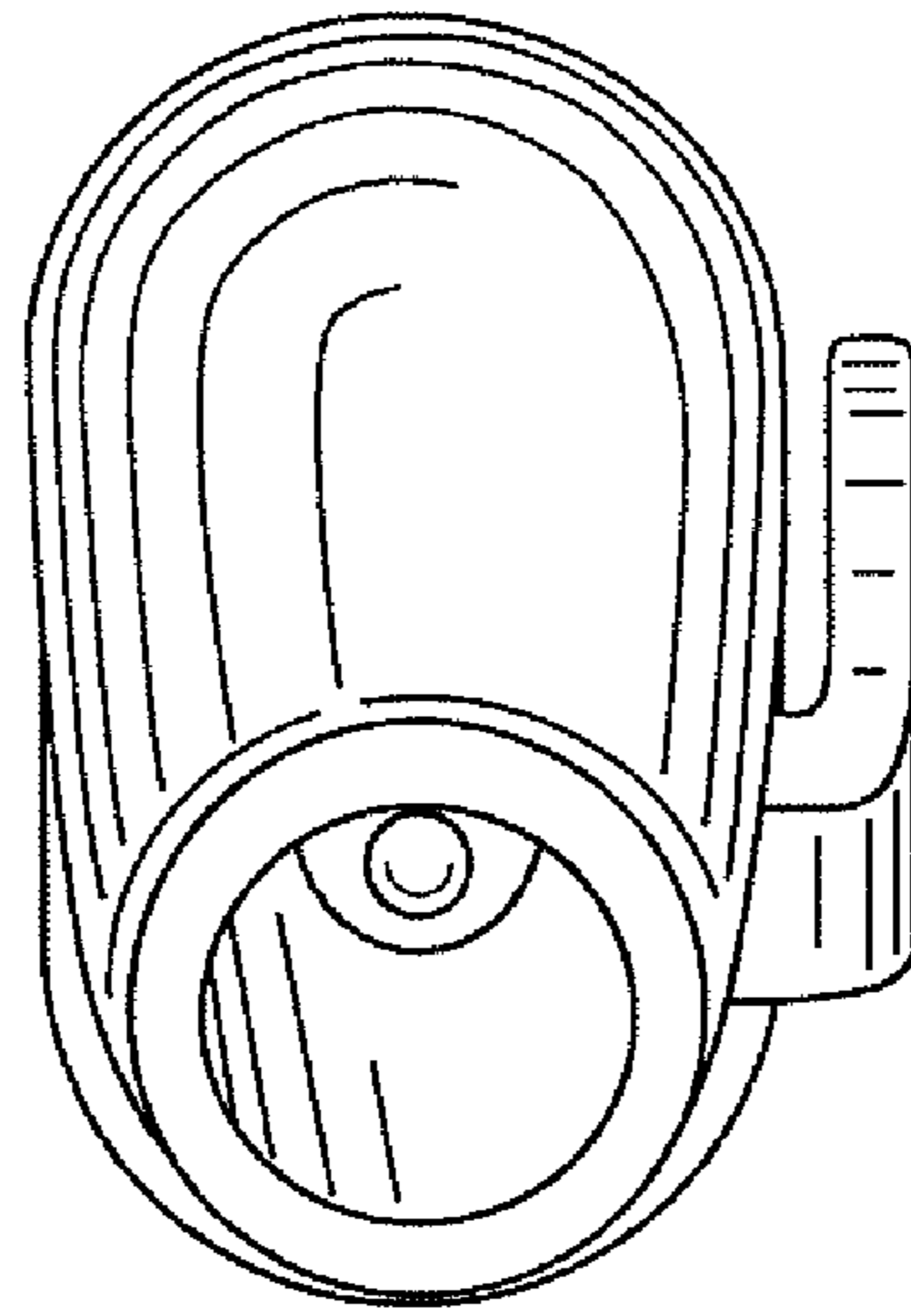


FIG. 6

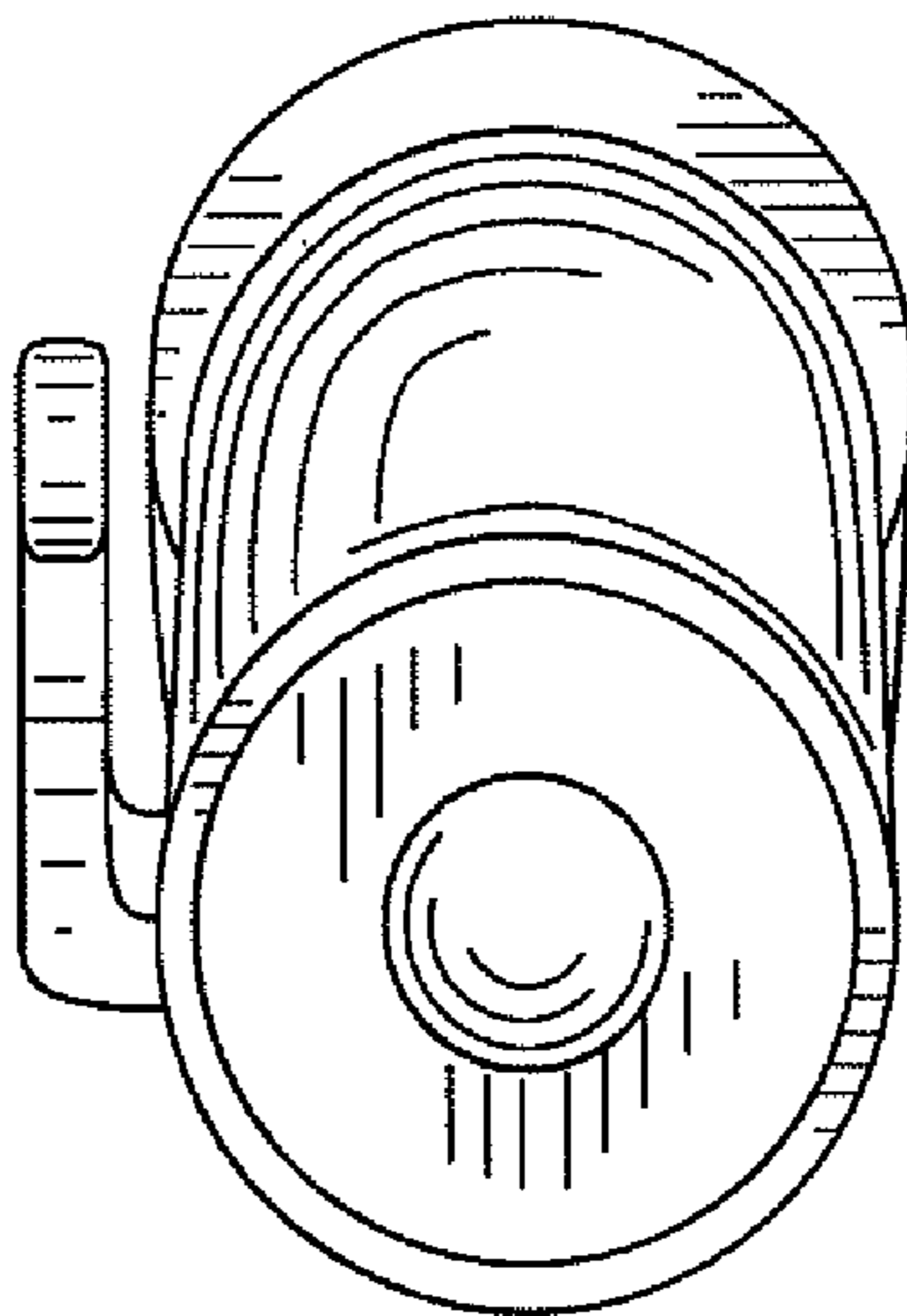


FIG. 7