



US00D603890S

(12) **United States Design Patent**
Whittington

(10) **Patent No.:** **US D603,890 S**

(45) **Date of Patent:** **** Nov. 10, 2009**

(54) **GLASSES**

(76) **Inventor:** **Peter C. Whittington**, 661 Richwood
La., Plantation, FL (US) 33317

(**) **Term:** **14 Years**

(21) **Appl. No.:** **29/335,081**

(22) **Filed:** **Apr. 8, 2009**

(51) **LOC (9) Cl.** **16-06**

(52) **U.S. Cl.** **D16/306; D16/326; D16/335**

(58) **Field of Classification Search** D16/101,
D16/300-342; D29/109-110; D24/110.2;
351/41, 44, 51-52, 62, 158, 92, 103-123,
351/140, 153, 45-46; 2/426-432, 447-449,
2/441, 434-437, 13, 15; D21/483, 659-661
See application file for complete search history.

(56) **References Cited**

U.S. PATENT DOCUMENTS

D172,534 S *	7/1954	Bloch	D16/326
D204,320 S *	4/1966	Carmichael	D16/321
D419,174 S *	1/2000	Grimaldi	D16/321
D436,614 S *	1/2001	Grimaldi	D16/321
D551,694 S *	9/2007	Hester	D16/335

D575,325 S * 8/2008 Wu D16/326

* cited by examiner

Primary Examiner—Raphael Barkai

(74) *Attorney, Agent, or Firm*—Laurence A. Greenberg;
Werner H. Stemer; Ralph E. Locher

(57) **CLAIM**

The ornamental design for the glasses, as shown and described.

DESCRIPTION

FIG. 1 is a side, perspective view of the glasses, showing my new design;

FIG. 2 is a front, perspective view thereof;

FIG. 3 is bottom, perspective view thereof;

FIG. 4 is a left-side view thereof;

FIG. 5 is a right-side view thereof;

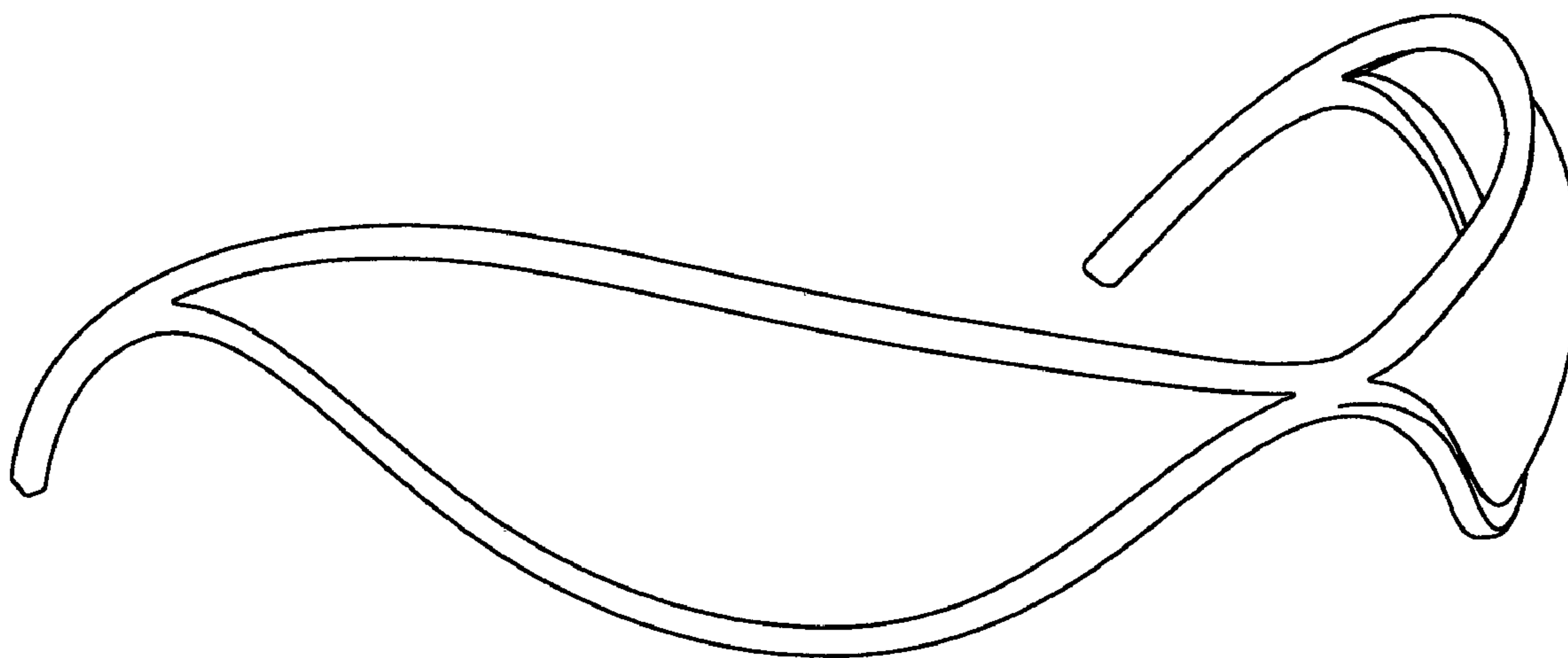
FIG. 6 is a front view thereof;

FIG. 7 is rear view thereof;

FIG. 8 is a top, plan view thereof; and,

FIG. 9 is a bottom, plan view thereof.

1 Claim, 9 Drawing Sheets



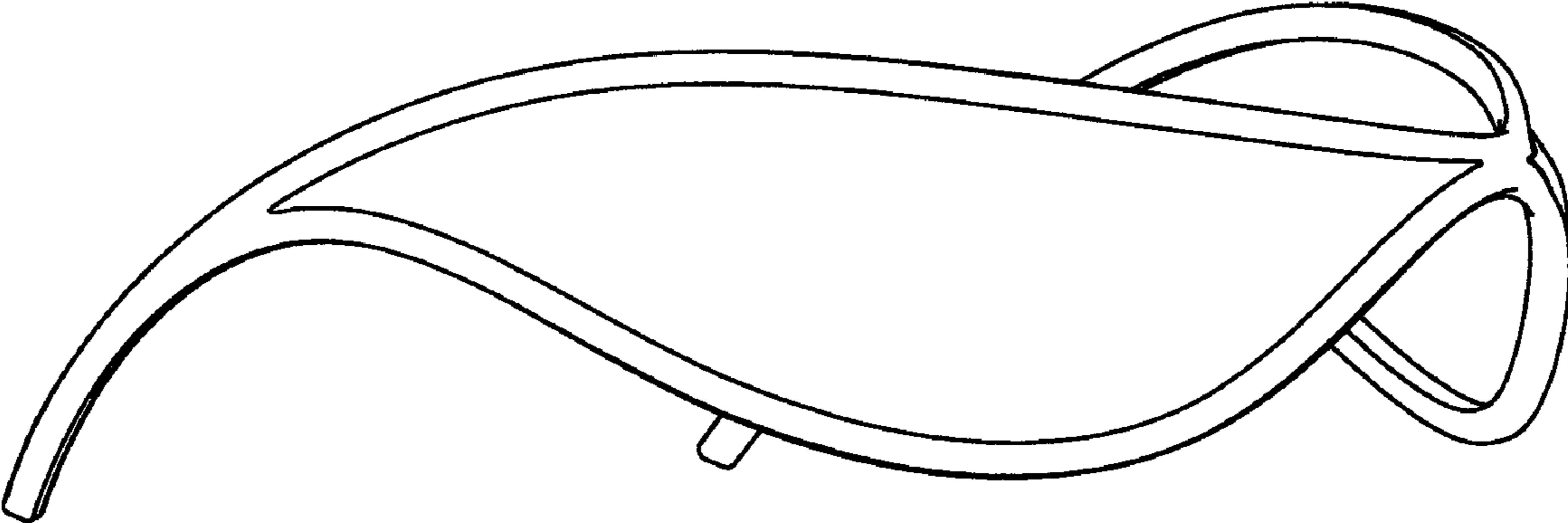


FIG. 1

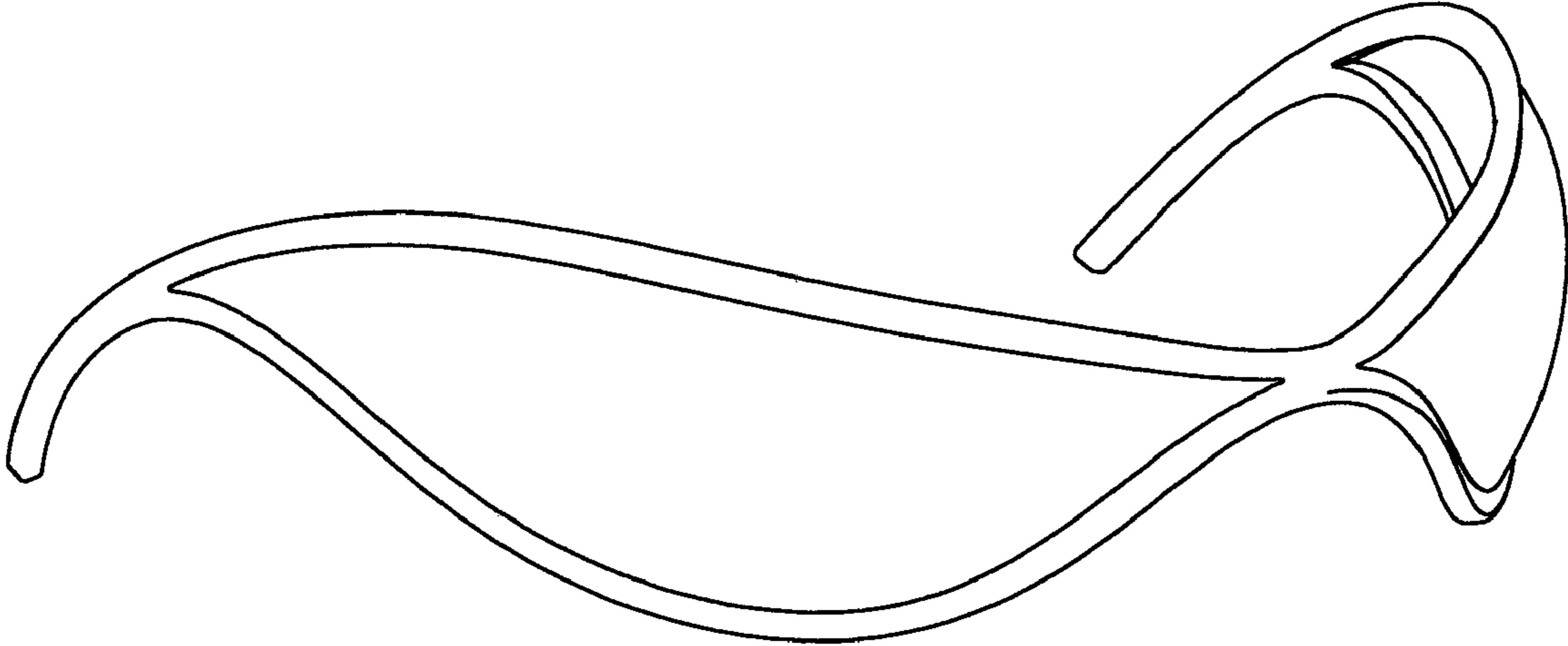


FIG. 2

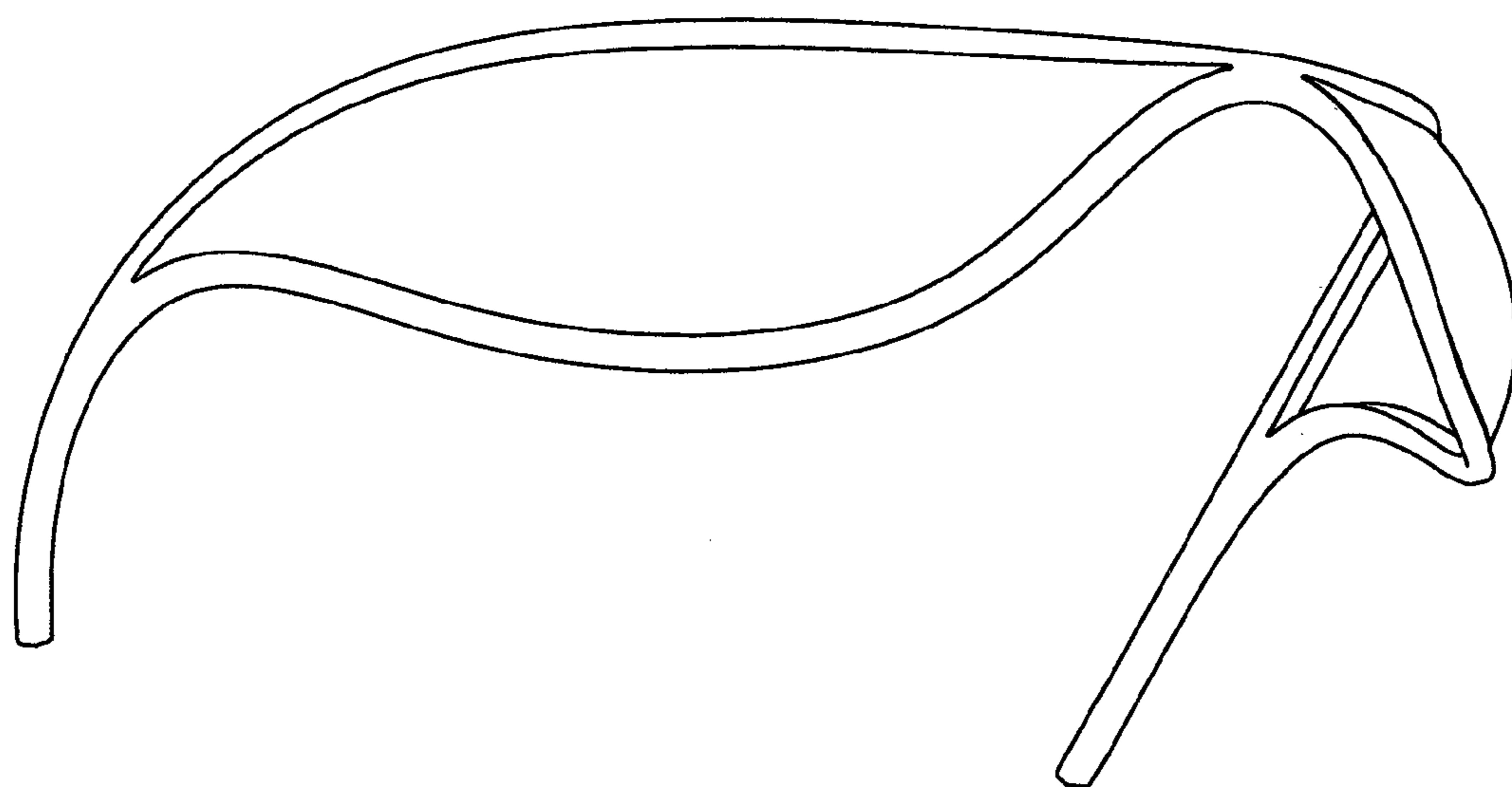


FIG. 3




FIG. 4




FIG. 5

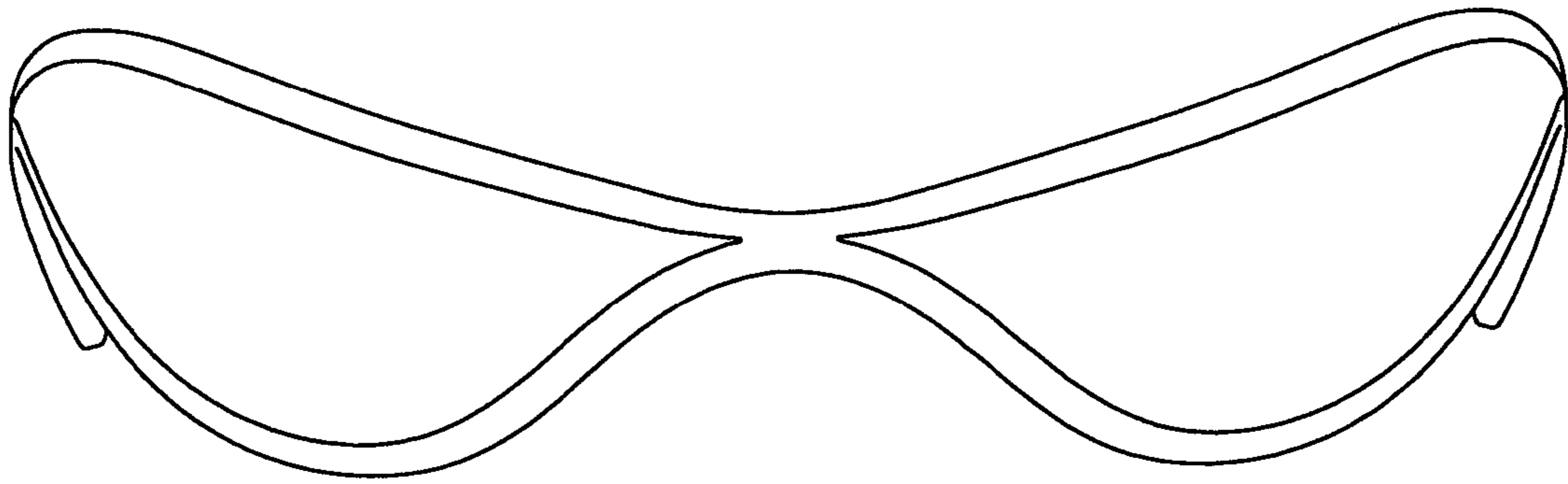


FIG. 6

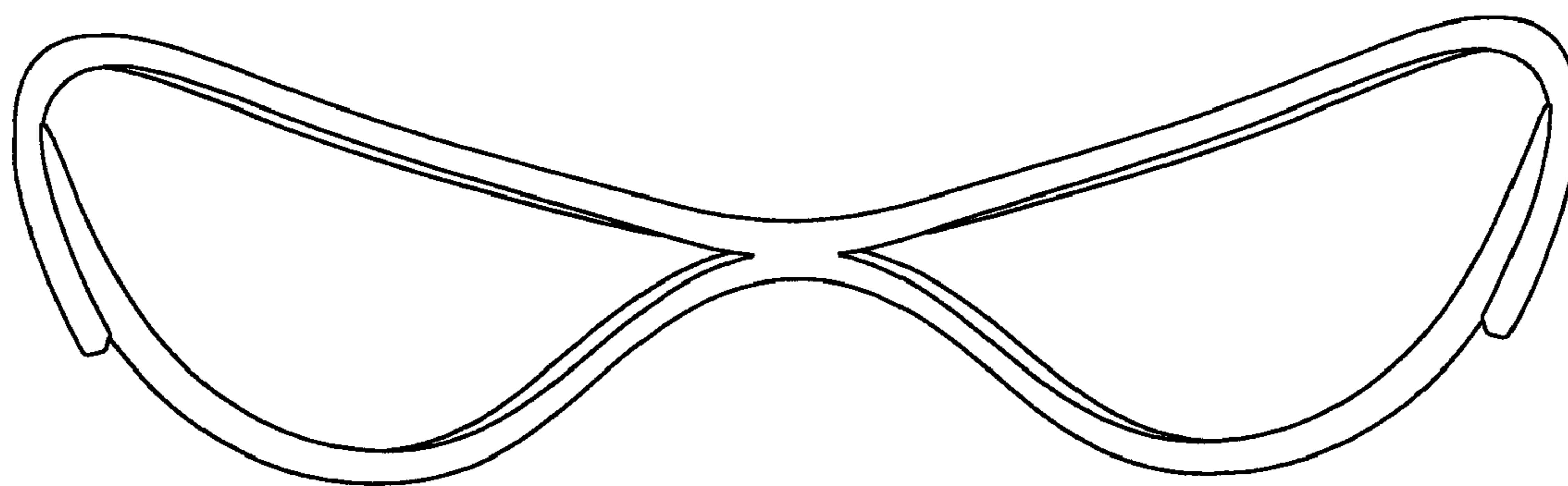


FIG. 7




FIG. 8




FIG. 9