



US00D603848S

(12) **United States Design Patent**
Lassally

(10) **Patent No.:** **US D603,848 S**

(45) **Date of Patent:** **** Nov. 10, 2009**

(54) **NOISE CANCELLING MICROPHONE**

(75) Inventor: **Teodoro Lassally**, Daytona Beach, FL
(US)

(73) Assignee: **Speedcom Communication, Inc.**,
Daytona Beach, FL (US)

(**) Term: **14 Years**

(21) Appl. No.: **29/328,422**

(22) Filed: **Nov. 24, 2008**

(51) **LOC (9) Cl.** **14-01**

(52) **U.S. Cl.** **D14/225**

(58) **Field of Classification Search** D14/225,
D14/226, 227, 228, 168, 163, 299, 188; 181/158,
181/242; 379/368, 430, 431; 381/90, 122,
381/153, 168, 169, 183, 355, 361
See application file for complete search history.

(56) **References Cited**

U.S. PATENT DOCUMENTS

1,232,924 A	7/1917	Jackson	
1,565,942 A	12/1925	Jenkins	
1,901,065 A	3/1933	Spotts	
1,907,893 A	5/1933	Stevens	
2,623,957 A	12/1952	Cragg	
D203,187 S *	12/1965	Deschamps	D14/225
D220,497 S *	4/1971	Egli et al.	D14/225
3,881,056 A	4/1975	Gibson	
D237,509 S *	11/1975	D'Amico	D14/225
D245,692 S *	9/1977	Imazeki	D14/225
D250,708 S *	1/1979	Sakaguchi	D14/225
4,263,484 A	4/1981	Hisatsune	
D277,853 S	3/1985	Thomas	
D278,333 S *	4/1985	Takata	D14/225
4,850,016 A	7/1989	Groves	
5,220,608 A	6/1993	Pfister	
5,225,639 A	7/1993	Kobayashi	
5,282,245 A	1/1994	Anderson	
5,288,955 A	2/1994	Staple	

D355,915 S *	2/1995	Chan	D14/225
D360,208 S *	7/1995	Richards	D14/204
5,442,713 A	8/1995	Patel	
D371,130 S *	6/1996	Formicola	D14/164
D371,785 S *	7/1996	DiCampli et al.	D14/163
D385,281 S *	10/1997	Volan et al.	D14/227
5,701,354 A	12/1997	Komoda	
6,009,184 A	12/1999	Tate	
D427,998 S	7/2000	Tate	
D427,999 S	7/2000	Tate	
D428,408 S	7/2000	Tate	
6,148,089 A	11/2000	Akino	
D442,166 S *	5/2001	Schmidt	D14/227
6,256,386 B1 *	7/2001	Phillips	379/430

(Continued)

FOREIGN PATENT DOCUMENTS

GB	191018198	0/1911
WO	WO 2008061808	5/2008

Primary Examiner—Paula Greene

(74) *Attorney, Agent, or Firm*—Kramer & Amado, PC

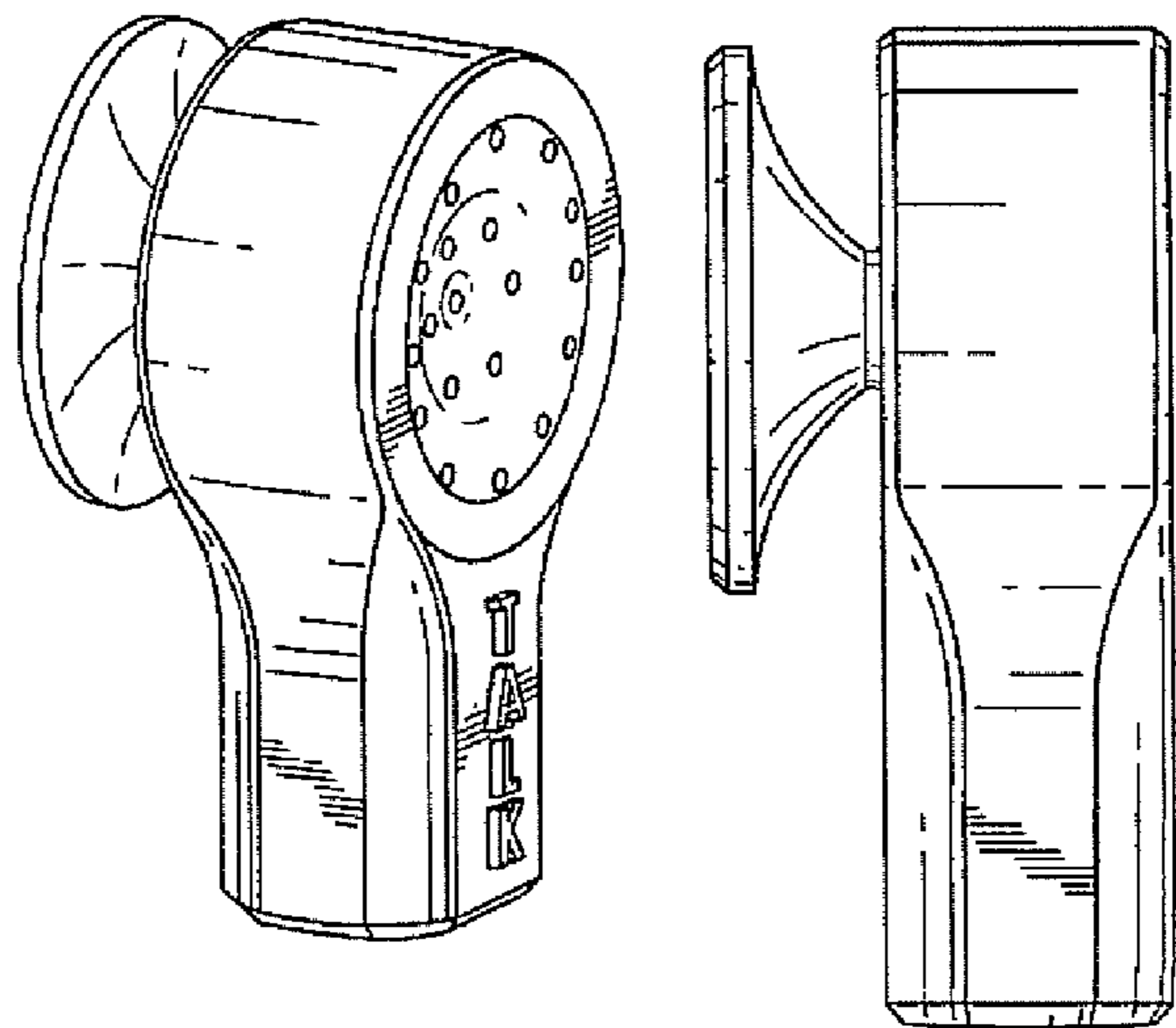
(57) **CLAIM**

I claim the Ornamental design for a noise cancelling microphone, as shown and described.

DESCRIPTION

FIG. 1 is a front perspective view of a noise cancelling microphone showing my new design;
FIG. 2 is a left rear perspective view thereof;
FIG. 3 is a right side elevational view thereof;
FIG. 4; is a left side elevational view thereof;
FIG. 5 is a front elevational view thereof;
FIG. 6 is a back elevational view thereof;
FIG. 7 is a top plan view thereof; and,
FIG. 8 is a bottom view thereof, wherein the broken lines form no part of the claimed design.

1 Claim, 3 Drawing Sheets



US D603,848 S

Page 2

U.S. PATENT DOCUMENTS

D448,019 S *	9/2001	Cebe et al.	D14/225	D507,261 S *	7/2005	Griffin	D14/226
D454,344 S	3/2002	Tate		D516,546 S *	3/2006	Sobol	D14/228
6,408,080 B1	6/2002	Koizumi		D529,902 S *	10/2006	Tan et al.	D14/225
D496,030 S *	9/2004	Harbeke	D14/225	7,369,664 B2	5/2008	Kargus	
D496,345 S *	9/2004	Shively	D14/188	2006/0193486 A1	8/2006	Kargus	

* cited by examiner

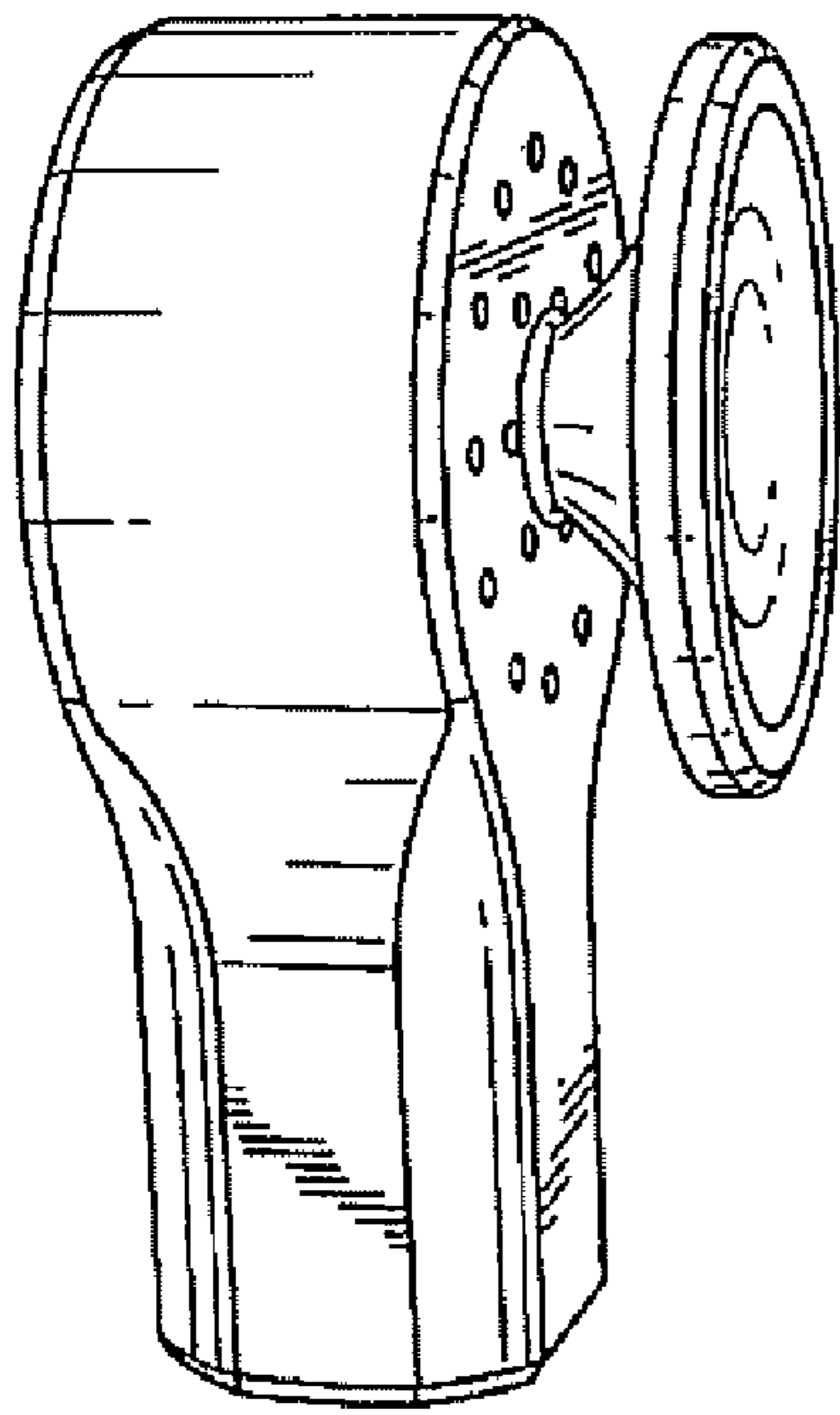


FIG. 1

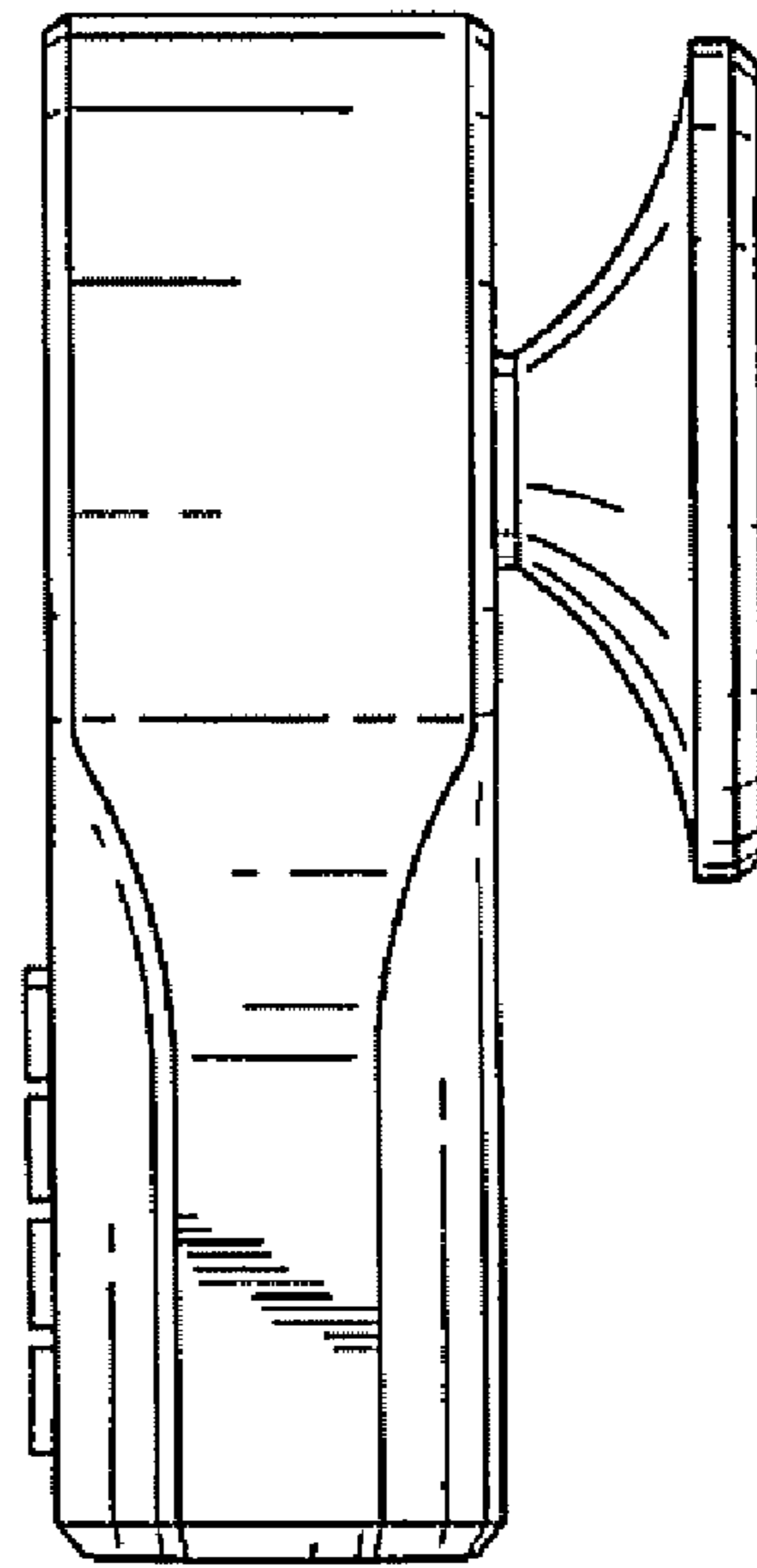


FIG. 3

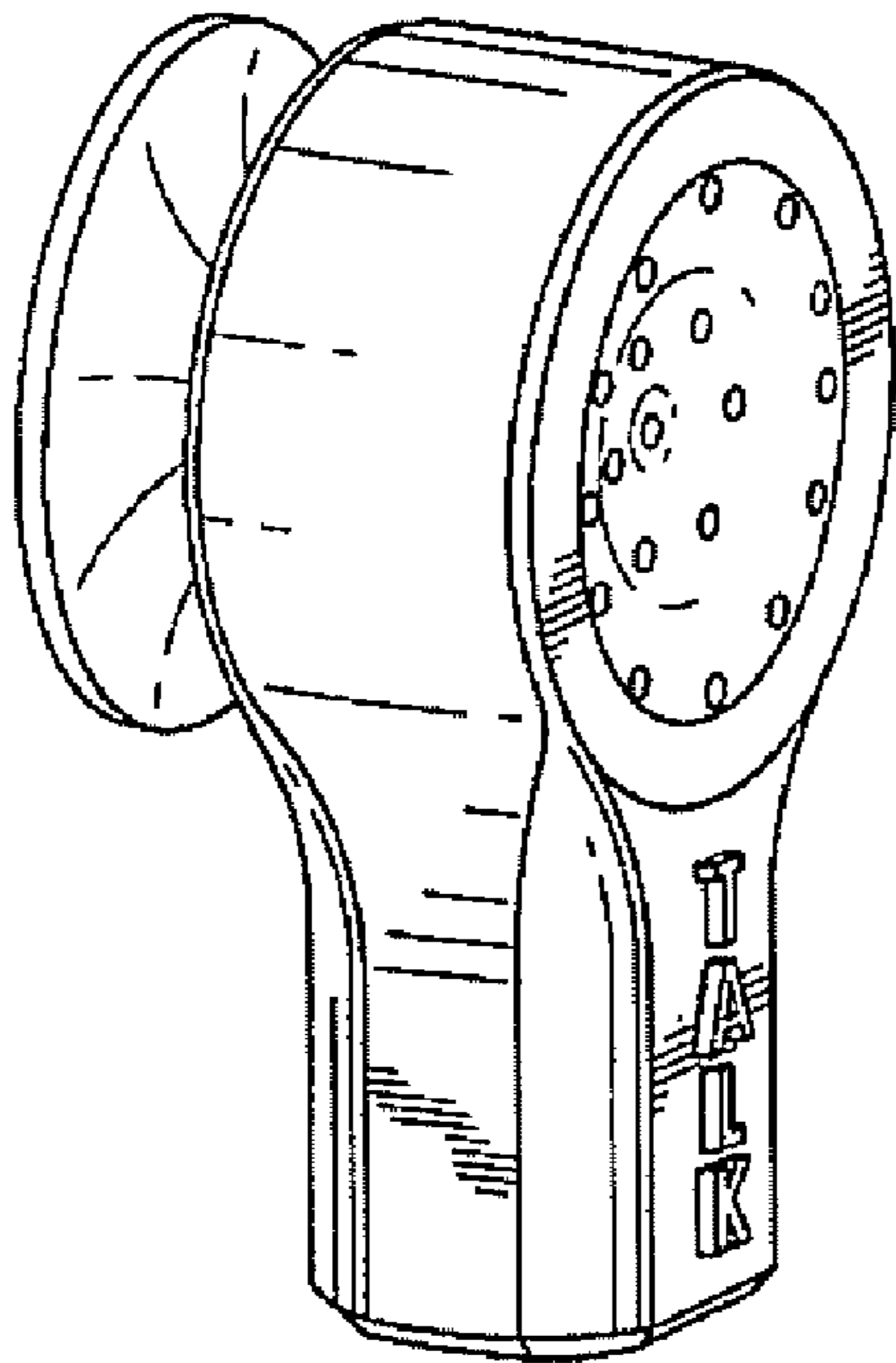


FIG. 2

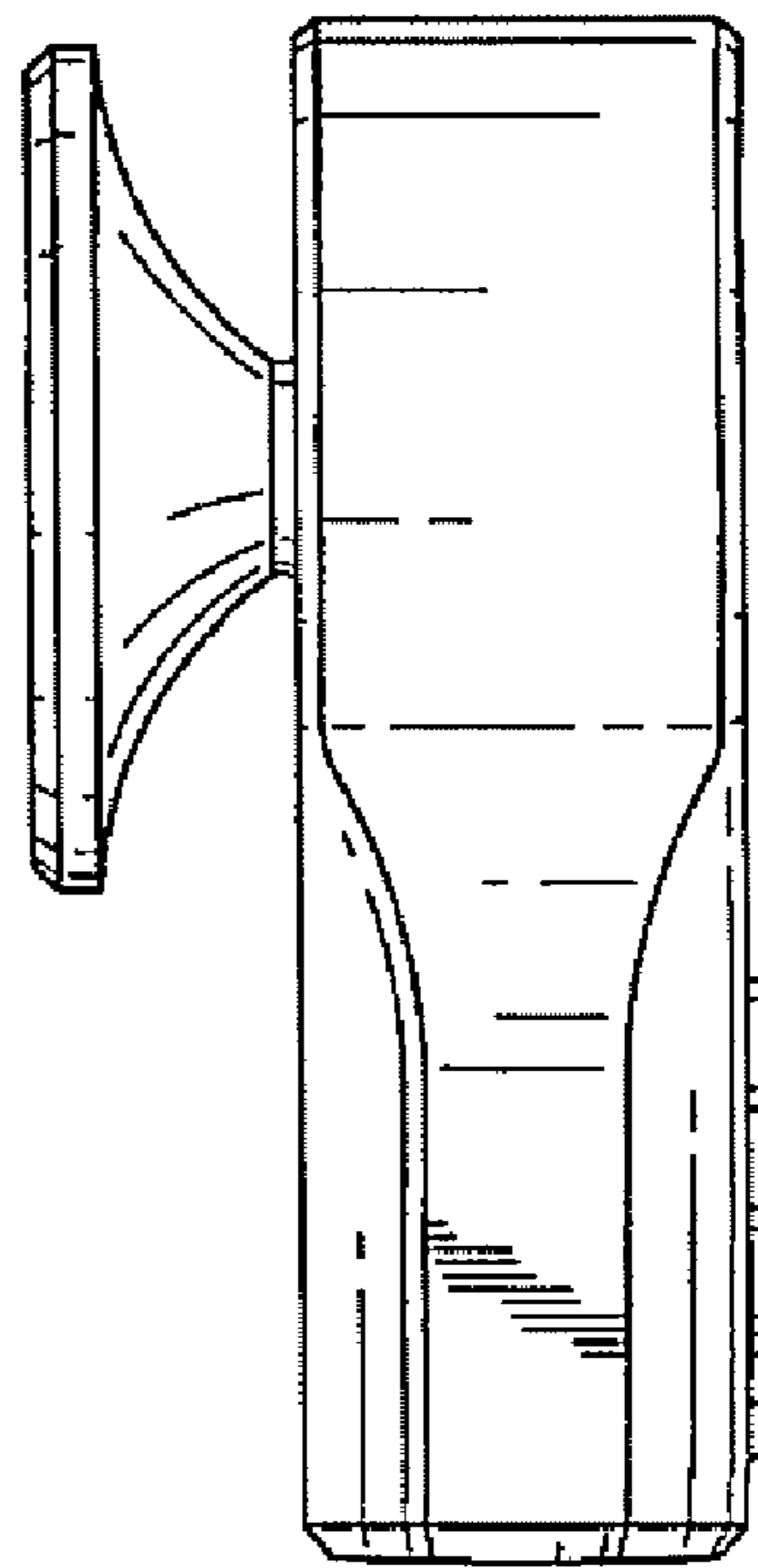


FIG. 4

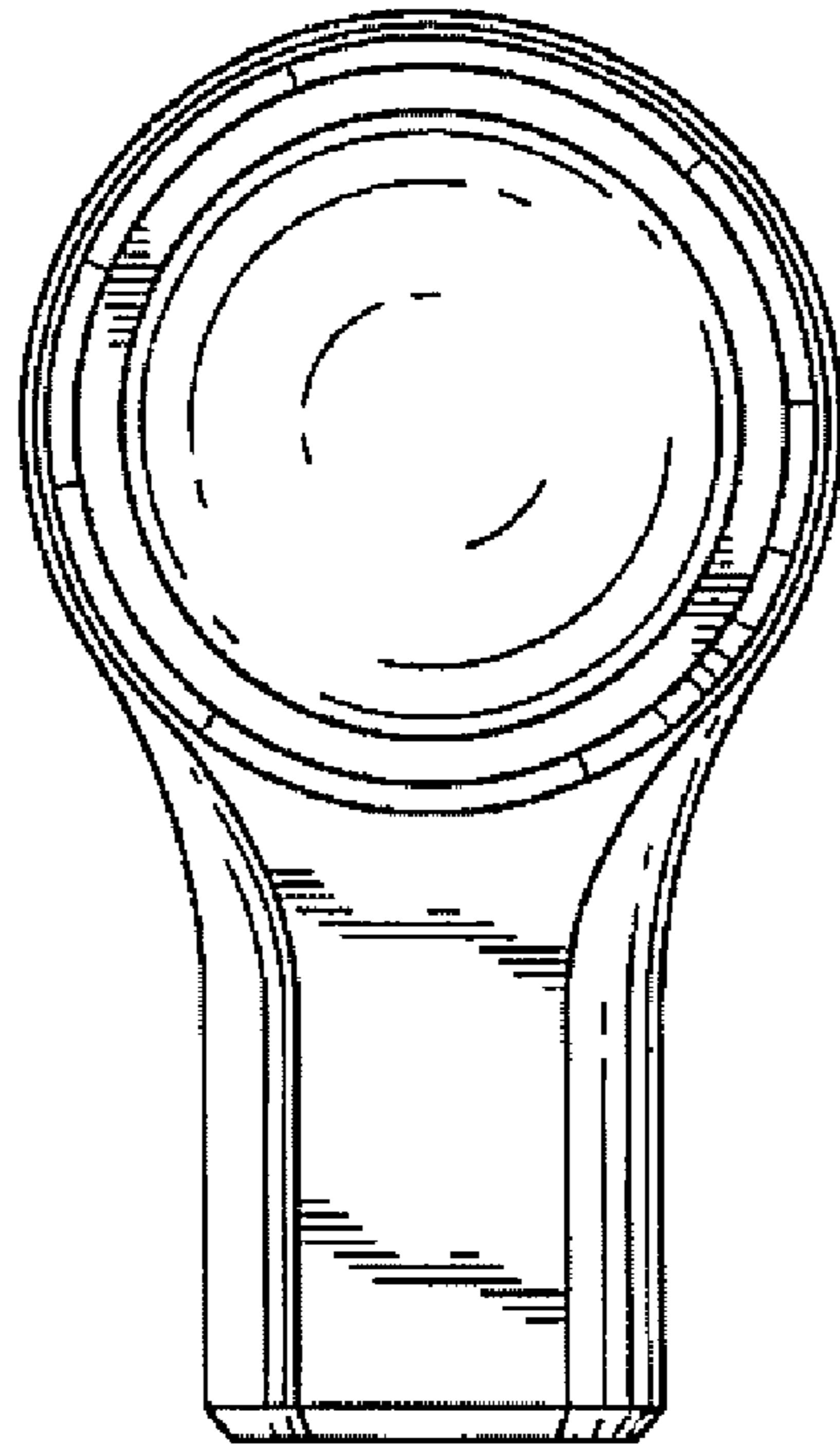


FIG. 5

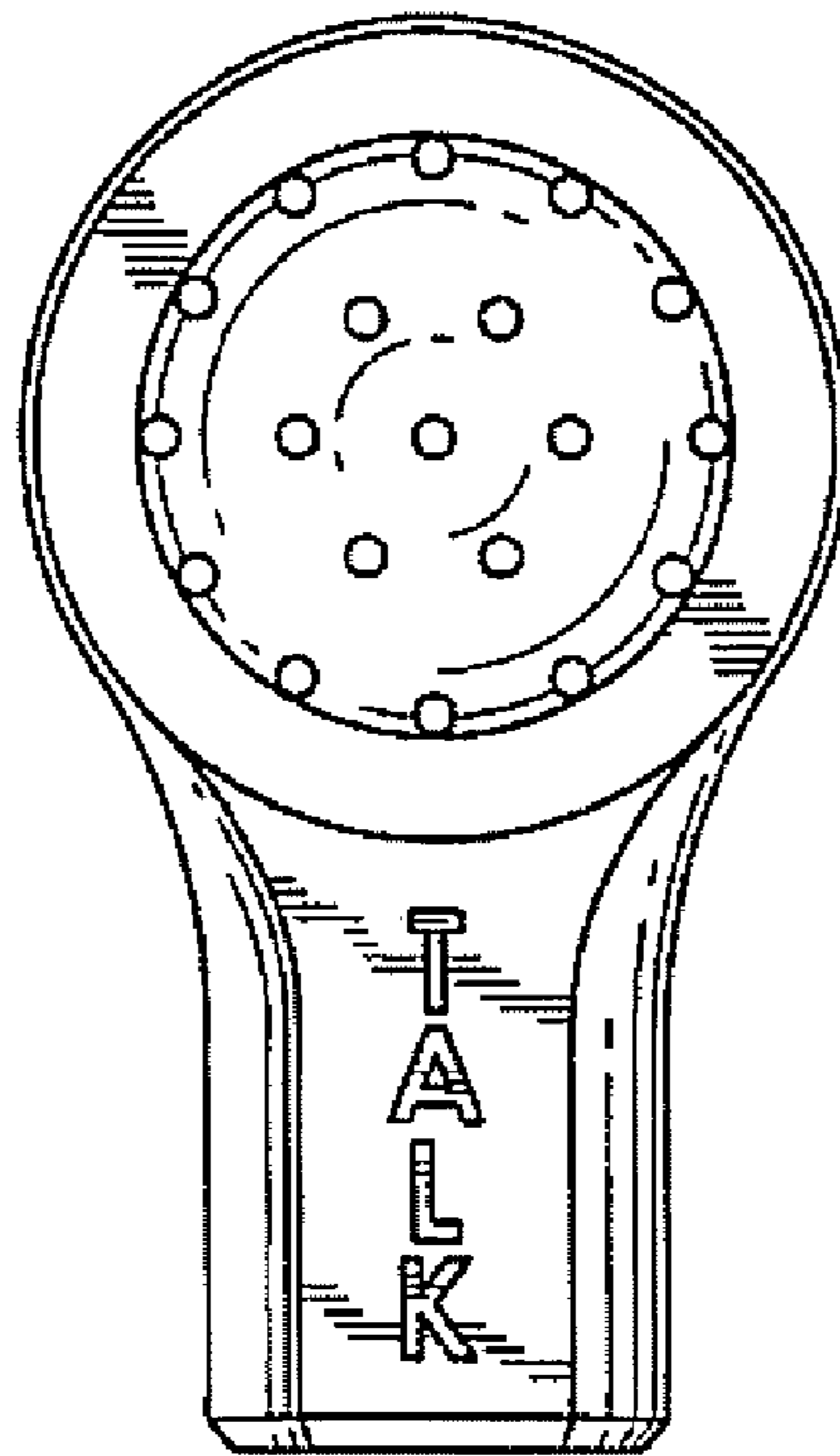


FIG. 6

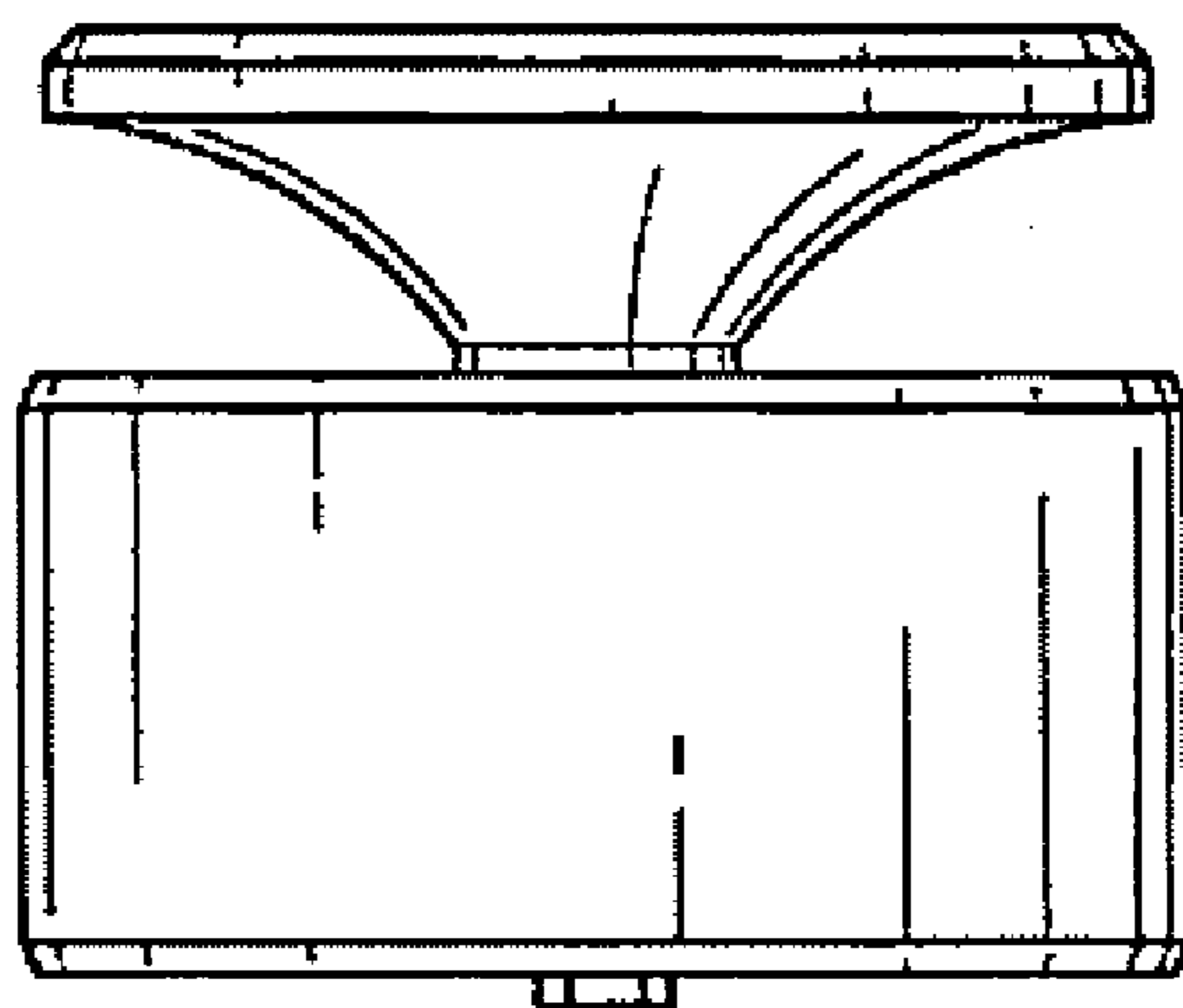


FIG. 7

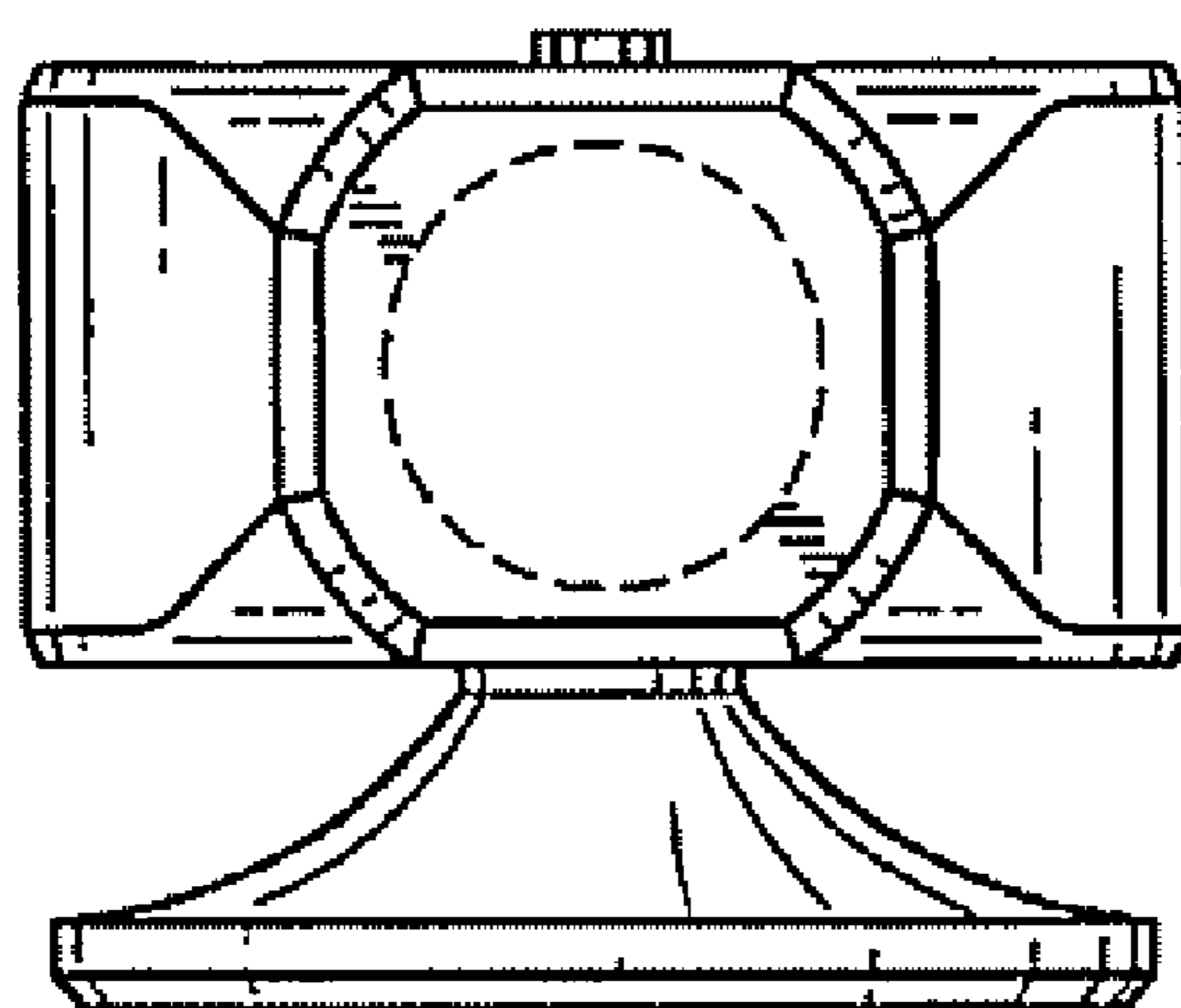


FIG. 8