



US00D603847S

(12) **United States Design Patent**
Chung

(10) **Patent No.:** **US D603,847 S**

(45) **Date of Patent:** **** Nov. 10, 2009**

(54) **PORTABLE STEREO HANDSFREE**

(75) Inventor: **Koi Chin Chung**, Singapore (SG)

(73) Assignee: **Sony Ericsson Mobile Communications AB**, Lund (SE)

(**) Term: **14 Years**

(21) Appl. No.: **29/332,543**

(22) Filed: **Feb. 19, 2009**

(30) **Foreign Application Priority Data**

Aug. 20, 2008 (EM) 000989306-0001

(51) **LOC (9) Cl.** **14-01**

(52) **U.S. Cl.** **D14/223**

(58) **Field of Classification Search** D14/205,
D14/206, 223, 192, 240; D24/174; 181/129,
181/130; 381/380, 381, 322, 330; 379/430;
455/575.1, 575.2, 569.1

See application file for complete search history.

(56) **References Cited**

U.S. PATENT DOCUMENTS

D179,150	S	*	11/1956	Norris	D14/192
D180,695	S	*	7/1957	Norris	D14/192
5,412,736	A	*	5/1995	Keliliki	381/381
D375,959	S	*	11/1996	Davis et al.	D14/223
6,320,960	B1	*	11/2001	Lathrop et al.	379/430
D460,749	S	*	7/2002	Liu	D14/206
D470,129	S	*	2/2003	Hlas et al.	D14/223
D510,085	S	*	9/2005	Suzuki	D14/223
D510,575	S	*	10/2005	Leong	D14/223
D512,984	S	*	12/2005	Ham	D14/205

D515,069	S	*	2/2006	Naito	D14/205
D541,787	S	*	5/2007	Ma	D14/205
7,231,056	B2	*	6/2007	Chen	381/381
D556,735	S	*	12/2007	Yeo	D14/206
D557,255	S	*	12/2007	Shintani	D14/206
D569,831	S	*	5/2008	Chung et al.	D14/138 AB
D575,772	S	*	8/2008	Schultz et al.	D14/223
D582,906	S	*	12/2008	Chung	D14/247
D589,493	S	*	3/2009	Densho	D14/206
D593,075	S	*	5/2009	Williams et al.	D14/223
7,570,777	B1	*	8/2009	Taenzer et al.	381/381

* cited by examiner

Primary Examiner—Paula Greene

(74) *Attorney, Agent, or Firm*—Renner, Otto, Boisselle & Sklar, LLP

(57) **CLAIM**

The ornamental design for a portable stereo handsfree, as shown and described.

DESCRIPTION

FIG. 1 is a front view of a portable stereo handsfree showing my design;

FIG. 2 is a rear view thereof;

FIG. 3 is a left side view thereof;

FIG. 4 is a right side view thereof;

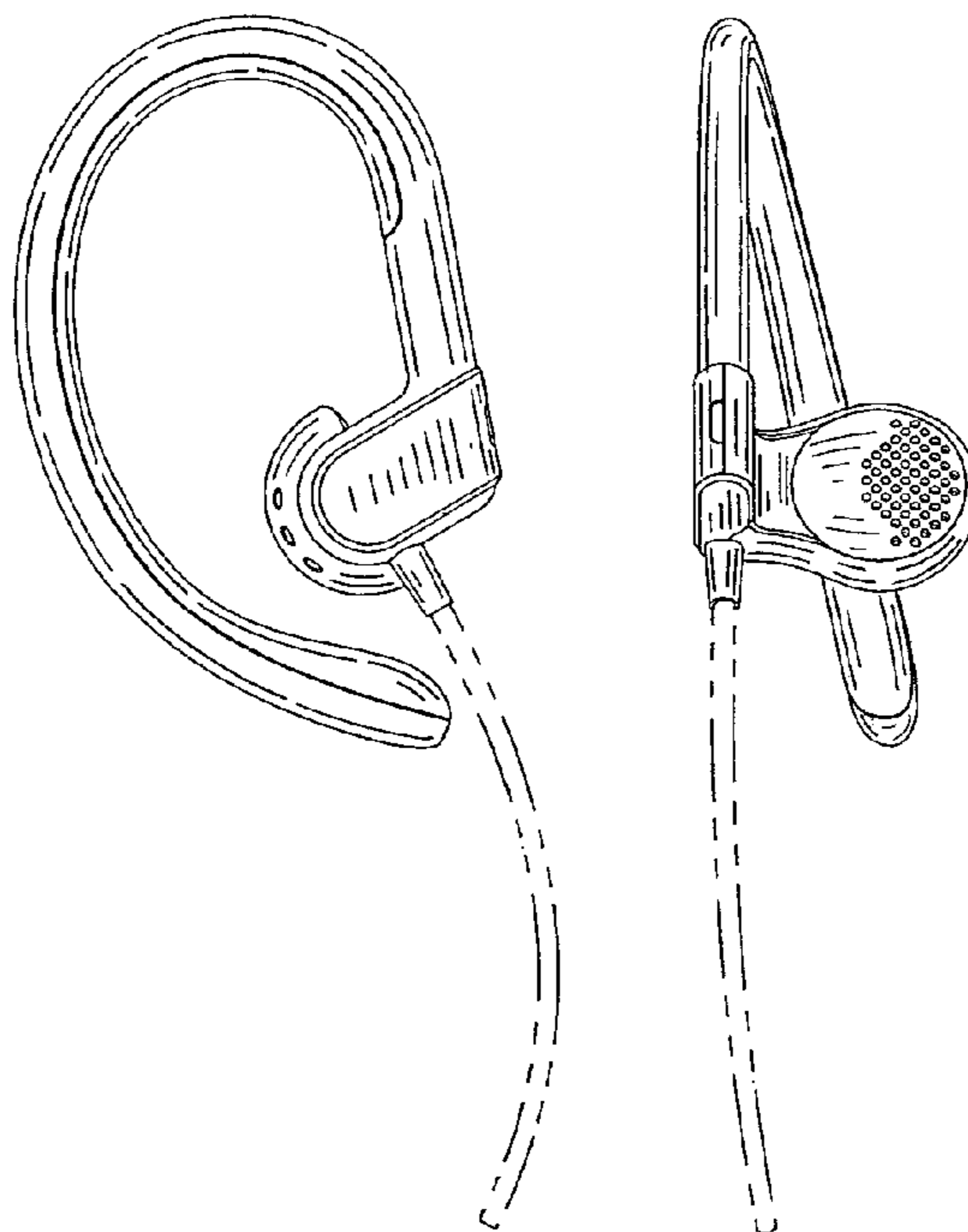
FIG. 5 is a top view thereof;

FIG. 6 is a bottom view thereof; and,

FIG. 7 is a perspective rear view thereof.

The broken lines shown herein are for illustrative purposes only and form no part of the claimed design.

1 Claim, 2 Drawing Sheets



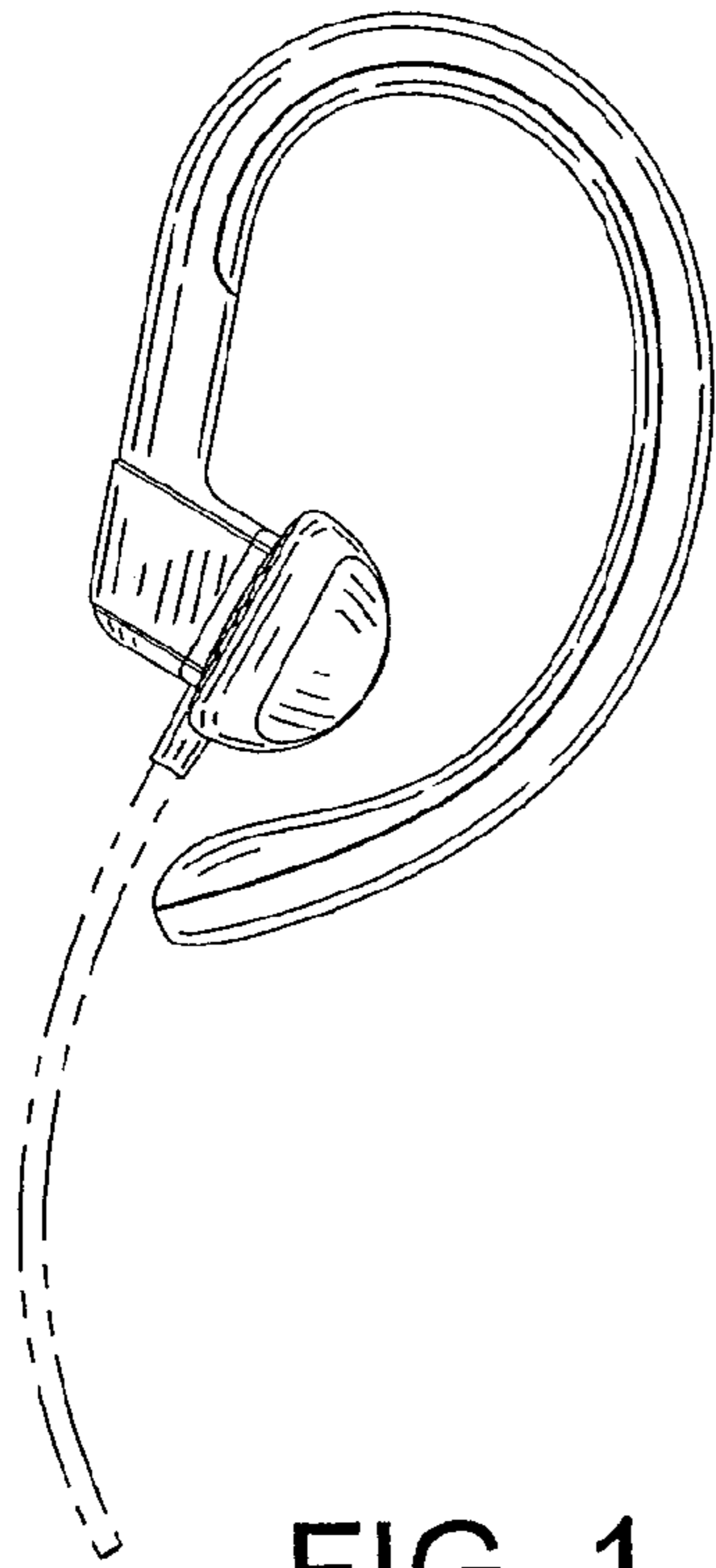


FIG. 1

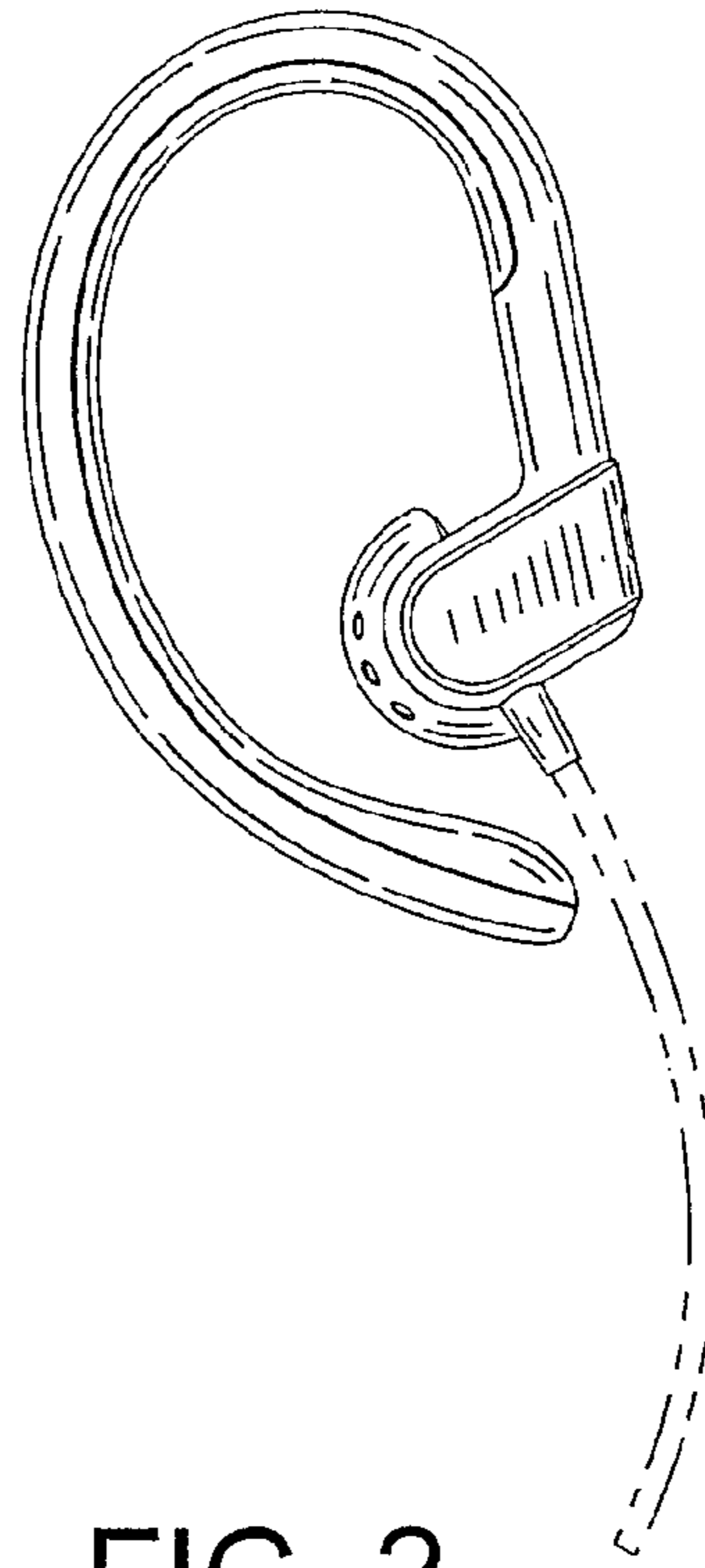


FIG. 2

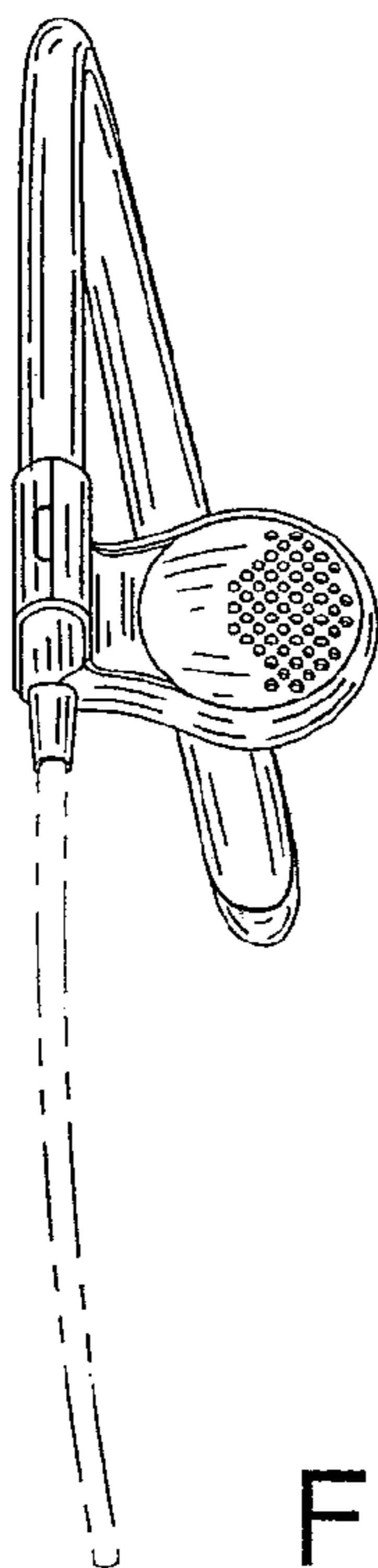


FIG. 3

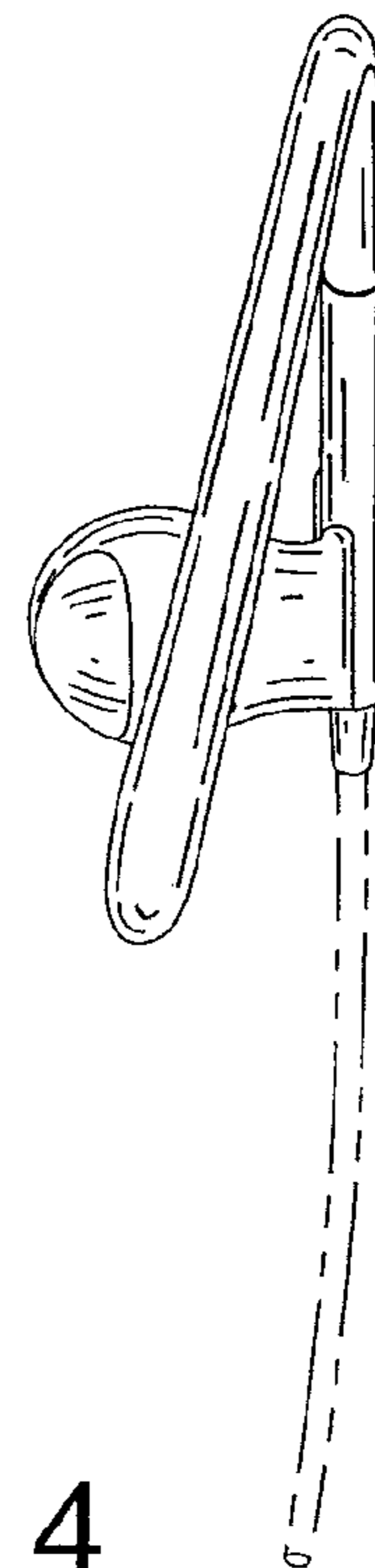


FIG. 4

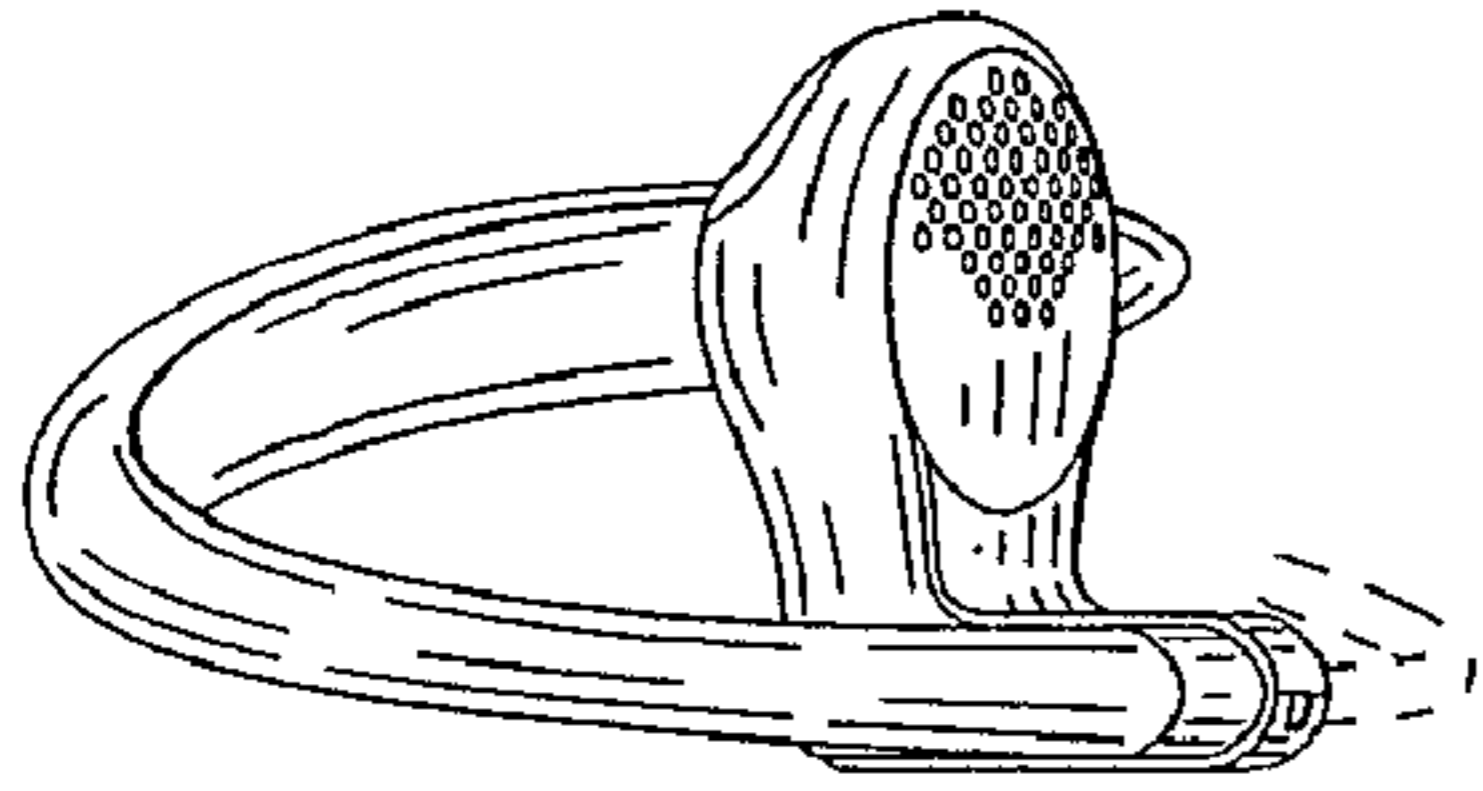


FIG. 5

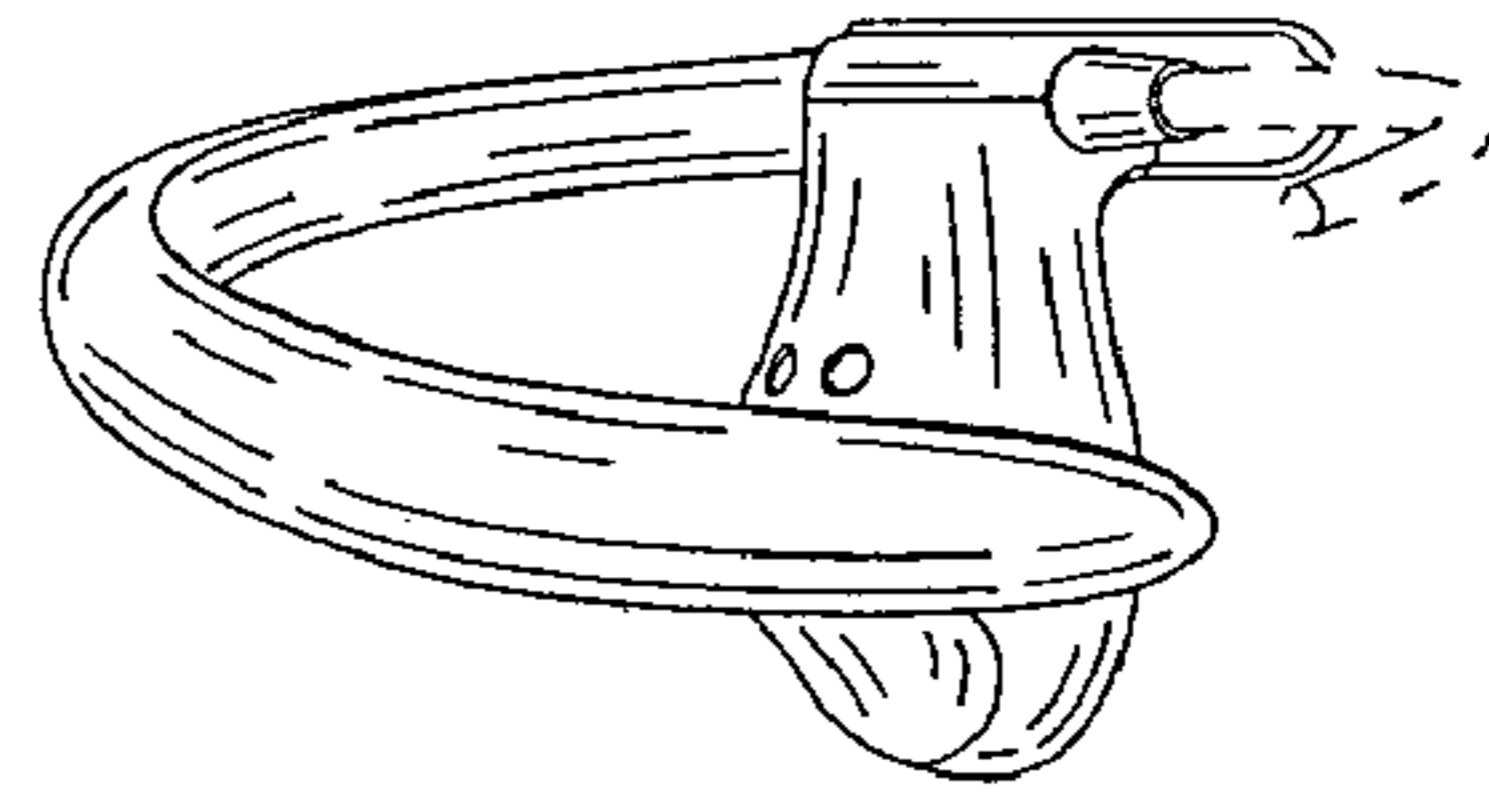


FIG. 6

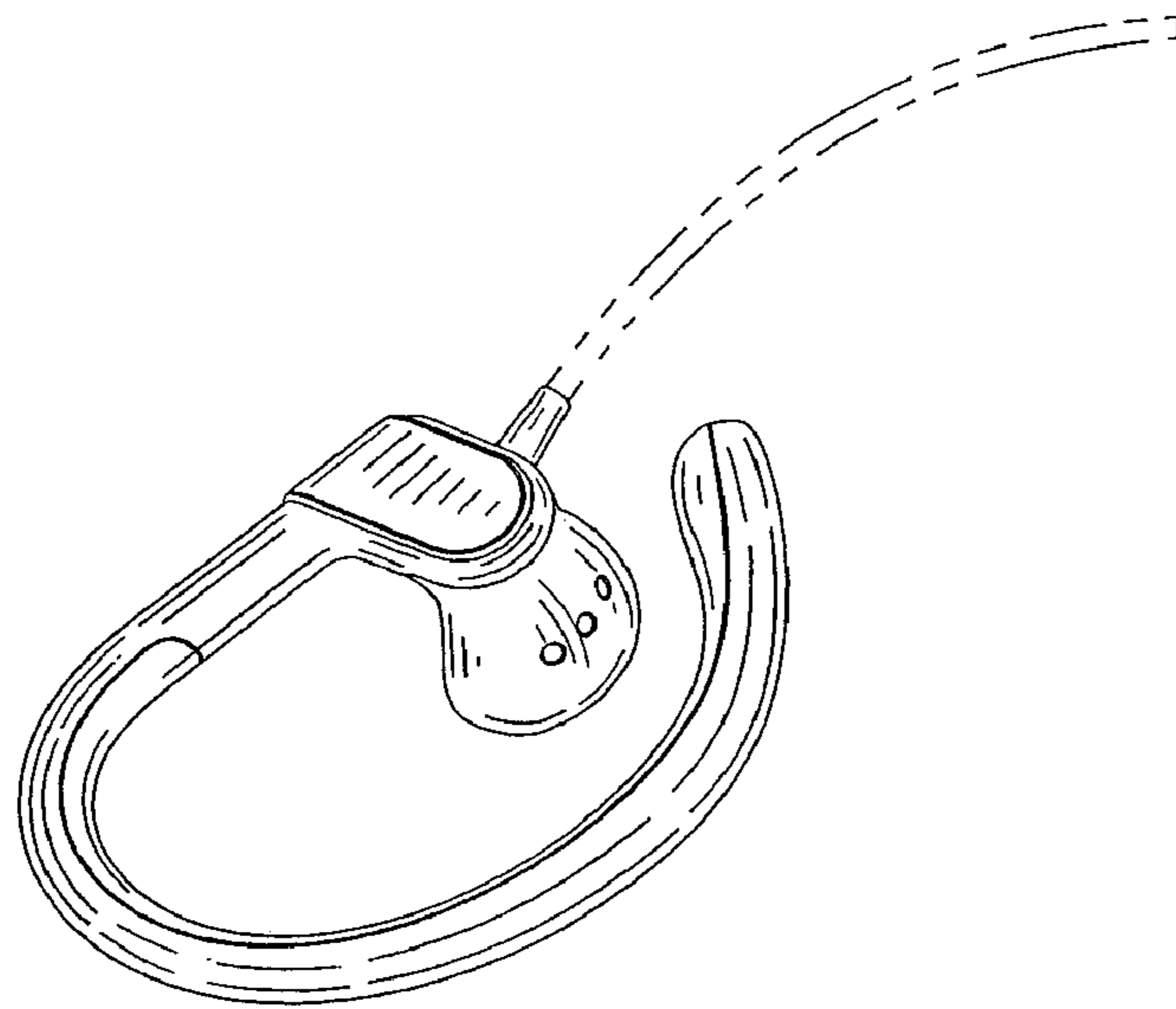


FIG. 7