



US00D603835S

(12) **United States Design Patent**
Onoue

(10) **Patent No.:** **US D603,835 S**

(45) **Date of Patent:** **** Nov. 10, 2009**

(54) **RADIO COMMUNICATION DEVICE**

(75) Inventor: **Tsuyoshi Onoue**, Osaka (JP)

(73) Assignee: **I Com Incorporated**, Osaka (JP)

(**) Term: **14 Years**

(21) Appl. No.: **29/272,626**

(22) Filed: **Feb. 14, 2007**

(30) **Foreign Application Priority Data**

Aug. 18, 2006 (JP) 2006-021913

(51) **LOC (9) Cl.** **14-03**

(52) **U.S. Cl.** **D14/188; D14/137**

(58) **Field of Classification Search** D14/137,
D14/155, 168, 169, 188, 192-198, 204, 217,
D14/257, 258, 265, 496; 455/344-351; 369/6-12
See application file for complete search history.

(56) **References Cited**

U.S. PATENT DOCUMENTS

D248,473 S *	7/1978	Hamada	D14/137
D250,815 S *	1/1979	Yanitz	D14/137
D253,889 S *	1/1980	Taguchi et al.	D14/192
D303,802 S *	10/1989	Culbertson	D14/137
D314,572 S *	2/1991	Dickson	D14/137
D328,073 S *	7/1992	Yamakawa	D14/217
D361,995 S *	9/1995	Culbertson	D14/137

D364,876 S *	12/1995	Tokiyama	D14/258
D365,568 S *	12/1995	Tokiyama	D14/258
D417,871 S *	12/1999	Hisatsune	D14/188
D504,881 S *	5/2005	Kangasmaa	D14/188
D575,266 S *	8/2008	Nishida	D14/198

* cited by examiner

Primary Examiner—Stella M Reid

Assistant Examiner—Keli L Hill

(74) *Attorney, Agent, or Firm*—Wenderoth, Lind & Ponack,
L.L.P.

(57) **CLAIM**

The ornamental design for a radio communication device, as shown and described.

DESCRIPTION

FIG. 1 is a front view of a radio communication device in accordance with the present design;

FIG. 2 is a back view thereof;

FIG. 3 is a right side view thereof;

FIG. 4 is a left side view thereof;

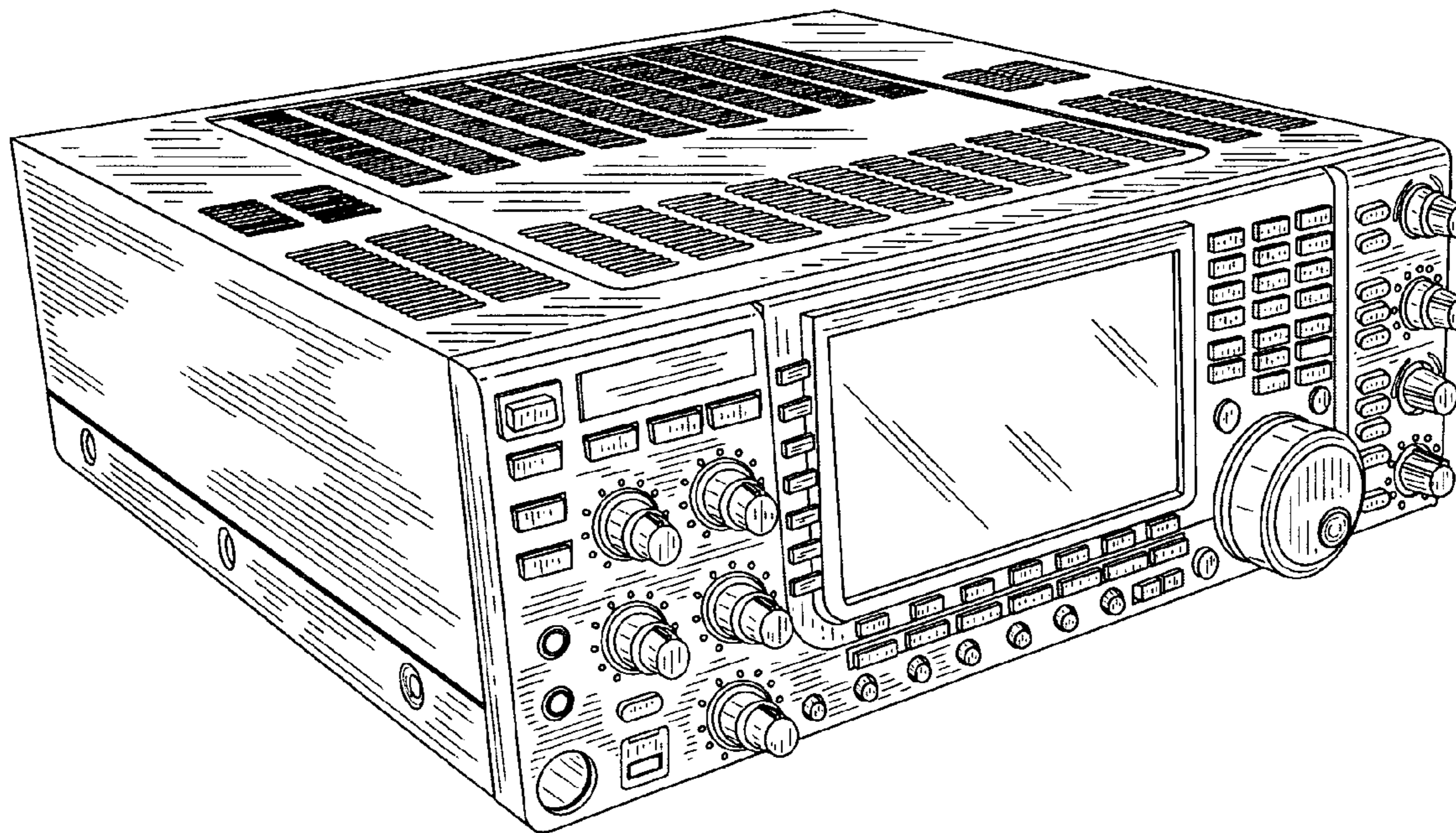
FIG. 5 is a top view thereof;

FIG. 6 is a bottom view thereof; and,

FIG. 7 is a perspective view thereof.

The portions of the radio communication device shown in broken lines form no part of the claimed design.

1 Claim, 7 Drawing Sheets



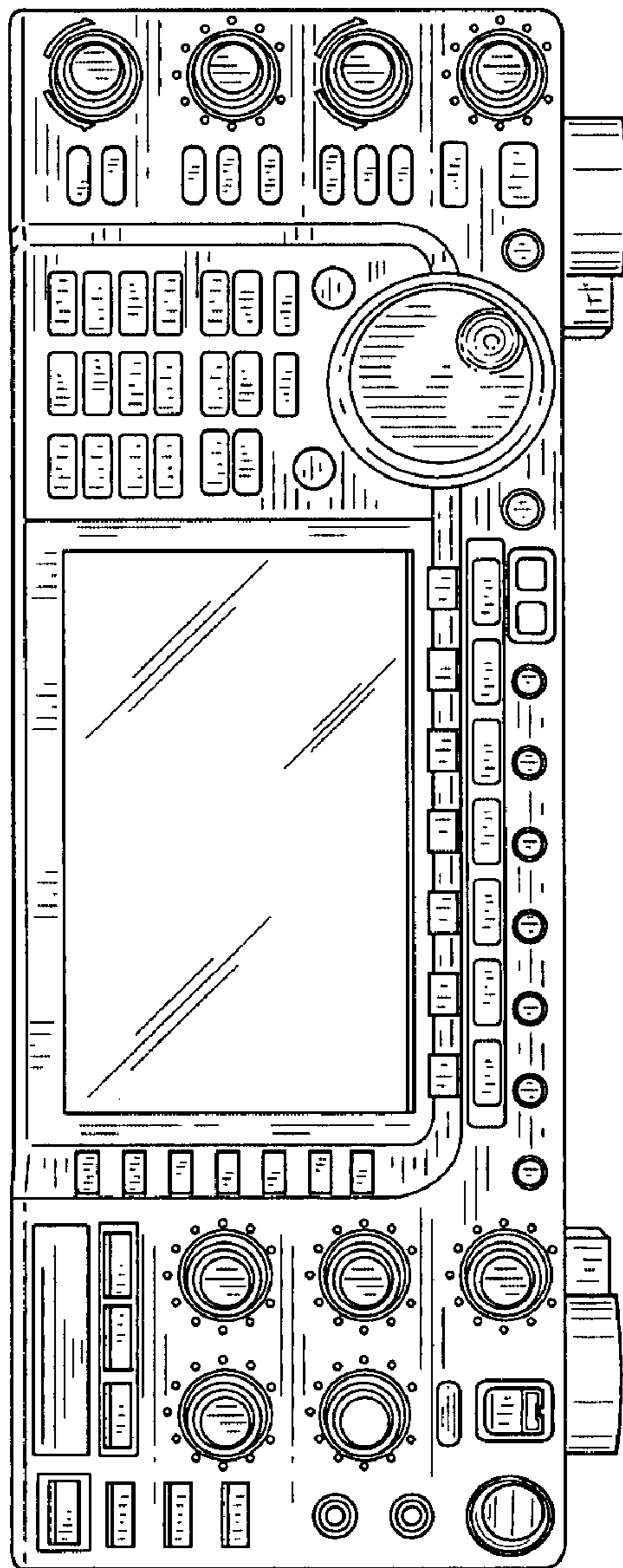


FIG. 1

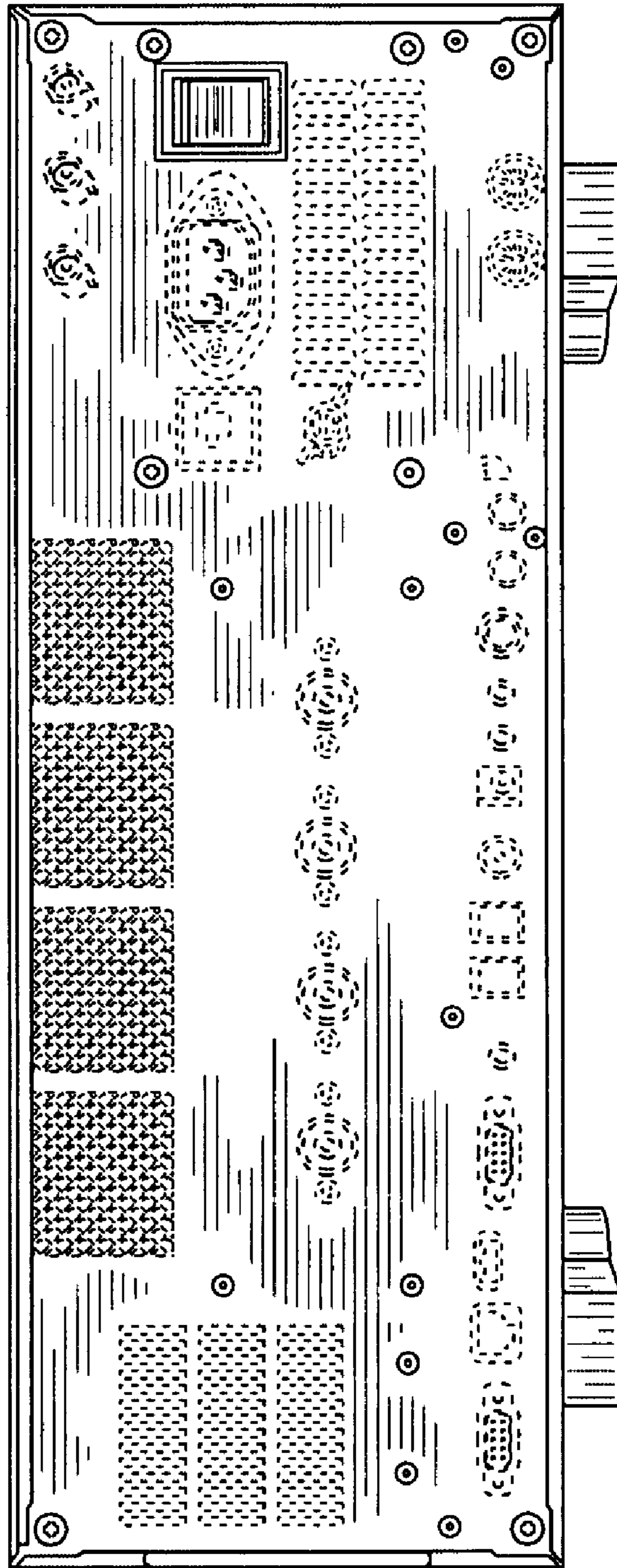


FIG. 2

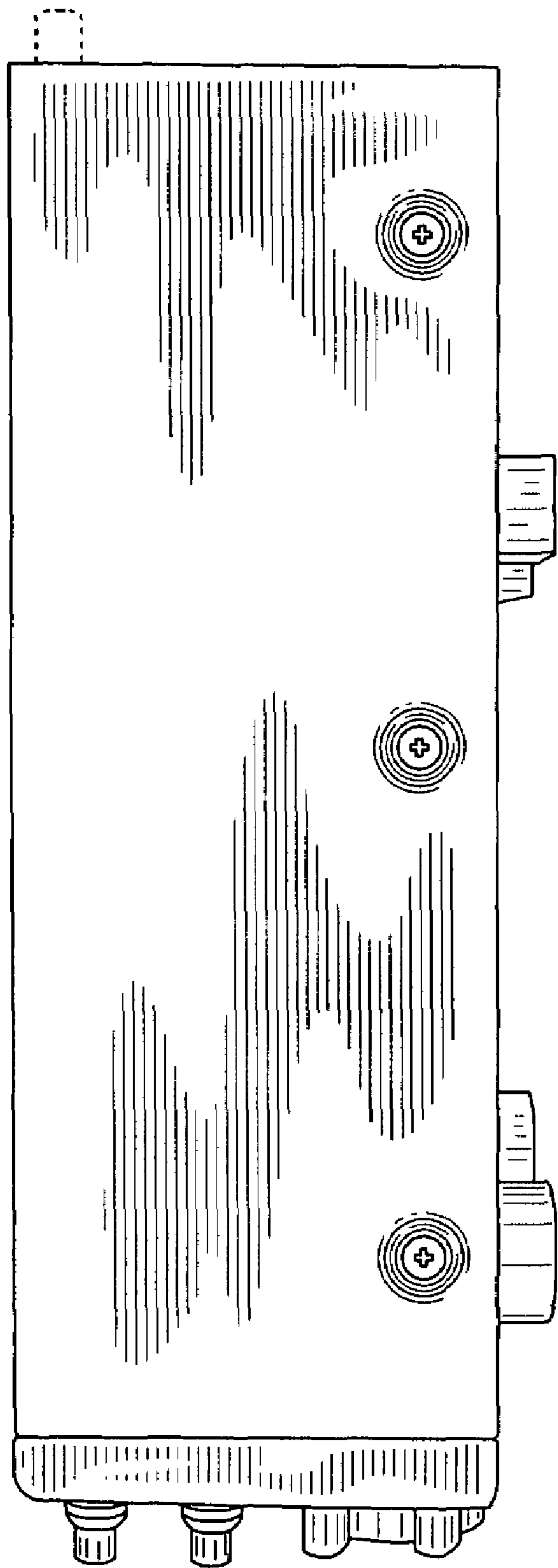


FIG. 3

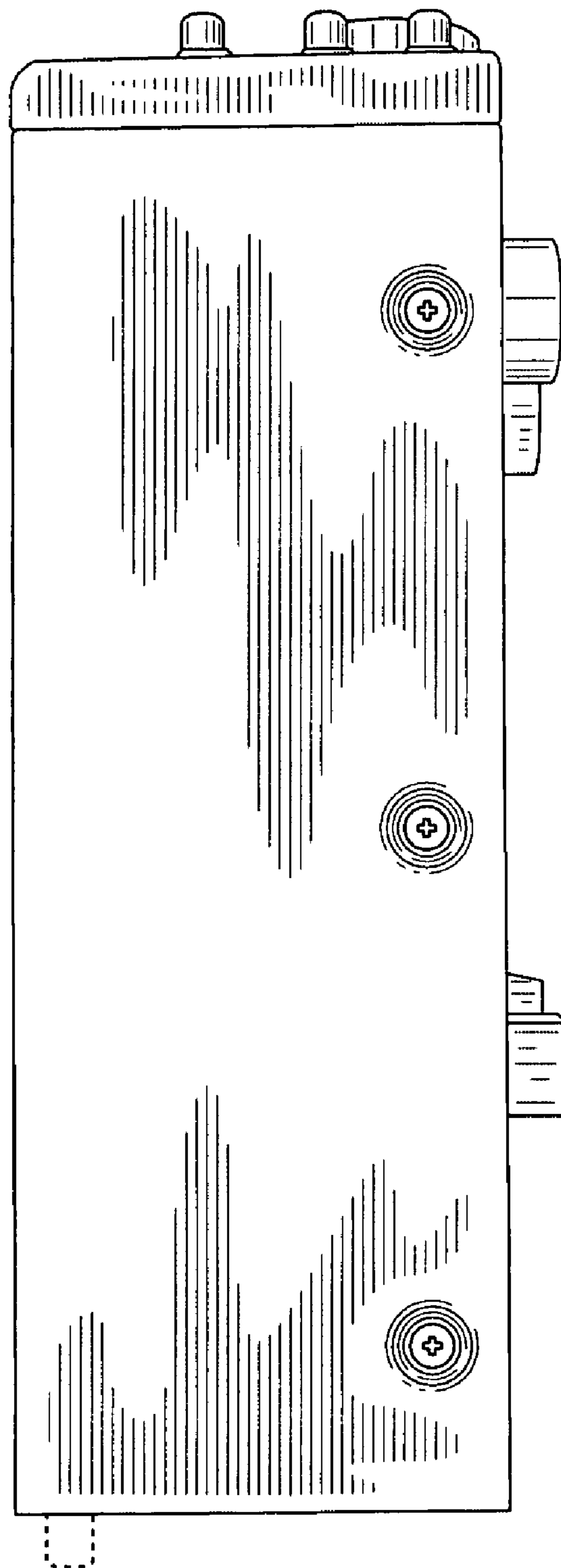


FIG. 4




FIG. 5




FIG. 6

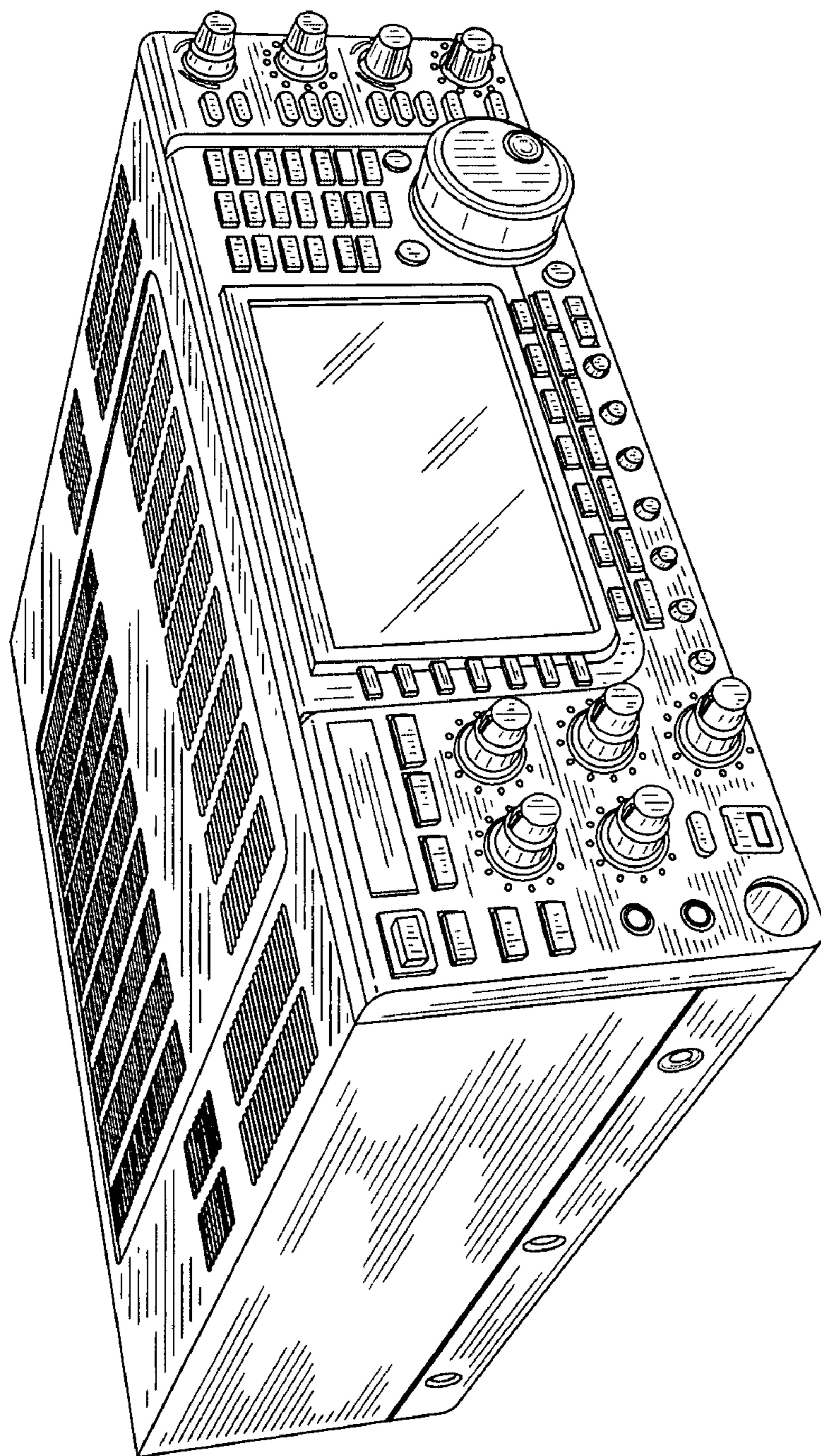


FIG. 7