



US00D603827S

(12) **United States Design Patent**
Tompkin et al.

(10) **Patent No.:** **US D603,827 S**
(45) **Date of Patent:** **** Nov. 10, 2009**

(54) **HANDSET**

(75) Inventors: **Crispian Tompkin**, Los Angeles, CA
(US); **Forrest Luu**, San Gabriel, CA
(US)

(73) Assignee: **Nokia Corporation**, Espoo (FI)

(**) Term: **14 Years**

(21) Appl. No.: **29/332,503**

(22) Filed: **Feb. 18, 2009**

(51) **LOC (9) Cl.** **14-03**

(52) **U.S. Cl.** **D14/138 AD**

(58) **Field of Classification Search** D14/138 R,
D14/138 AD, 138 AC, 138 C, 138 G, 191,
D14/203.1–203.8, 496, 138 AA, 138 AB,
D14/247–248, 137, 147, 218, 341–347; D10/65,
D10/78, 104; D13/168; D18/7; 455/566,
455/575.1, 575.3

See application file for complete search history.

(56) **References Cited**

U.S. PATENT DOCUMENTS

D346,339 S *	4/1994	Lintick	D10/104
D383,400 S *	9/1997	Wada	D10/65
D384,698 S *	10/1997	Chan	D19/60
6,229,694 B1 *	5/2001	Kono	361/679.3
6,459,422 B1 *	10/2002	Kirk	345/169
D475,987 S *	6/2003	Lee et al.	D14/138 AB
D476,987 S *	7/2003	Takiguchi et al.	D14/341
D506,743 S *	6/2005	Cadet	D14/191
D508,899 S *	8/2005	Suzuki	D14/125
D514,080 S *	1/2006	Chauhan	D14/138 R
D524,326 S *	7/2006	Meng et al.	D14/203.7
D529,017 S *	9/2006	Kim	D14/138 G

(Continued)

FOREIGN PATENT DOCUMENTS

WO DM/064643 * 7/2003

OTHER PUBLICATIONS

NEC N938, announced 2nd quarter 2005, [online], [retrieved on Feb. 20, 2007]. Retrieved from Internet, <URL: http://www.gsmarena.com>.*

Samsung P520, announced Jul. 2007, [online], [retrieved on Aug. 6, 2007]. Retrieved from Internet, <URL: http://www.gsmarena.com>.*

Samsung Armani, announced Sep. 2007, [online], [retrieved on Dec. 13, 2007]. Retrieved from Internet, <URL: http://www.gsmarena.com>.*

Primary Examiner—Jeffrey D Asch

Assistant Examiner—Bridget L Eland

(74) *Attorney, Agent, or Firm*—Banner & Witcoff, Ltd.

(57) **CLAIM**

The ornamental design for a handset, as shown and described.

DESCRIPTION

FIG. 1 is a front perspective view of a handset showing our new design;

FIG. 2 is a front view thereof;

FIG. 3 is a rear view thereof;

FIG. 4 is a right side view thereof;


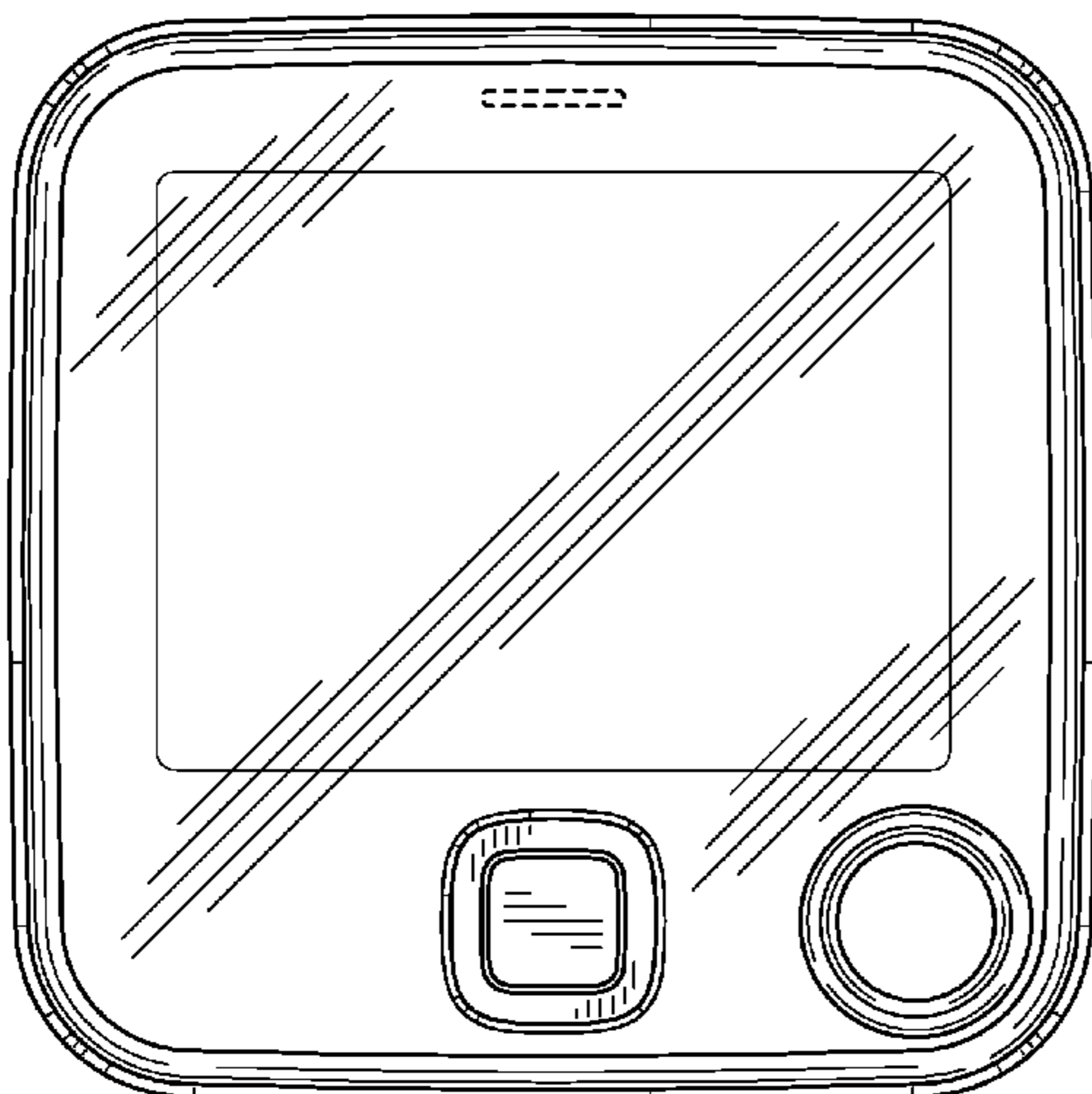
FIG. 5 is a left side view thereof;

FIG. 6 is a top view thereof; and,

FIG. 7 is a bottom view thereof.

The broken lines immediately adjacent the shaded areas represent the bounds of the claimed design while all other broken lines are directed to environment and are for illustrative purposes only; the broken lines form no part of the claimed design.

1 Claim, 3 Drawing Sheets



US D603,827 S

Page 2

U.S. PATENT DOCUMENTS

D531,157 S	*	10/2006	Lheem	D14/138 AB	7,432,911 B2 *	10/2008	Skarine	345/168
D547,772 S	*	7/2007	Hou et al.	D14/496	D580,803 S *	11/2008	Whittaker	D10/65
D558,790 S	*	1/2008	Yu et al.	D14/496	D580,392 S *	1/2009	Kim et al.	D14/138 AD
D563,935 S	*	3/2008	Kim et al.	D14/138 AD	7,477,235 B2 *	1/2009	Usuda	345/156
D564,374 S	*	3/2008	Wada	D10/65	D594,875 S *	6/2009	Sheba et al.	D14/496
D564,482 S		3/2008	Rihu et al.		2007/0195062 A1 *	8/2007	Guthrie	345/169
D566,588 S	*	4/2008	Stevens et al.	D10/65	2009/0117943 A1 *	5/2009	Lee et al.	455/566
D576,139 S		9/2008	Rihu et al.		2009/0149223 A1 *	6/2009	Friedman et al.	455/566

* cited by examiner

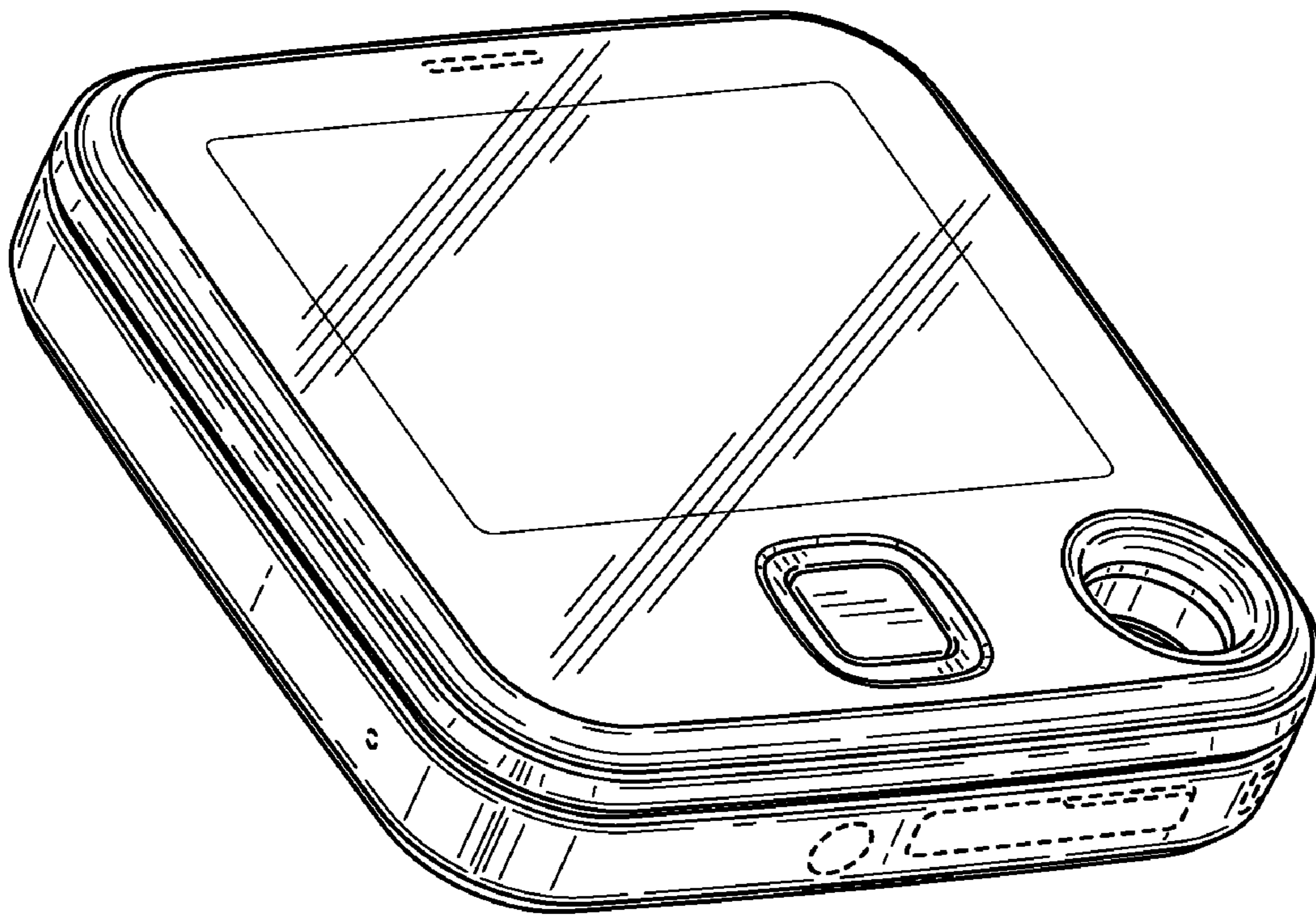


FIG. 1

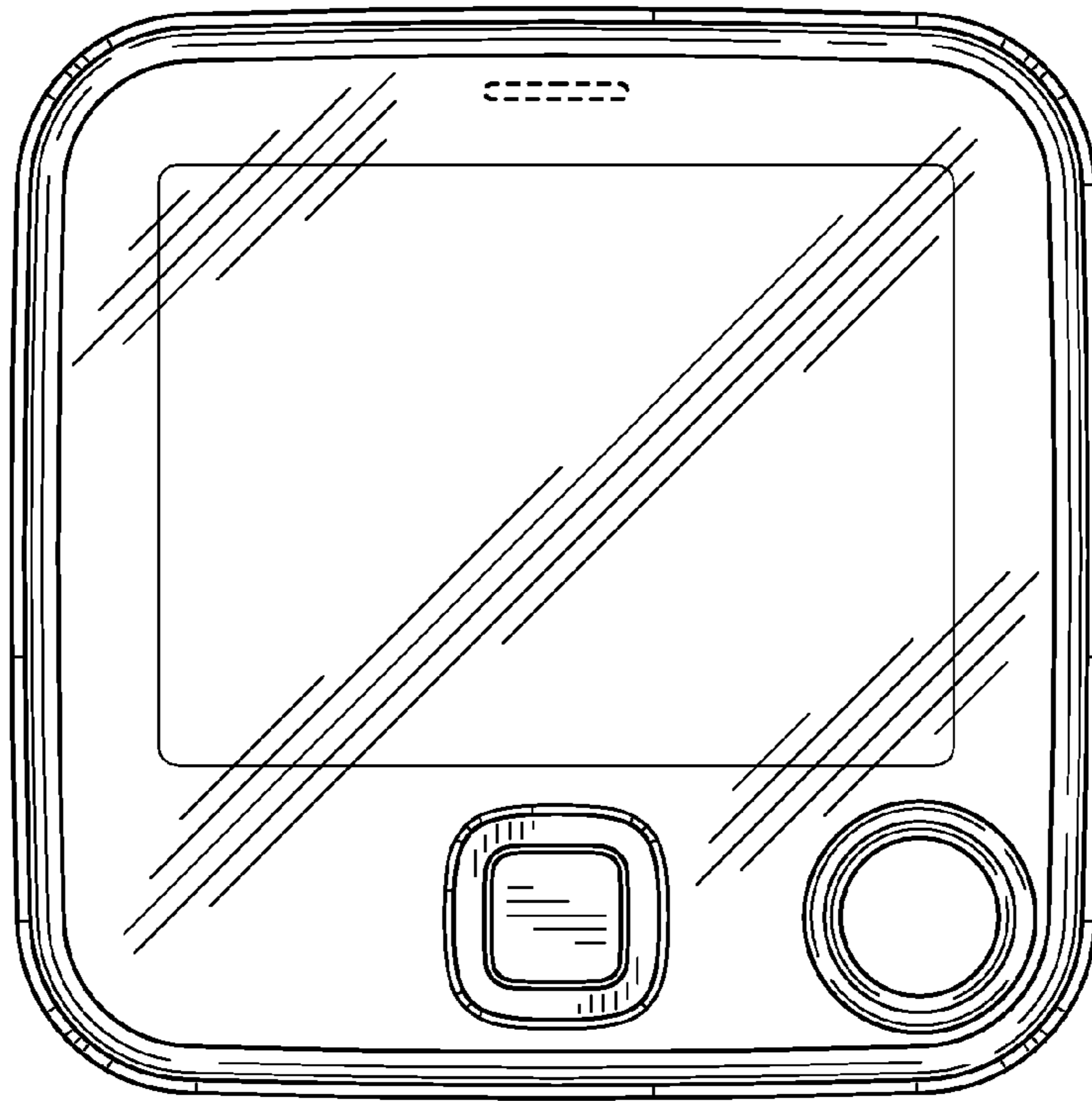


FIG. 2




FIG. 3



FIG. 4




FIG. 5

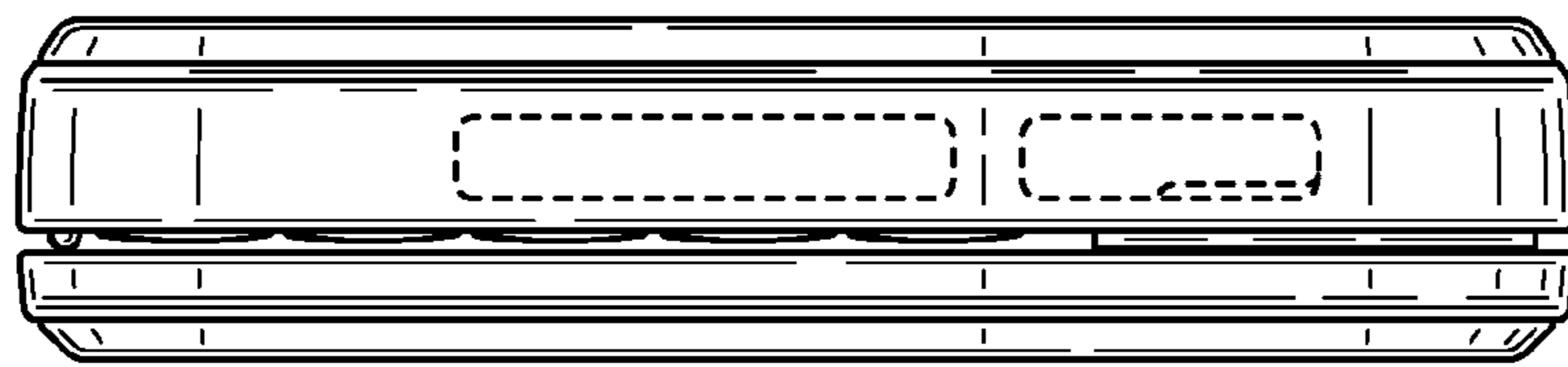


FIG. 6

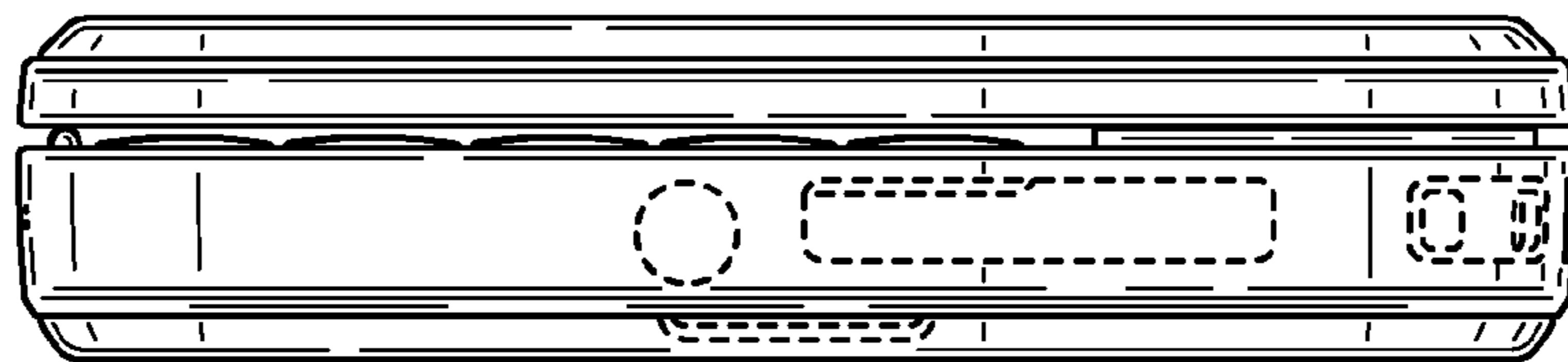


FIG. 7