



US00D603818S

(12) **United States Design Patent**  
**Bruner**

(10) **Patent No.:** **US D603,818 S**

(45) **Date of Patent:** **\*\* Nov. 10, 2009**

(54) **CELLULAR TELEPHONE WITH  
REMOVABLE EAR PIECE**

(76) Inventor: **Darius Bruner**, 240 Hidden Valley La.,  
Vacaville, CA (US) 95688

(\*\*) Term: **14 Years**

(21) Appl. No.: **29/294,132**

(22) Filed: **Dec. 23, 2007**

(51) **LOC (9) Cl.** ..... **14-03**

(52) **U.S. Cl.** ..... **D14/138 AA; D14/138 AD**

(58) **Field of Classification Search** ..... D14/137,  
D14/138, 147, 191, 218, 247-248, 341-347,  
D14/496; D10/65, 78, 104; D13/168; D18/7;  
455/556.1, 566, 575.1, 575.3; 345/169  
See application file for complete search history.

(56) **References Cited**

**U.S. PATENT DOCUMENTS**

D408,397 S *	4/1999	Renard	.....	D14/138
D435,027 S *	12/2000	Wolf et al.	.....	D14/138
D442,930 S *	5/2001	Nguyen et al.	.....	D14/138
6,249,672 B1 *	6/2001	Castiel	.....	455/575.4
D451,079 S *	11/2001	Ali	.....	D14/138
D459,327 S *	6/2002	Ali	.....	D14/138
D460,057 S *	7/2002	Hunt	.....	D14/138
D464,645 S *	10/2002	O'Neil	.....	D14/248
D468,280 S *	1/2003	Kim et al.	.....	D14/138
D469,415 S *	1/2003	Nam	.....	D14/138

(Continued)

**FOREIGN PATENT DOCUMENTS**

WO	DM/049088	*	8/1999
WO	DM/052799	*	8/2000

**OTHER PUBLICATIONS**

Nokia 3510i, announced 4<sup>th</sup> quarter 2002, [online], [retrieved on Jul. 16, 2008]. Retrieved from Internet, <URL: <http://www.gsmarena.com>>.\*

Samsung X100, announced 3<sup>rd</sup> quarter 2003, [online], [retrieved on Jul. 16, 2008]. Retrieved from Internet, <URL: <http://www.gsmarena.com>>.\*

Sagem MW X1, announced 2001, [online], [retrieved on Jul. 16, 2008]. Retrieved from Internet, <URL: <http://www.gsmarena.com>>.\*

*Primary Examiner*—Jeffrey D Asch  
*Assistant Examiner*—Bridget L Eland  
(74) *Attorney, Agent, or Firm*—Goldstein Law Offices, P.C.

(57) **CLAIM**

The ornamental design for a cellular telephone with removable ear piece, as shown and described.

**DESCRIPTION**

FIG. 1 is a front elevational view of a cellular telephone with removable ear piece showing the removable ear piece removed.

FIG. 2 is a front elevational view thereof with the removable ear piece in place.

FIG. 3 is a rear elevational view thereof.

FIG. 4 is a left side elevational view thereof.

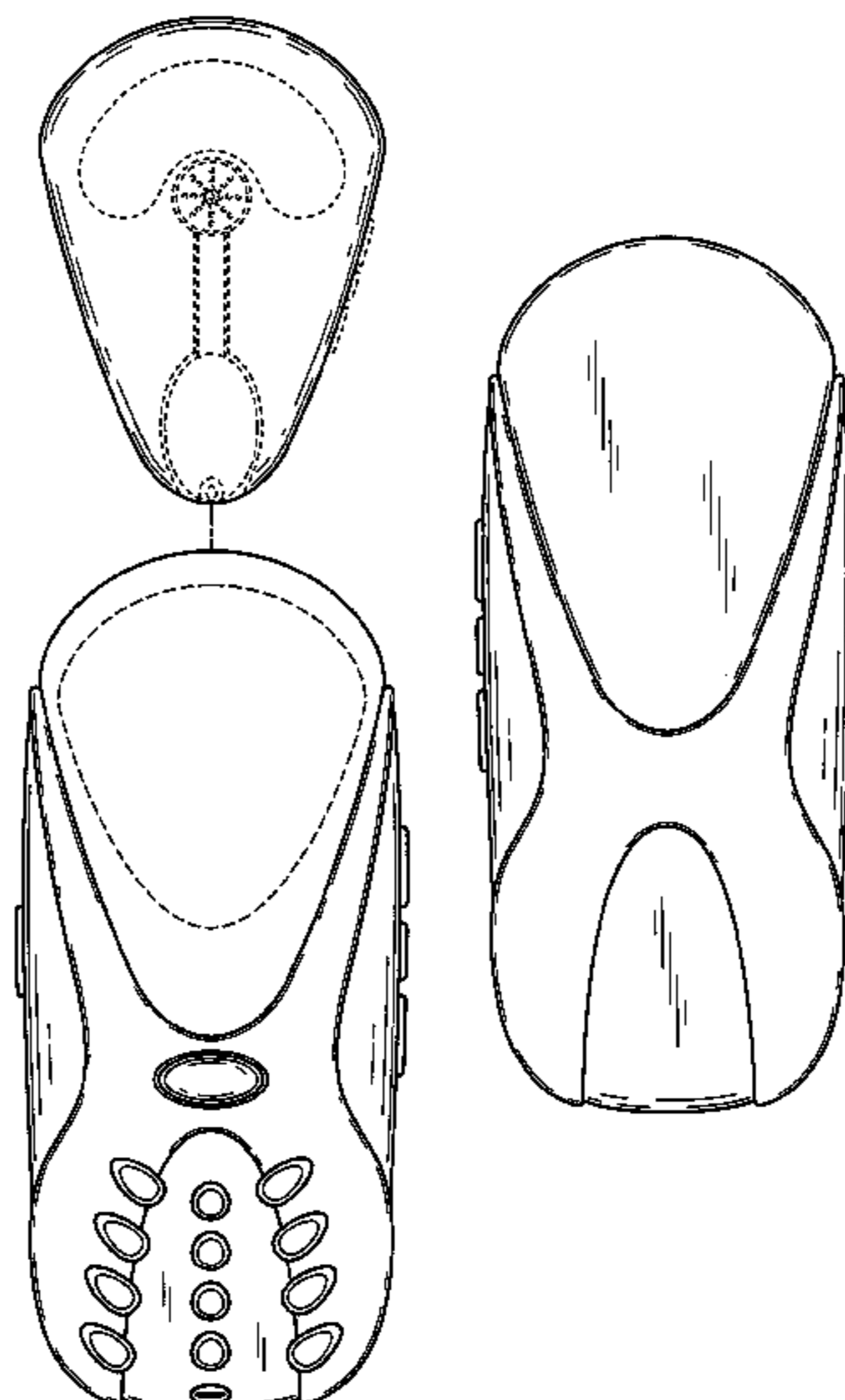
FIG. 5 is a right side elevational view thereof.

FIG. 6 is a top plan view of the cellular telephone with removable ear piece; and,

FIG. 7 is a bottom plan view thereof.

The dot-dash line shown in FIG. 1 illustrates the path along which the earpiece has been removed from the cellular telephone. The unshaded portion revealed when the earpiece is removed is not part of the claimed invention. The outermost broken lines adjacent to the claimed areas represent the bounds of the claimed design while all other broken lines are directed to environment and are for illustrative purposes only; the broken lines form no part of the claimed design.

**1 Claim, 3 Drawing Sheets**



# US D603,818 S

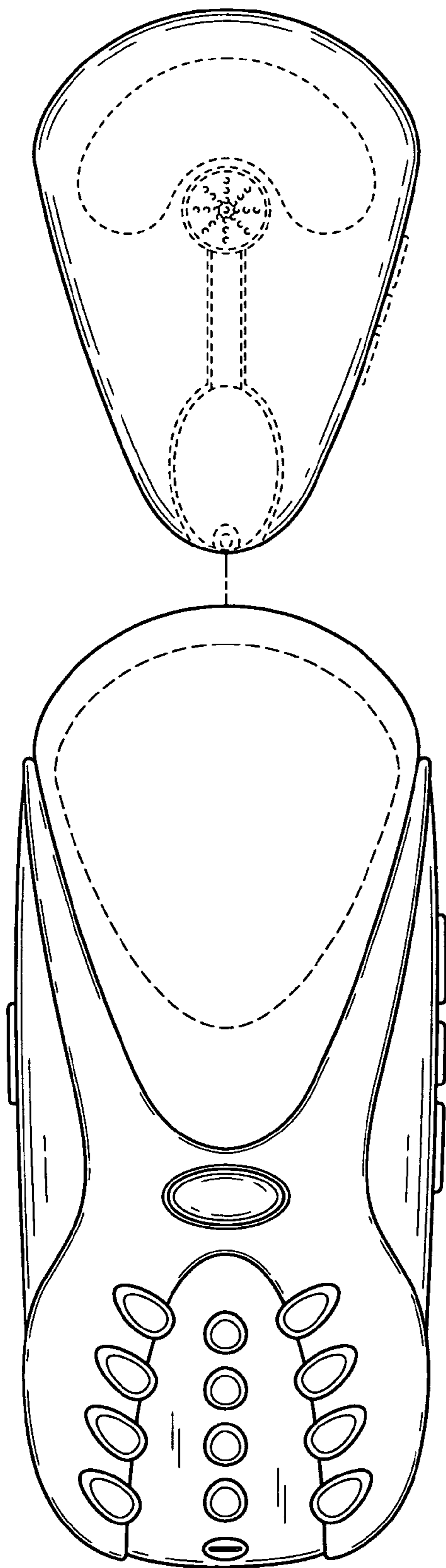
Page 2

---

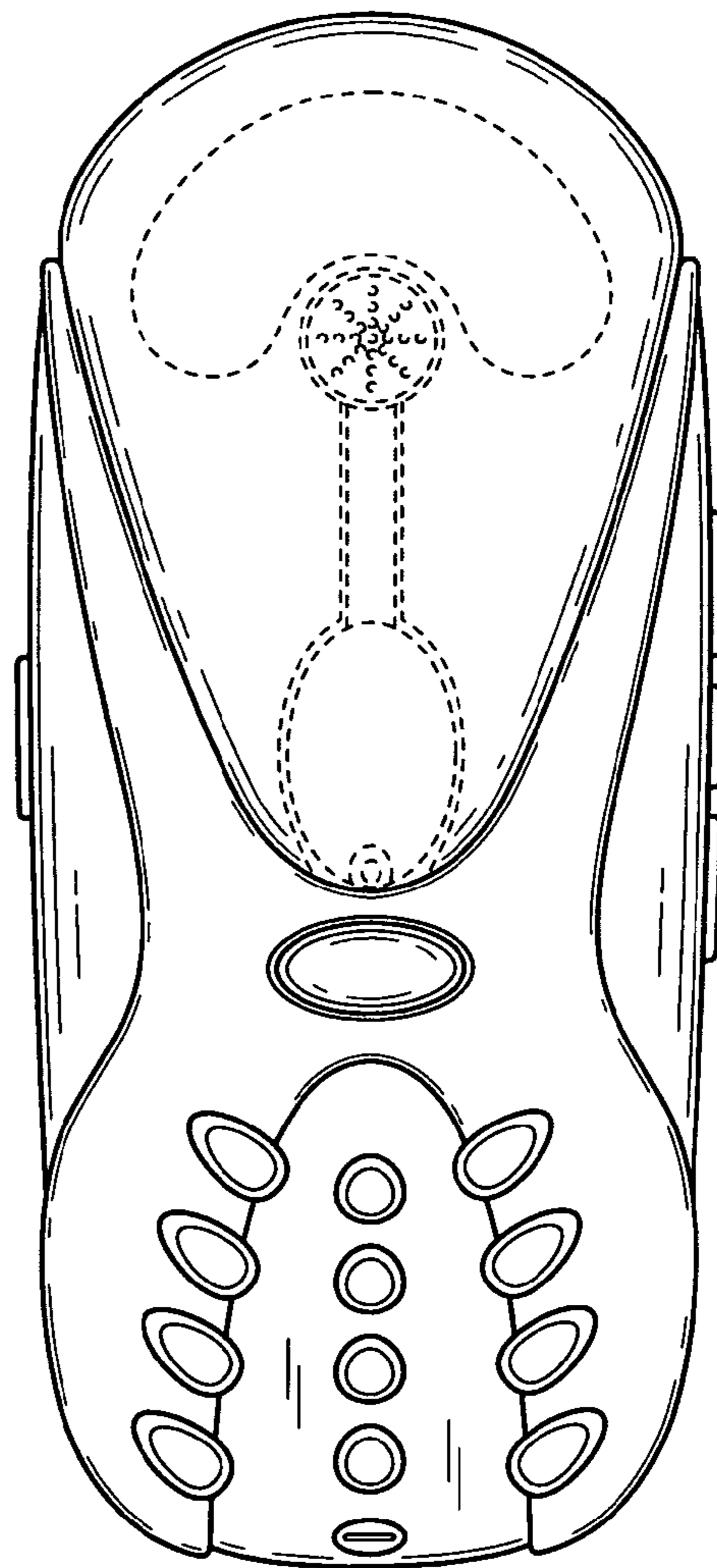
## U.S. PATENT DOCUMENTS

D469,416 S *	1/2003	Nam	.....	D14/138	7,292,823 B2 *	11/2007	Kuo	.....	455/41.2
D479,513 S *	9/2003	Bricaud et al.	.....	D14/138	D565,003 S *	3/2008	Kim et al.	.....	D14/138
D481,690 S *	11/2003	Salmi	.....	D14/138	D566,075 S *	4/2008	Leng et al.	.....	D14/137
D481,695 S *	11/2003	Sinclair	.....	D14/138	D567,205 S *	4/2008	Kim et al.	.....	D14/138
D486,458 S *	2/2004	Chen et al.	.....	D14/138	2002/0058531 A1 *	5/2002	Terasaki et al.	.....	455/556
D491,544 S *	6/2004	Kolinen	.....	D14/138	2004/0198476 A1 *	10/2004	Aikawa et al.	.....	455/575.3
D497,890 S *	11/2004	Chien	.....	D14/138	2005/0026656 A1 *	2/2005	Park et al.	.....	455/557
D523,835 S *	6/2006	Huang	.....	D14/138	2007/0188472 A1 *	8/2007	Ghassabian	.....	345/169

\* cited by examiner



**FIG. 1**



**FIG. 2**




FIG. 5




FIG. 4

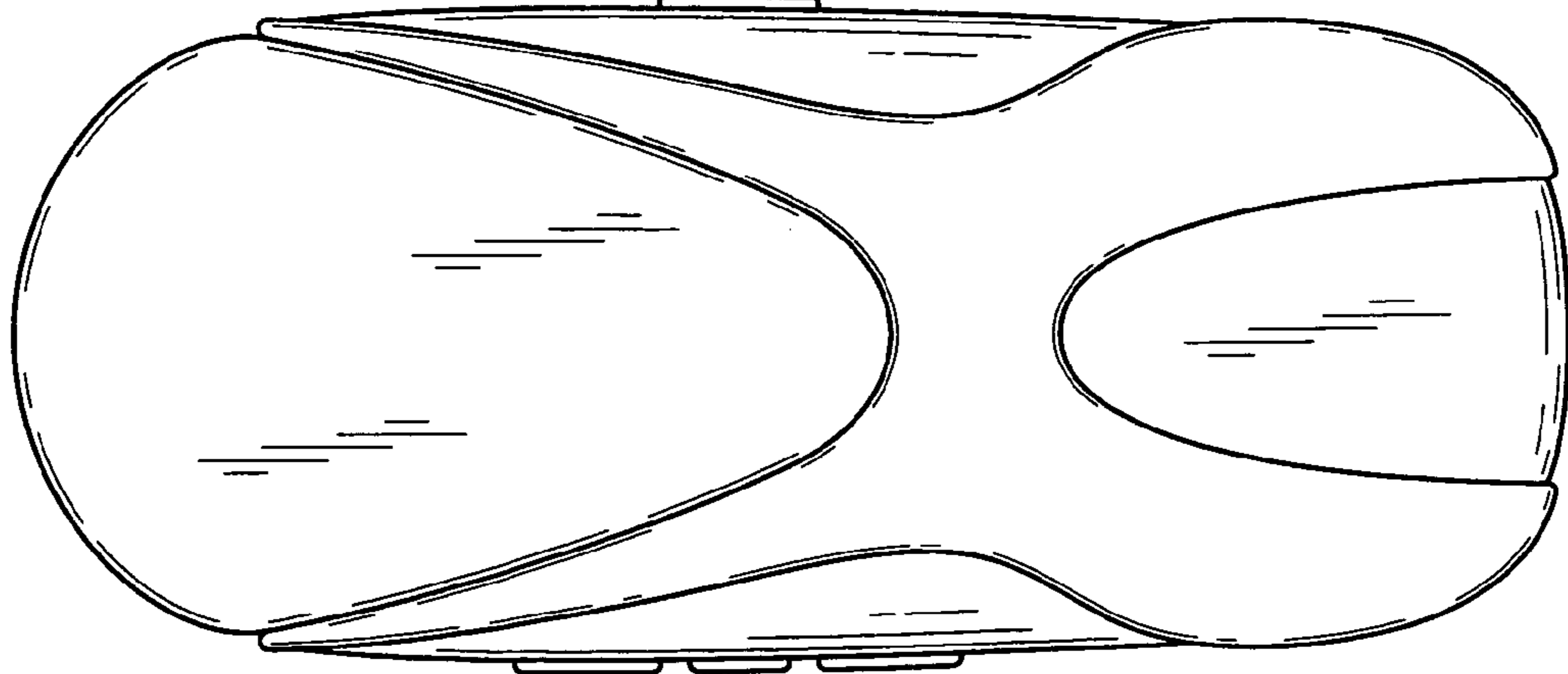
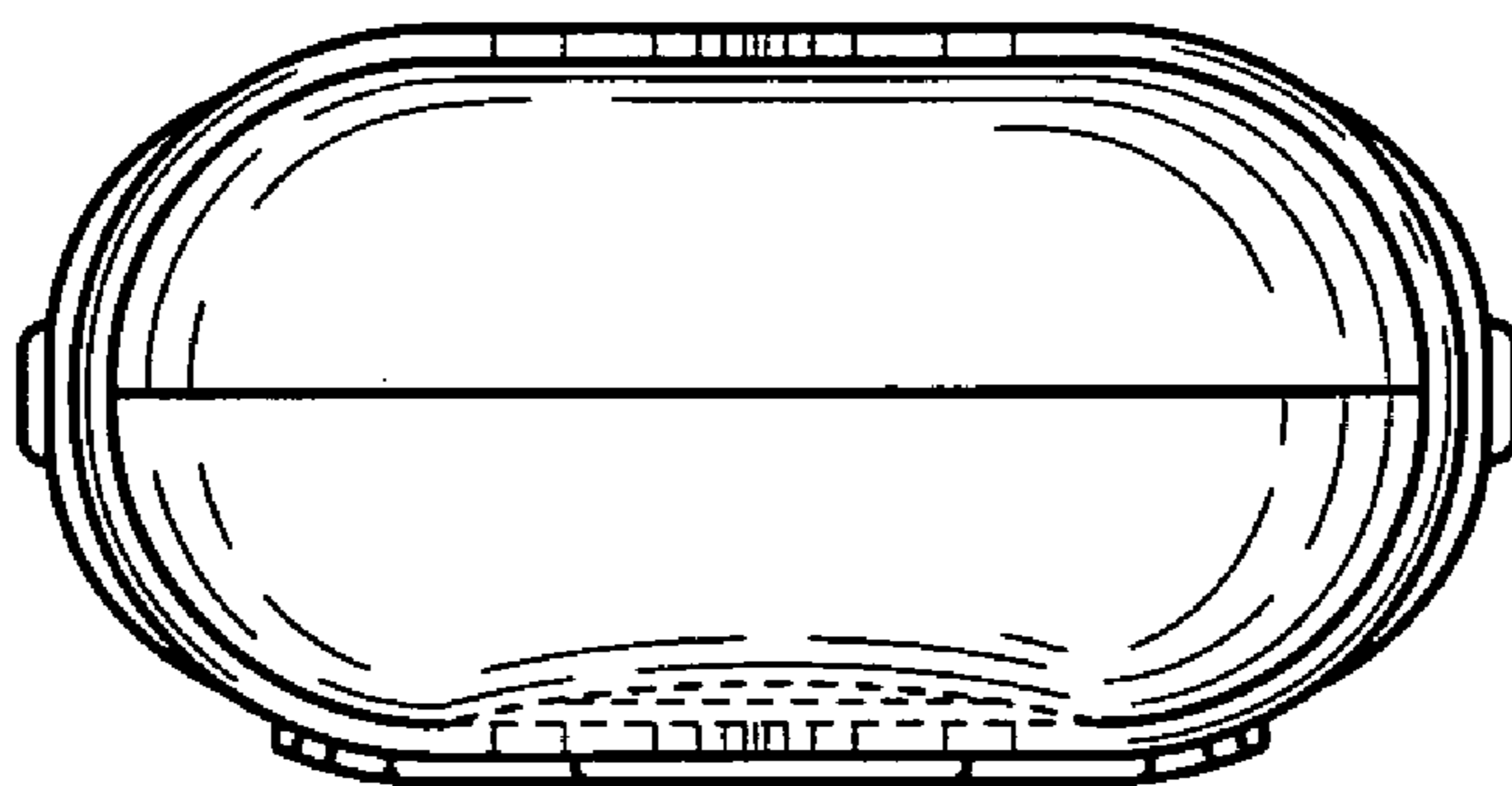



FIG. 3



**FIG. 6**



**FIG. 7**