



US00D603811S

(12) **United States Design Patent**  
**Son**

(10) **Patent No.:** **US D603,811 S**  
(45) **Date of Patent:** **\*\* Nov. 10, 2009**

(54) **LIGHT-EMITTING DIODE PACKAGE**

(75) Inventor: **Won Jin Son**, Gwangju (KR)

(73) Assignee: **LG Innotek Co., Ltd.**, Seoul (KR)

(\*\*) Term: **14 Years**

(21) Appl. No.: **29/326,565**

(22) Filed: **Oct. 21, 2008**

(30) **Foreign Application Priority Data**

Jul. 9, 2008 (KR) ..... 30-2008-0029636

(51) **LOC (9) Cl.** ..... **13-03**

(52) **U.S. Cl.** ..... **D13/180**

(58) **Field of Classification Search** ..... D13/180;  
D26/2; 257/79, 80, 81, 88, 89, 95, 98, 99,  
257/100; 313/483, 498, 500; 362/555, 800  
See application file for complete search history.

(56) **References Cited**

**U.S. PATENT DOCUMENTS**

6,999,318 B2 \* 2/2006 Newby ..... 361/719  
D524,260 S \* 7/2006 Ishizaka et al. .... D13/180  
D530,288 S \* 10/2006 Nagai ..... D13/180

D575,245 S \* 8/2008 Yen ..... D13/180  
2004/0041222 A1 \* 3/2004 Loh ..... 257/433  
2006/0092637 A1 \* 5/2006 Yeh ..... 362/249  
2006/0220049 A1 \* 10/2006 Flaherty et al. .... 257/98

\* cited by examiner

*Primary Examiner*—Selina Sikder

(74) *Attorney, Agent, or Firm*—Birch, Stewart, Kolasch & Birch, LLP

(57) **CLAIM**

The ornamental design for a light-emitting diode package, as shown and described.

**DESCRIPTION**

FIG. 1 is a top, front perspective view of the light-emitting diode showing my new design;

FIG. 2 is a front view thereof, the rear view being a mirror image thereof;

FIG. 3 is a left side view thereof, the right side being a mirror image thereof;

FIG. 4 is a top plan view thereof; and,

FIG. 5 is a bottom plan view thereof.

**1 Claim, 2 Drawing Sheets**

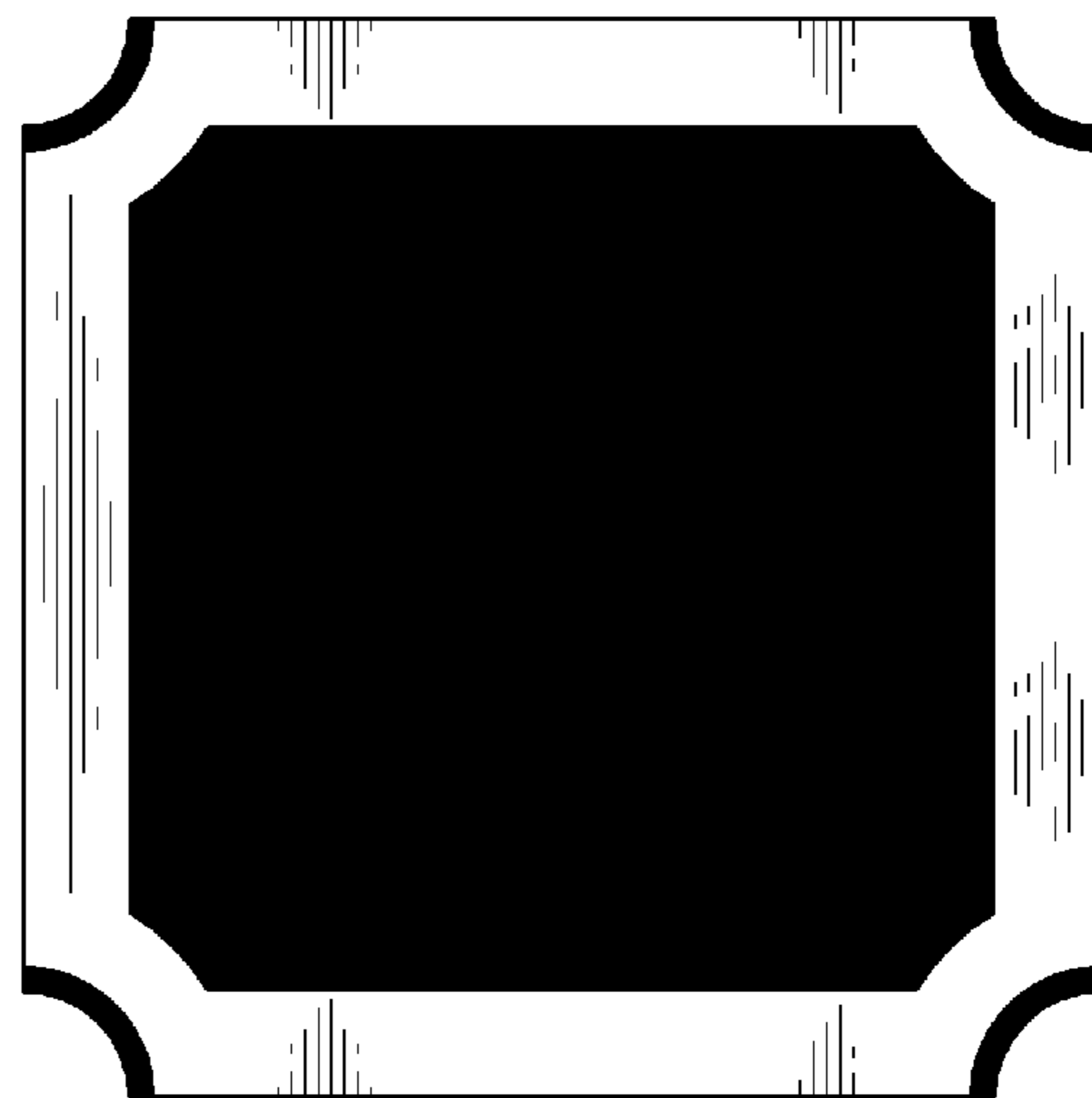



Fig. 1




Fig. 2

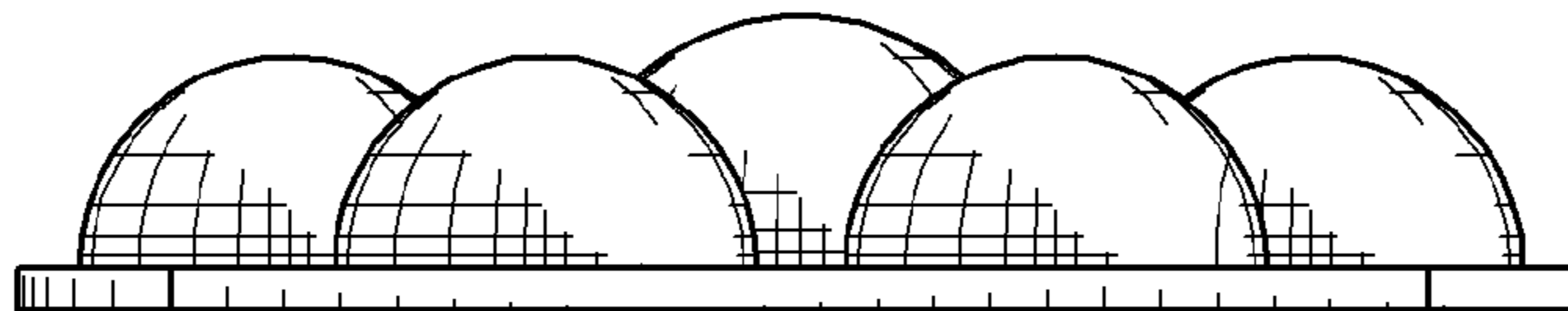


Fig. 3

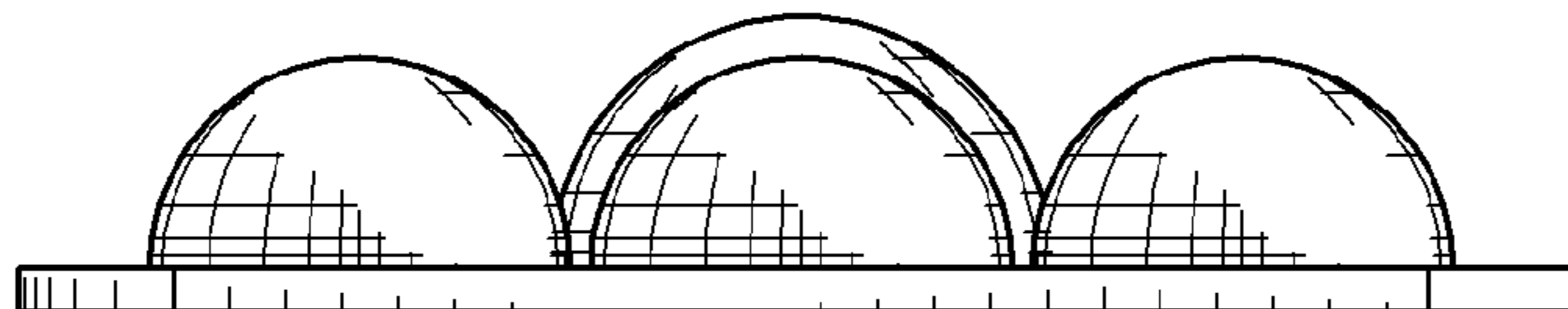


Fig. 4

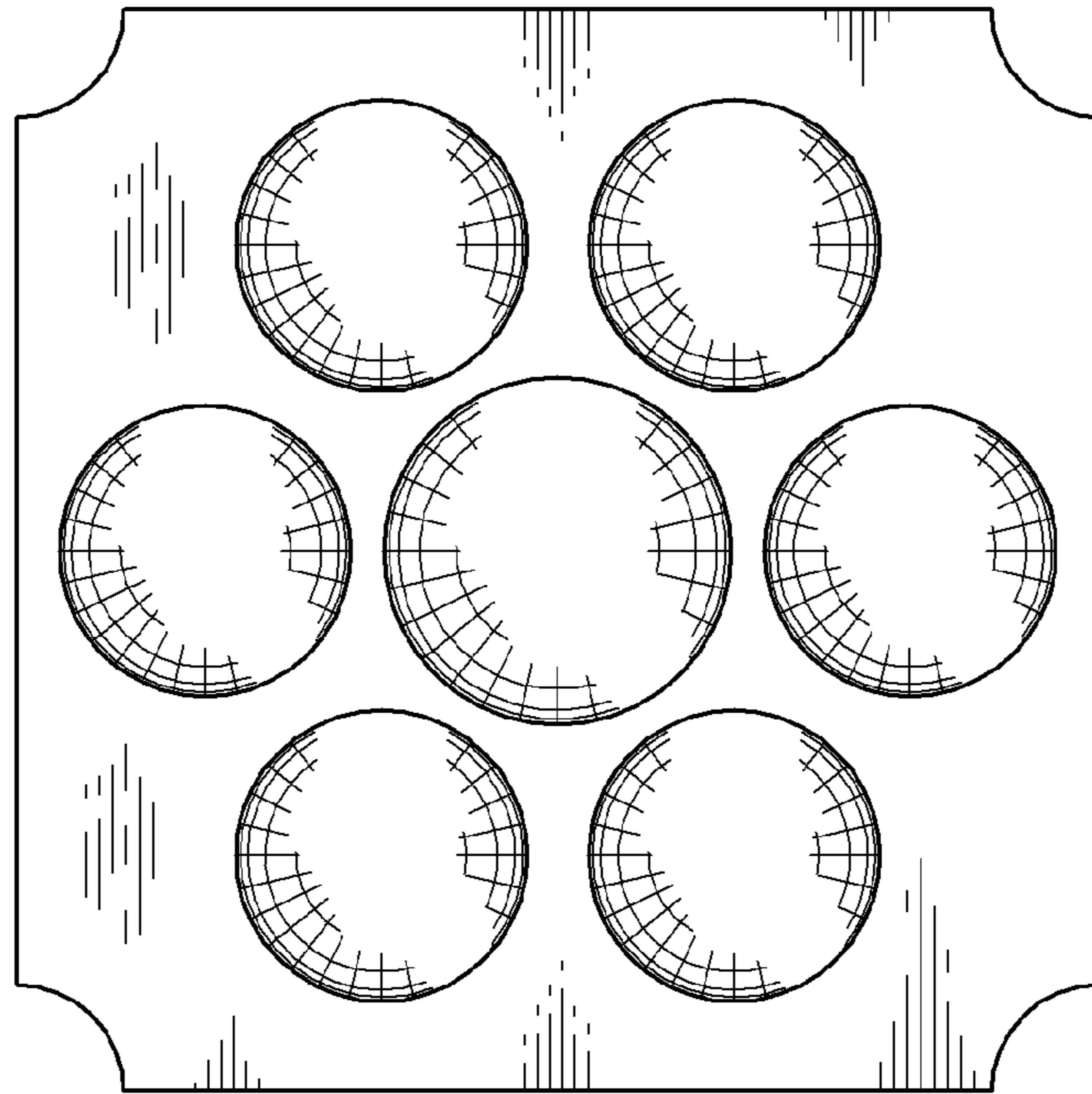


Fig. 5

