



US00D603791S

(12) **United States Design Patent**
Daniel

(10) **Patent No.:** **US D603,791 S**

(45) **Date of Patent:** **** Nov. 10, 2009**

(54) **COMPONENT OF A CHARGING DEVICE**

(74) *Attorney, Agent, or Firm*—Ladas & Parry LLP

(76) **Inventor:** **James Tyrell Daniel**, 202-204 W. 140th
St., Apt. 5, New York, NY (US) 10030

(57) **CLAIM**

(**) **Term:** **14 Years**

I claim the ornamental design for a component of a charging device, as shown and described.

(21) **Appl. No.:** **29/331,300**

(22) **Filed:** **Jan. 23, 2009**

DESCRIPTION

(51) **LOC (9) Cl.** **13-02**

(52) **U.S. Cl.** **D13/108; D13/102**

(58) **Field of Classification Search** D13/102,
D13/107–110, 118–119, 184; D14/251,
D14/253, 432, 434; 320/101–102, 107–115
See application file for complete search history.

FIG. 1 is a front-side perspective view of a first embodiment of a component of a charging device showing my/our new design;

FIG. 2 is a front view thereof;

FIG. 3 is a back view thereof;

FIG. 4 is a left side view thereof;

FIG. 5 is a right side view thereof;

FIG. 6 is a top view thereof;

FIG. 7 is a bottom view thereof; and,

FIG. 8 is a front view of an interconnected plurality of first embodiments of a component of a charging device.

(56) **References Cited**

U.S. PATENT DOCUMENTS

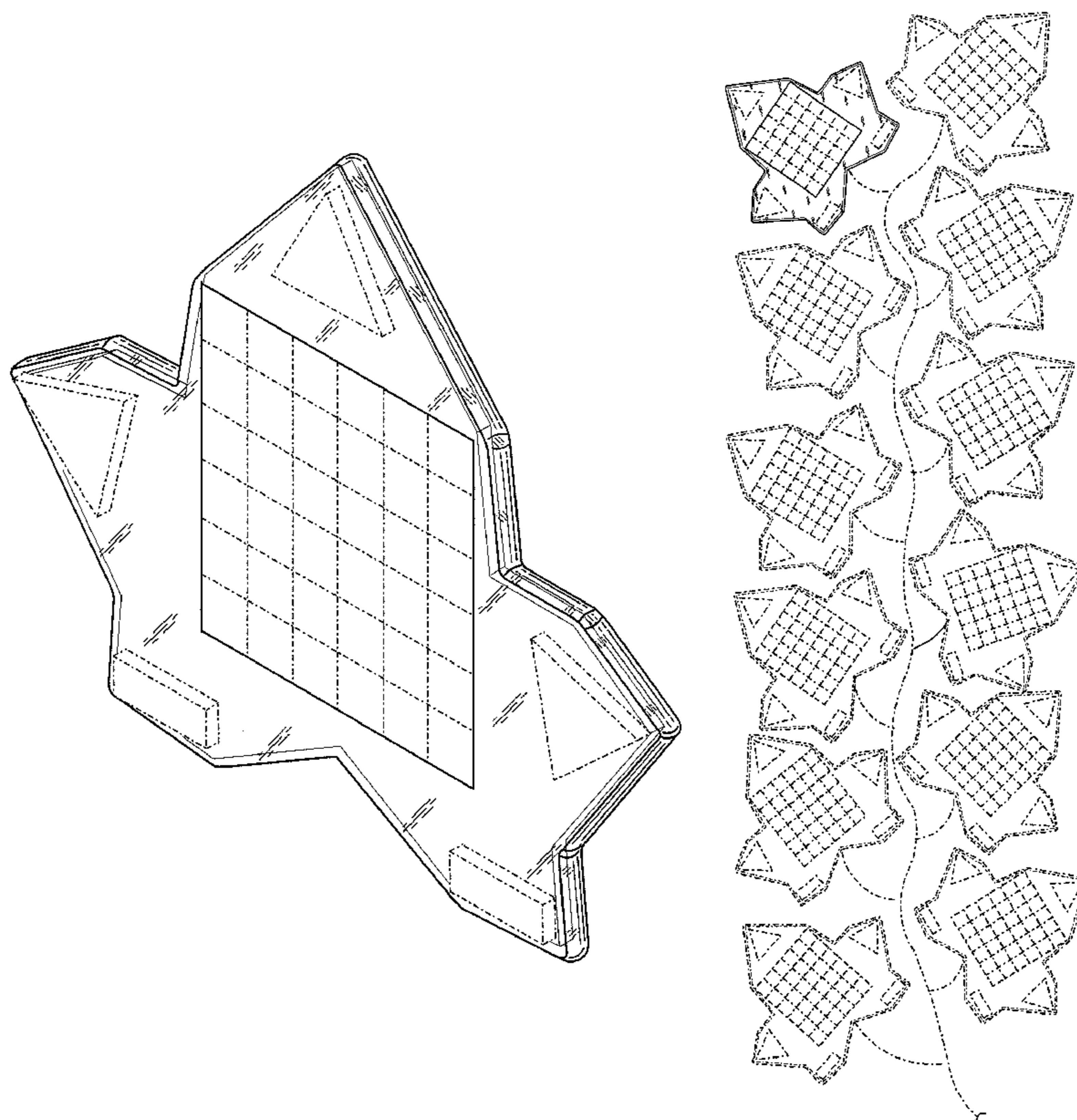
4,786,851	A	*	11/1988	Fuji et al.	320/101
D484,095	S	*	12/2003	Stacey	D13/110
D524,727	S	*	7/2006	Yamashita et al.	D13/102
D558,139	S	*	12/2007	Sharma et al.	D13/102
D577,332	S	*	9/2008	Moore	D13/102
D588,534	S	*	3/2009	Sharma et al.	D13/102
D591,229	S	*	4/2009	Sharma et al.	D13/102

In the embodiments in FIGS. 1–8, one or more of the broken lines and the subject matter contained therein are shown for the purpose of providing the environmental structure of the design and are disclaimed in that they form no part of the design to be patented.

* cited by examiner

Primary Examiner—Jennifer Rivard
Assistant Examiner—Rosemary K Tarcza

1 Claim, 5 Drawing Sheets



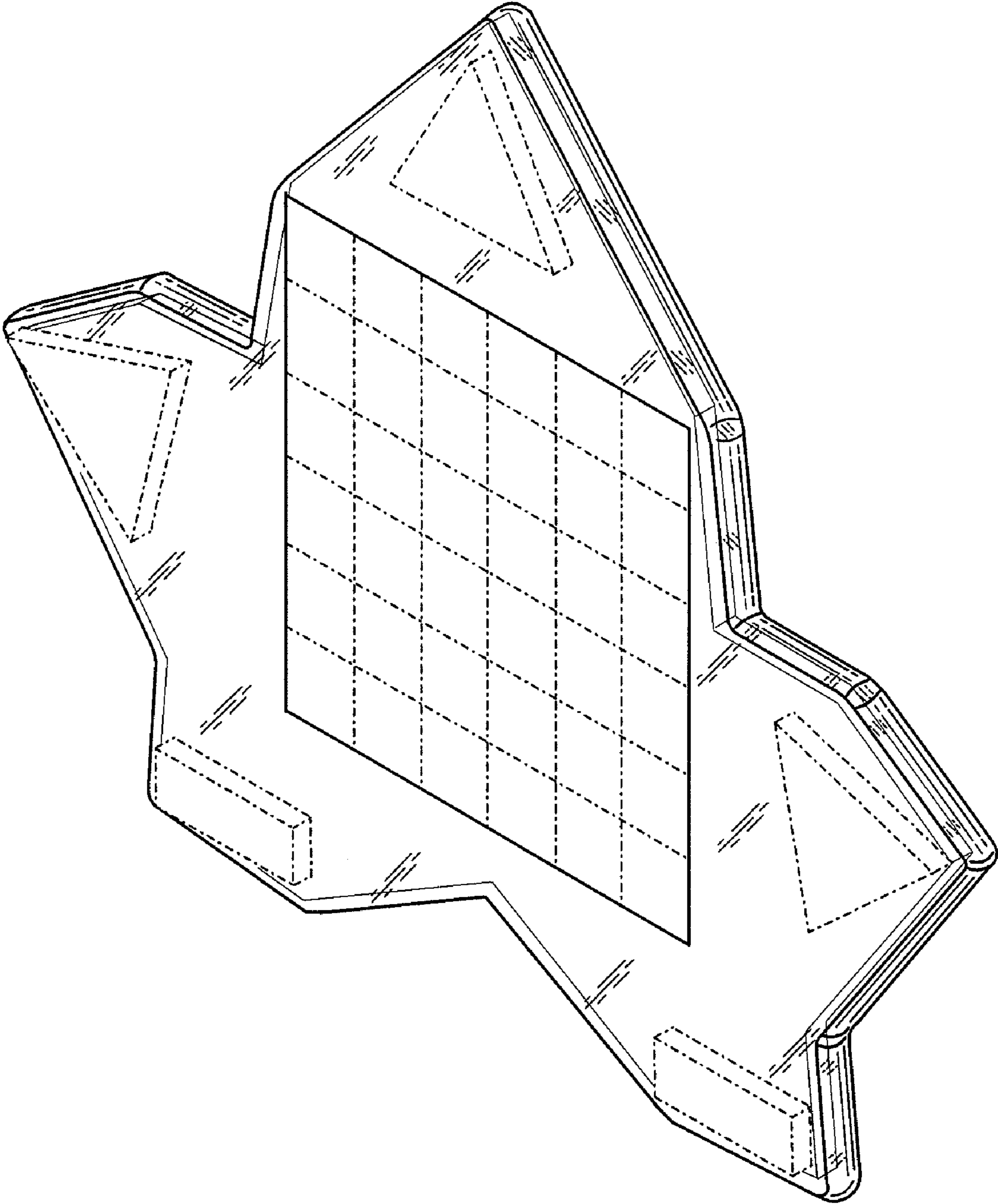


FIG. 1

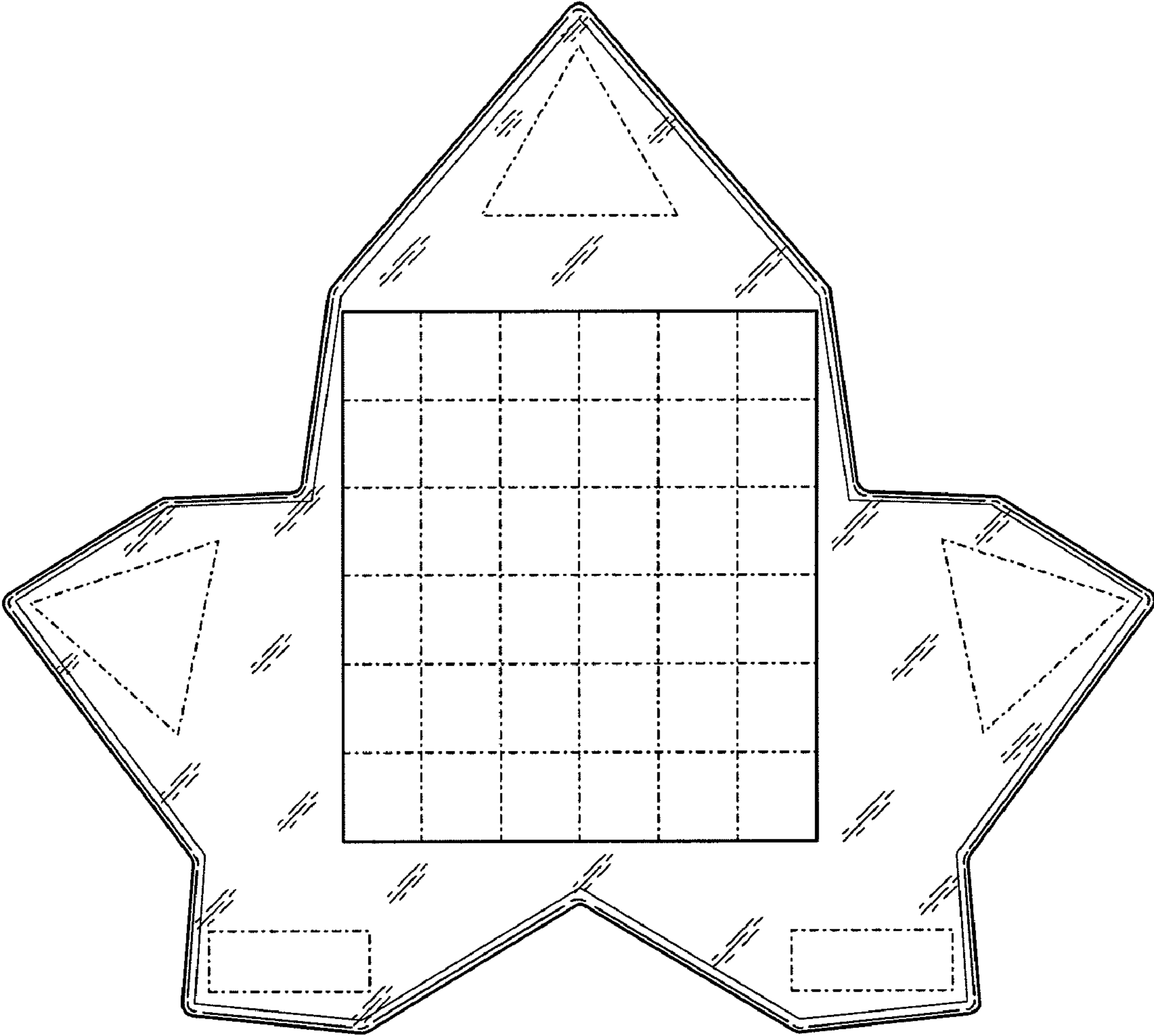


FIG. 2

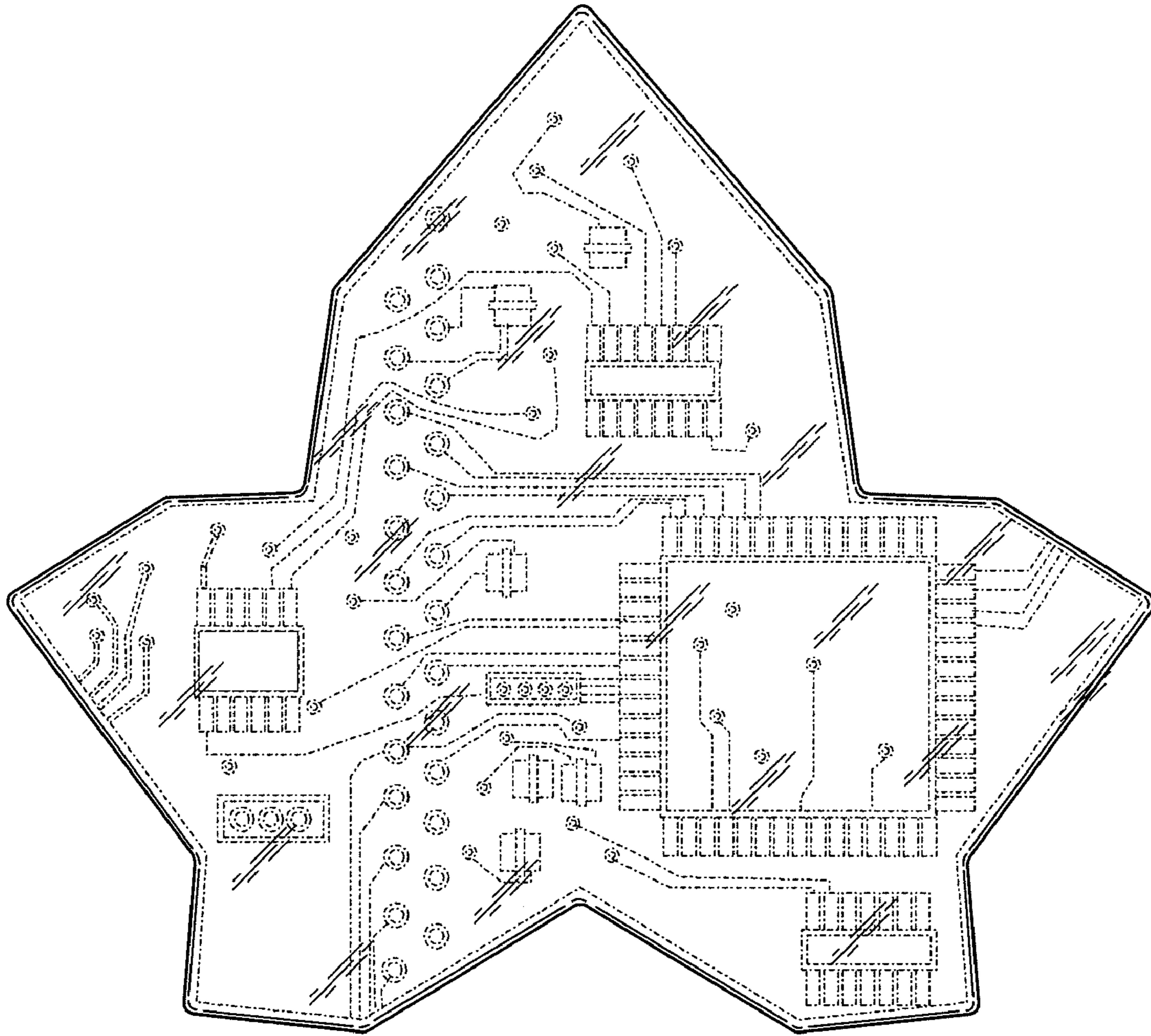


FIG. 3



FIG. 4




FIG. 5

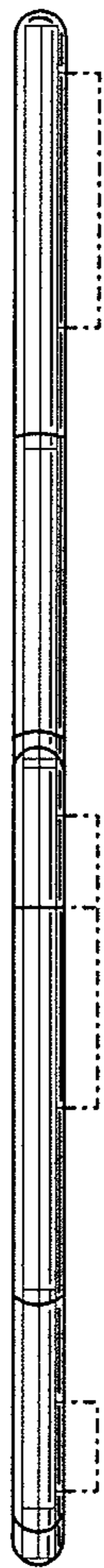


FIG. 6



FIG. 7

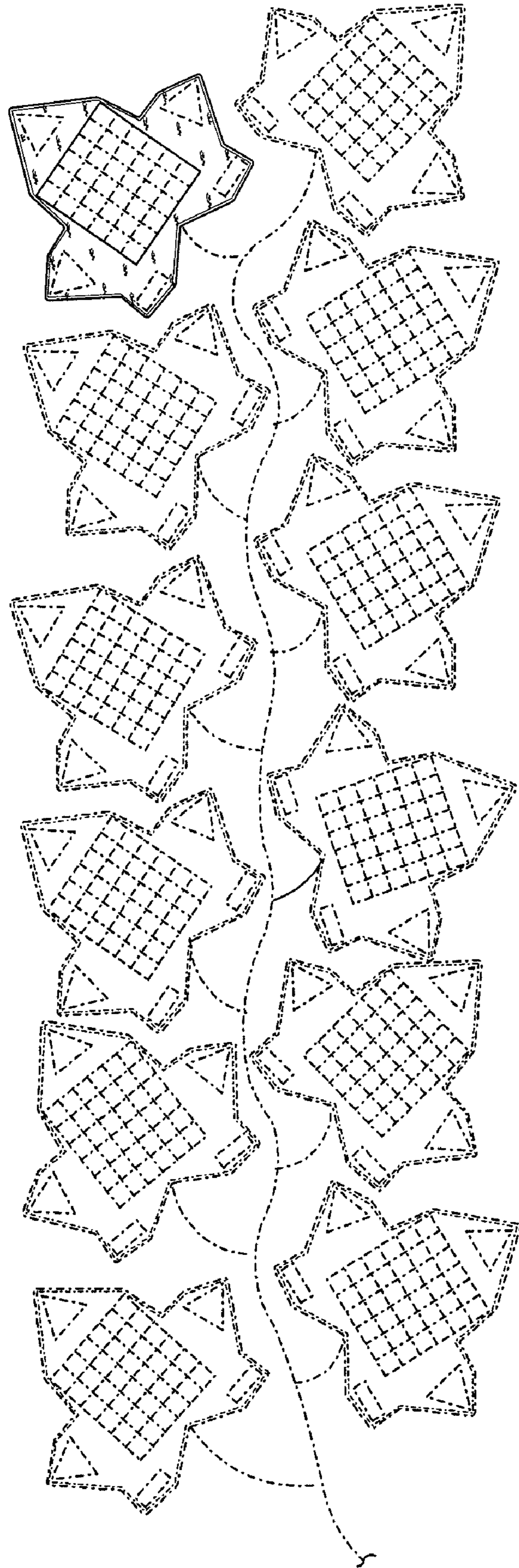


FIG. 8