



US00D603777S

(12) **United States Design Patent**
Masanek, Jr.

(10) **Patent No.:** **US D603,777 S**

(45) **Date of Patent:** **** Nov. 10, 2009**

(54) **FLOOR MAT**

(75) **Inventor:** **Frederick W. Masanek, Jr.**, Barrington, IL (US)

(73) **Assignee:** **David F. MacNeil**, Hinsdale, IL (US)

(**) **Term:** **14 Years**

(21) **Appl. No.:** **29/334,972**

(22) **Filed:** **Apr. 6, 2009**

(51) **LOC (9) Cl.** **12-16**

(52) **U.S. Cl.** **D12/203**

(58) **Field of Classification Search** D12/203;
280/163-164.1; 15/215-217; 428/138, 141;
296/97.23; D6/582-586, 592, 588; D25/163,
D25/151; D32/57; D5/44, 53; 52/314, 311.2;
405/302.6-302.7, 16

See application file for complete search history.

(56) **References Cited**

U.S. PATENT DOCUMENTS

D196,909 S	*	11/1963	Zeman	D25/151
D456,532 S	*	4/2002	Sweeting-McCombs et al.		D25/163
D462,791 S	*	9/2002	Sweeting-McCombs et al.		D25/163
6,443,667 B2	*	9/2002	Brown	405/302.6
D529,853 S	*	10/2006	Thom	D12/203
D559,606 S	*	1/2008	Snell	D6/583
D560,048 S	*	1/2008	Snell	D32/57
D583,569 S	*	12/2008	Claudat	D5/53

OTHER PUBLICATIONS

Cabela's, Cabela's TrailGear Flexible Floor Mats placard, sold as early as Jan. 2006.

* cited by examiner

Primary Examiner—Stacia Cadmus

(74) *Attorney, Agent, or Firm*—Momkus McCluskey, LLC; Jefferson Perkins; Steven Behnken

(57) **CLAIM**

The ornamental design for a floor mat, as shown and described.

DESCRIPTION

FIG. 1 is a perspective view of a floor mat showing my new design;

FIG. 2 is a perspective view of a second embodiment of a floor mat, showing my new design;

FIG. 3 is a cross section view taken along line 3—3 in FIG. 1;

FIG. 4 is a cross section view taken along line 4—4 in FIG. 2;

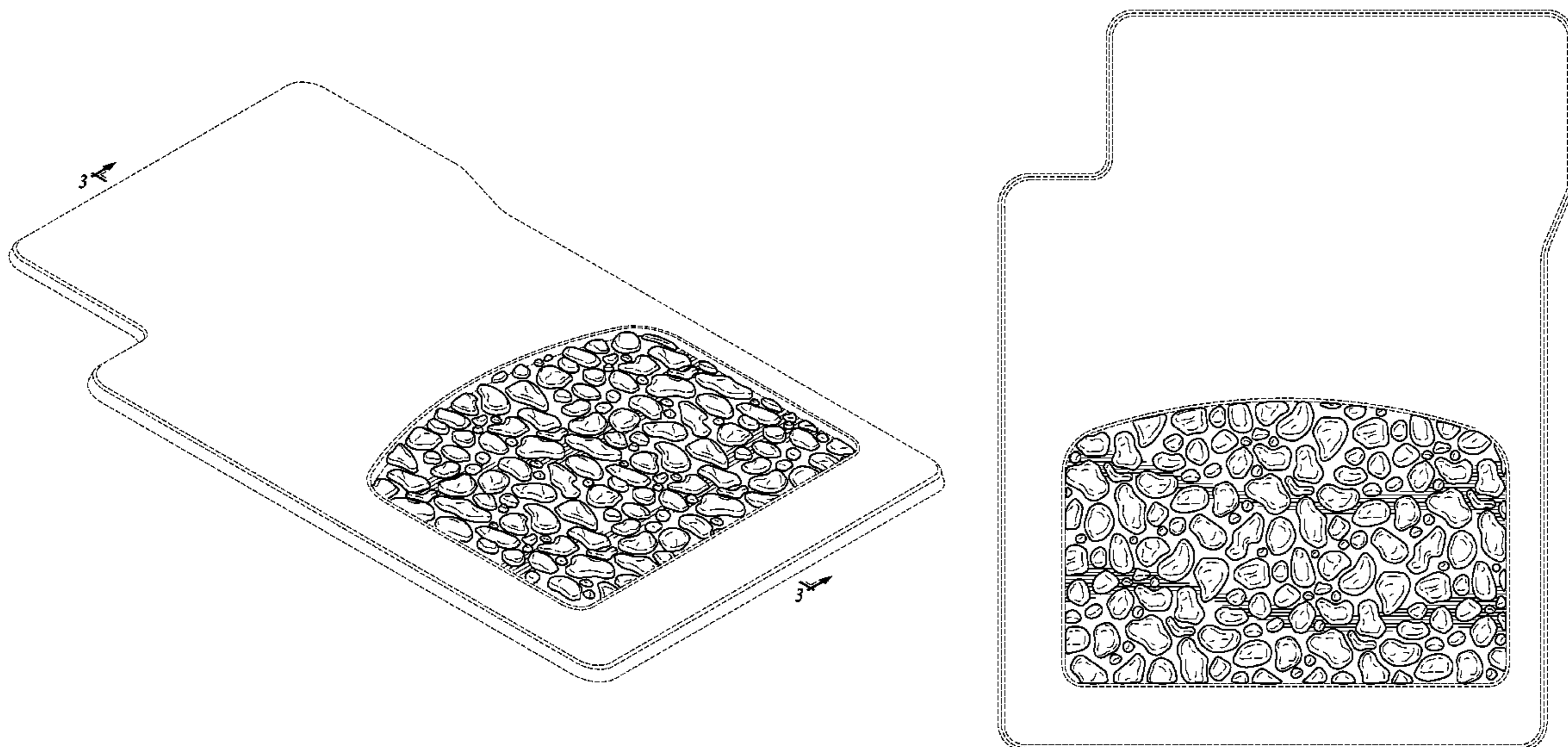
FIG. 5 is a top plan view of the floor mat in FIG. 1; and,

FIG. 6 is a top plan view of the floor mat in FIG. 2.

The peripheral upper surfaces, the back, and the external sides of the vehicle floor trays or mats into which my design is incorporated are unadorned and form no portion of the design.

The broken line showing of environment is for illustrative purposes only and forms no part of the claimed design.

1 Claim, 5 Drawing Sheets



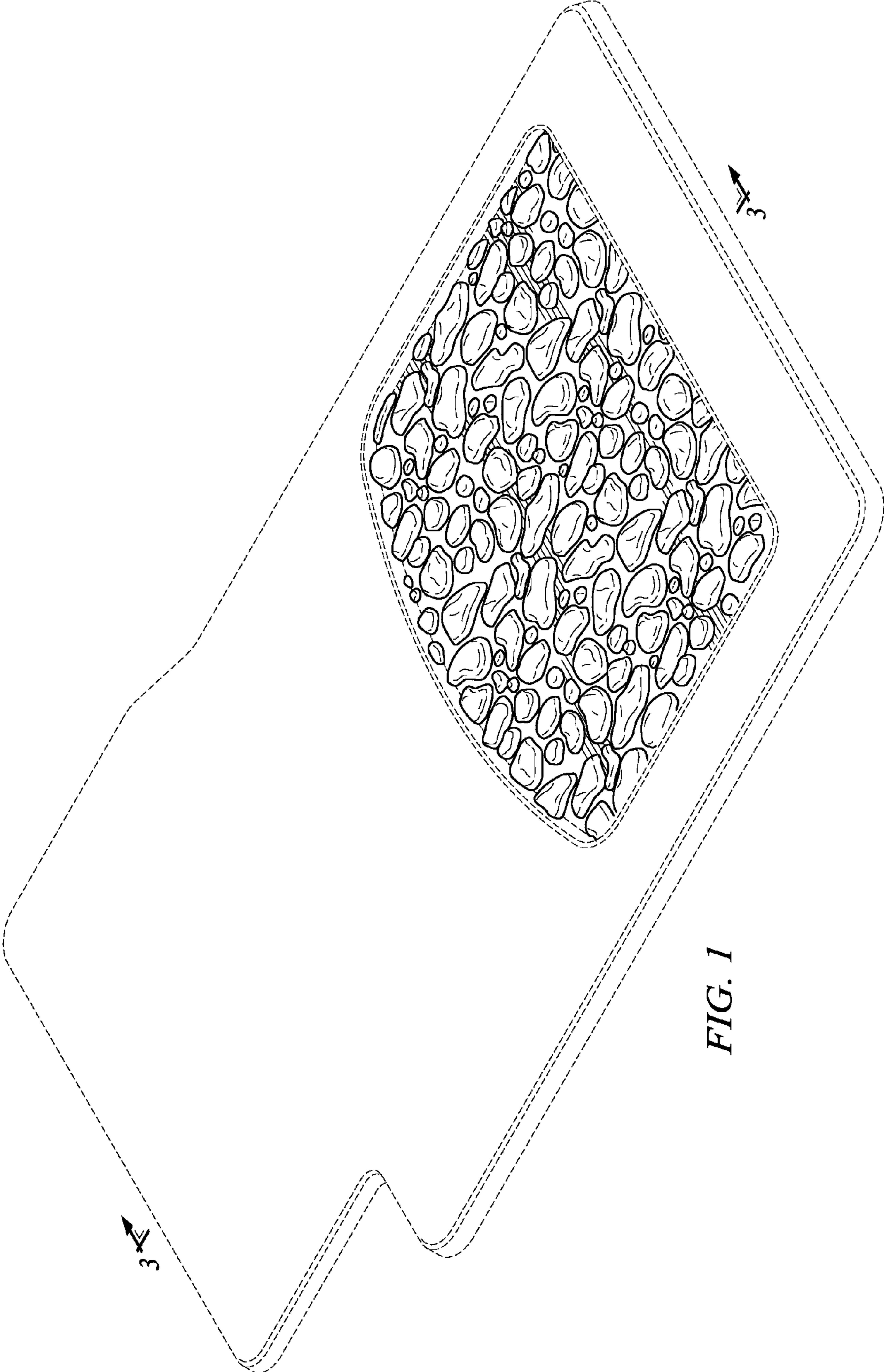


FIG. 1

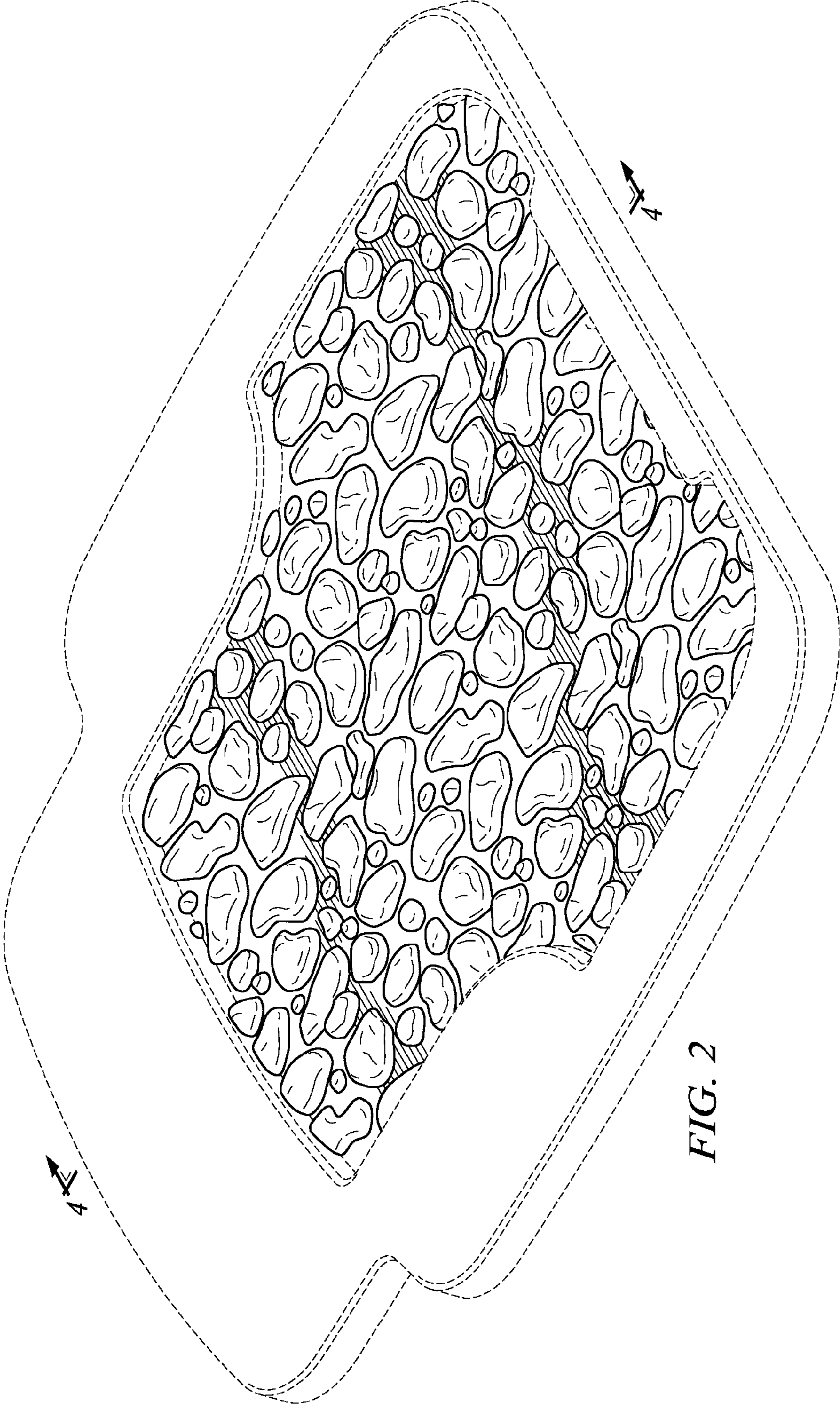


FIG. 2



FIG. 3



FIG. 4

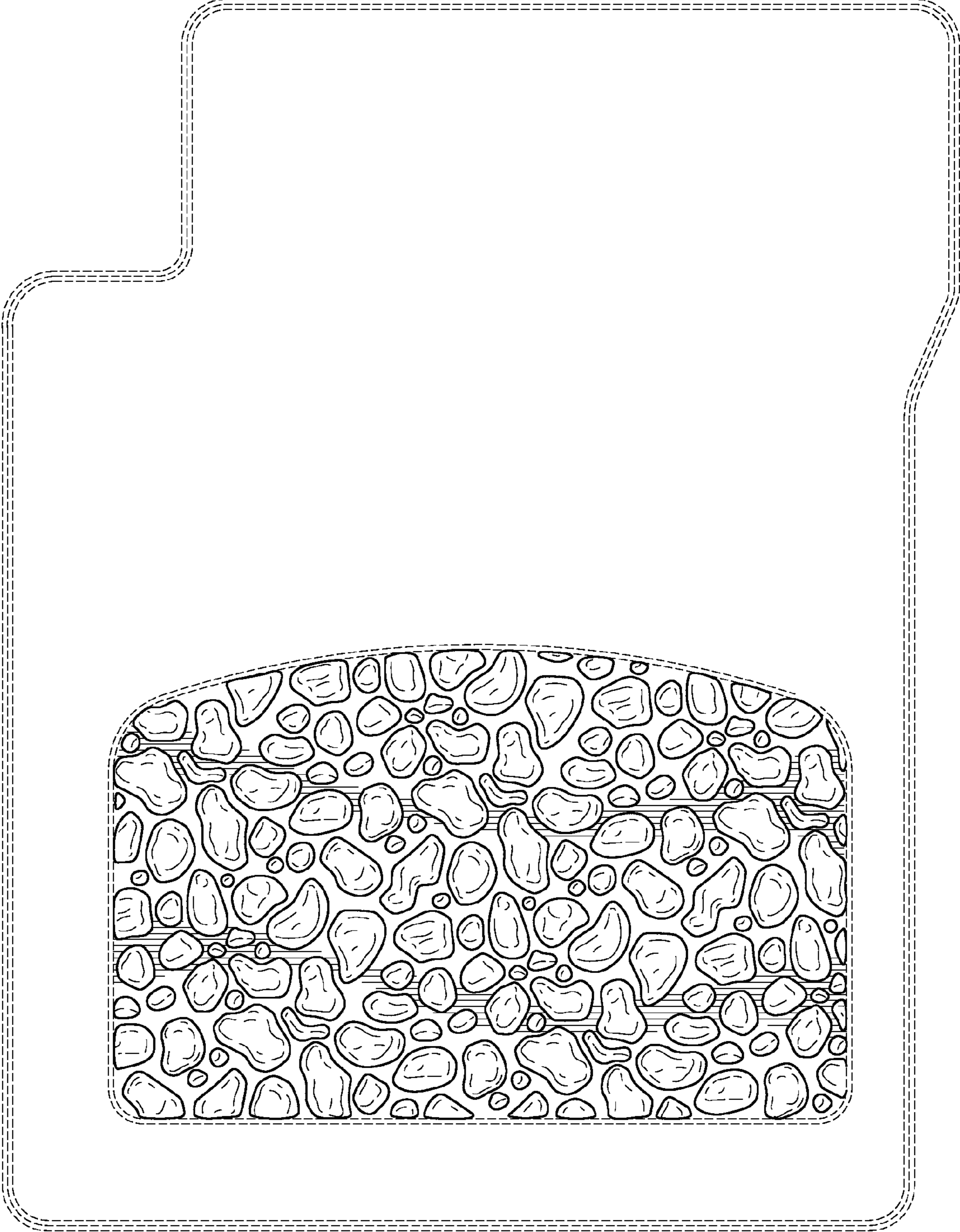


FIG. 5

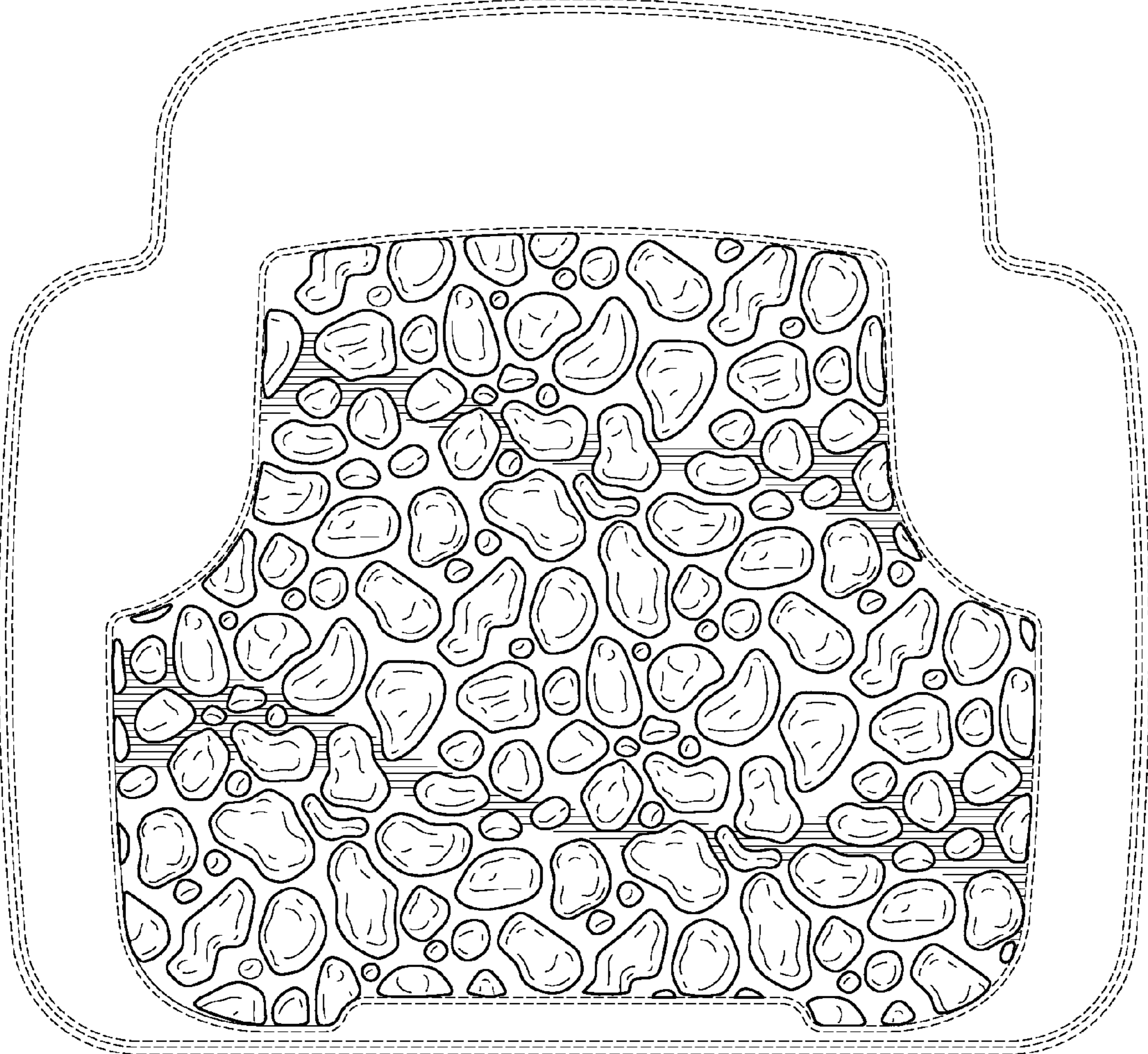


FIG. 6