



US00D603773S

(12) **United States Design Patent**
Schiavone et al.

(10) **Patent No.:** **US D603,773 S**

(45) **Date of Patent:** **** Nov. 10, 2009**

(54) **VEHICLE FRONT FENDER**

(75) Inventors: **Patrick Schiavone**, Bloomfield, MI (US); **Doyle Letson**, Novi, MI (US); **Hak Soo Ha**, Northville, MI (US); **Lukas Chung**, Royal Oak, MI (US)

(73) Assignee: **Ford Motor Company**, Dearborn, MI (US)

(**) Term: **14 Years**

(21) Appl. No.: **29/336,873**

(22) Filed: **May 11, 2009**

Related U.S. Application Data

(63) Continuation of application No. 29/319,325, filed on Jun. 6, 2008, now abandoned.

(51) **LOC (9) Cl.** **12-16**

(52) **U.S. Cl.** **D12/184**

(58) **Field of Classification Search** D12/184,
D12/196, 90-92; 280/152.1, 847-849, 851;
296/181.1, 181.5

See application file for complete search history.

(56) **References Cited**

U.S. PATENT DOCUMENTS

D561,667 S * 2/2008 Platto et al. D12/184
D562,201 S * 2/2008 Gresens et al. D12/184
D583,736 S * 12/2008 Schiavone et al. D12/184
D584,667 S * 1/2009 Leclercq D12/184

OTHER PUBLICATIONS

New York 2004 Lincoln Concept Aviator, <http://www.a2mac1.net>.
New York 2007 Lincoln MKX V6, <http://www.a2mac1.net>.

* cited by examiner

Primary Examiner—Melody N Brown

(74) *Attorney, Agent, or Firm*—Damian Porcari

(57) **CLAIM**

The ornamental design for a vehicle front fender, as shown and described.

DESCRIPTION

FIG. 1 is a left side elevational view of a left vehicle front fender (the right vehicle front fender being a mirror of the left and is not illustrated);

FIG. 2 is a front elevational view of the vehicle front fender;

FIG. 3 is a rear elevational view of the vehicle front fender;


FIG. 4 is a right side elevational view of the vehicle front fender;

FIG. 5 is a top plan view of the vehicle front fender; and,

FIG. 6 is a bottom plan view of the vehicle front fender.

Shading is used to illustrate the curvature of the part and not color. Areas shown in or sounded by broken lines are not claimed. Views are orthogonal projections unless otherwise noted. The various views are not necessarily to scale in order to better illustrate the design.

1 Claim, 4 Drawing Sheets



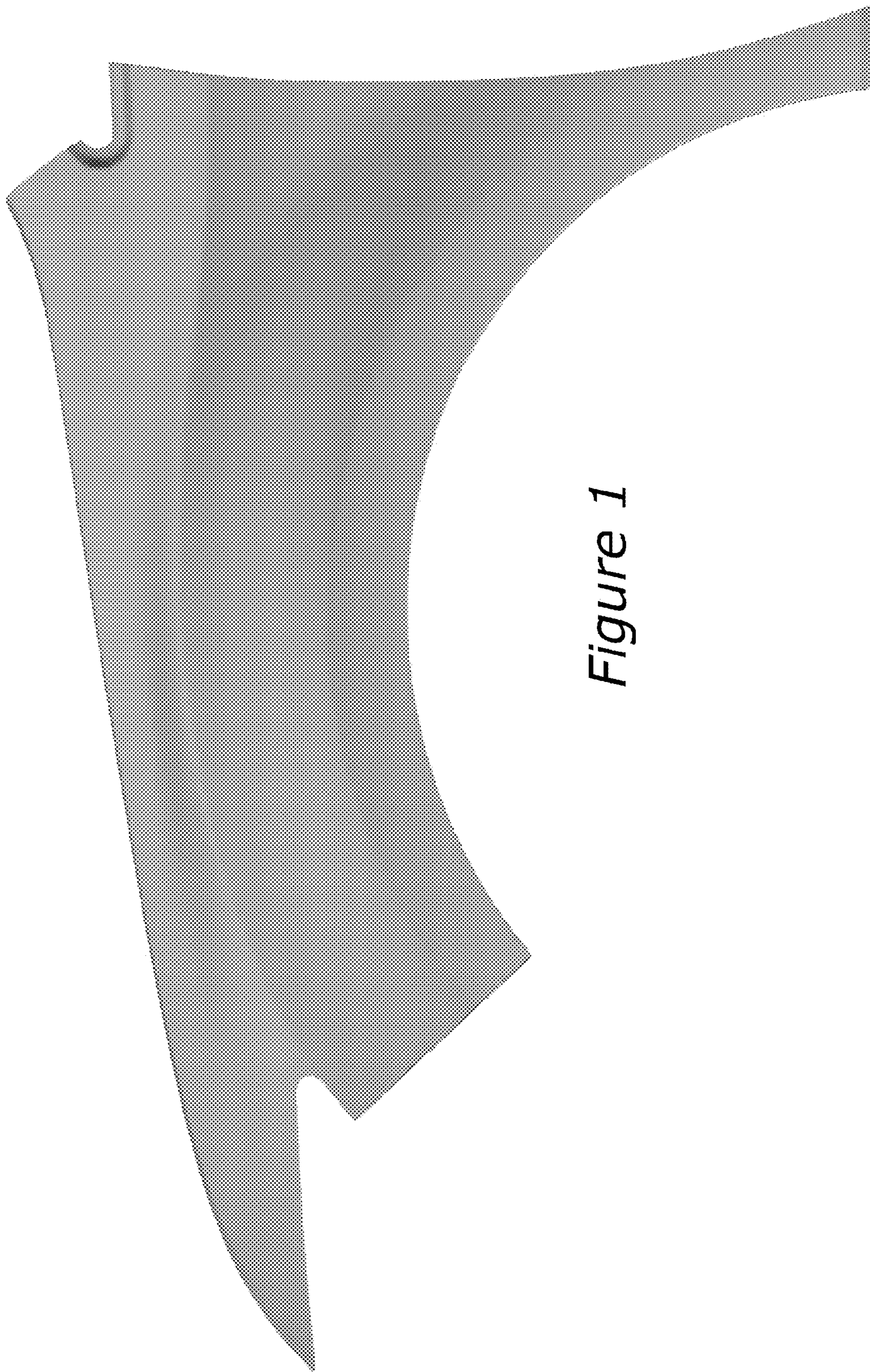


Figure 1

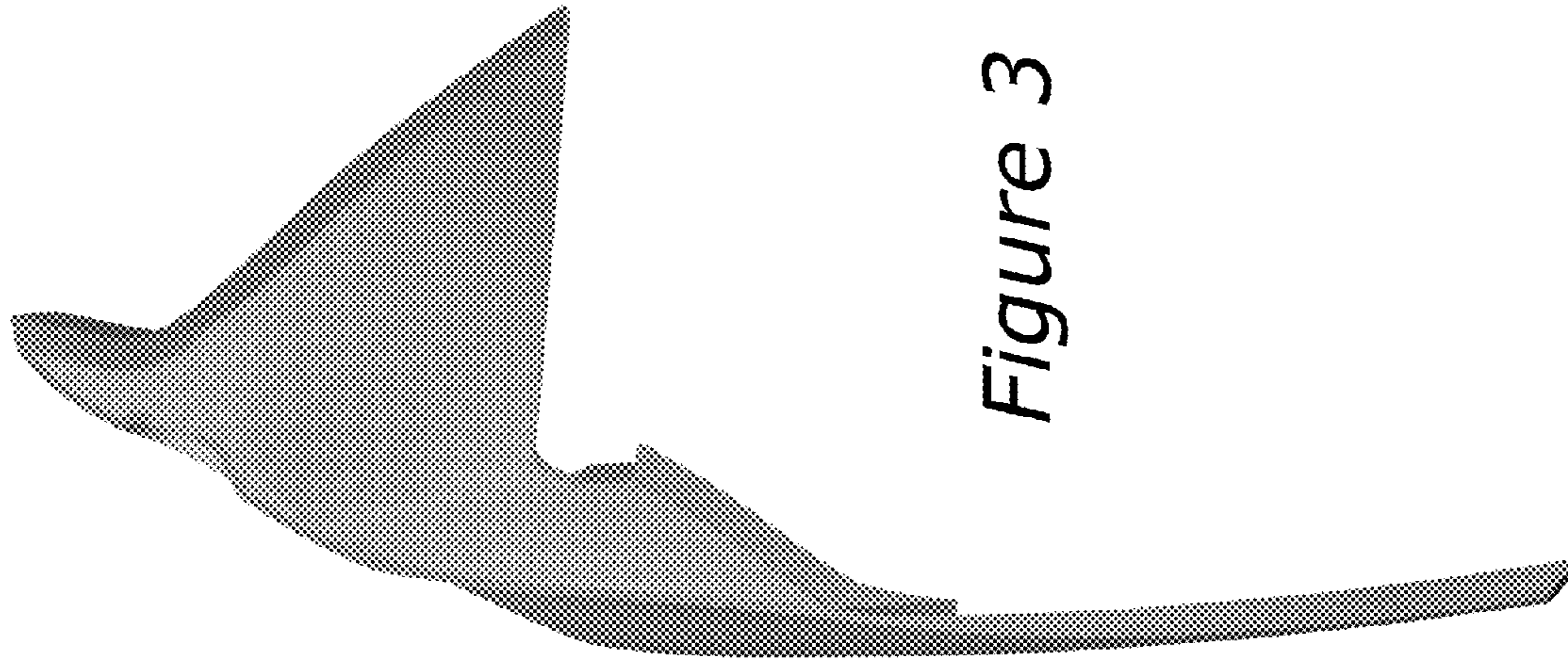


Figure 3

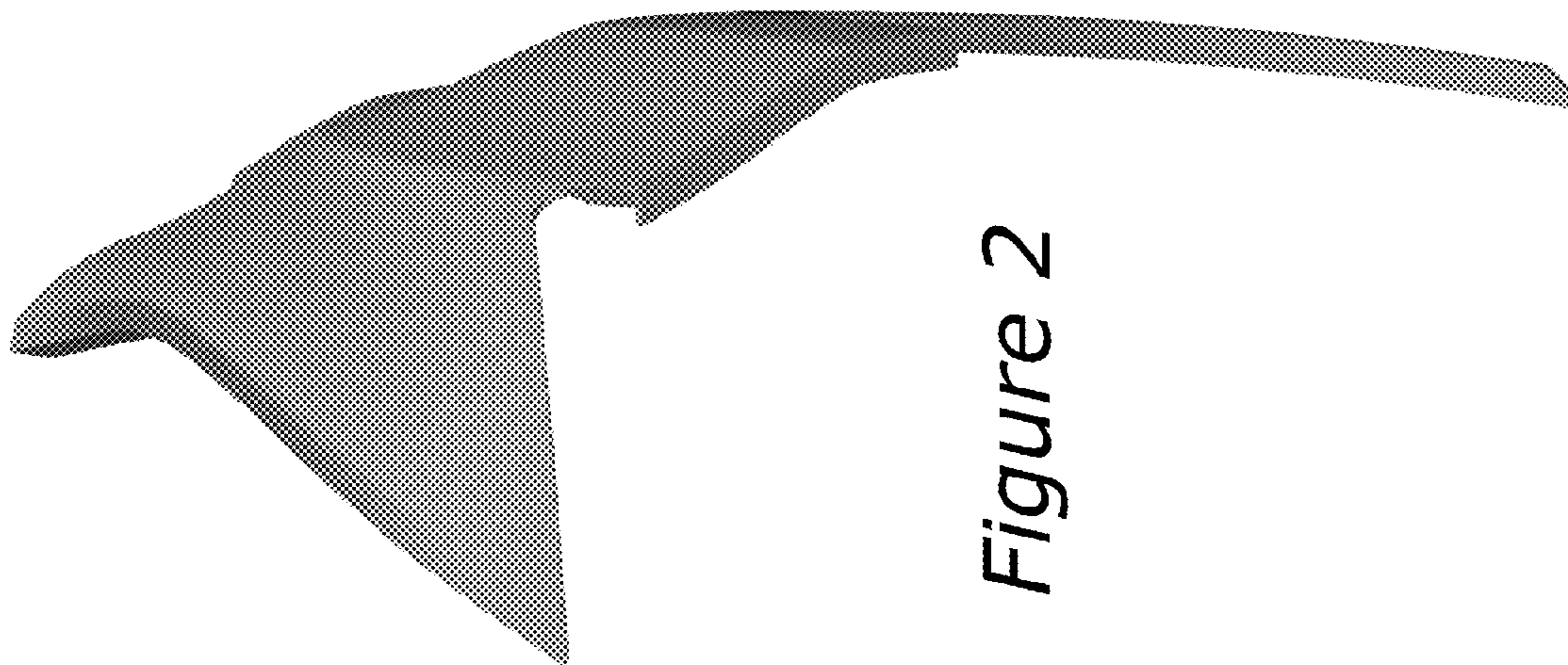


Figure 2

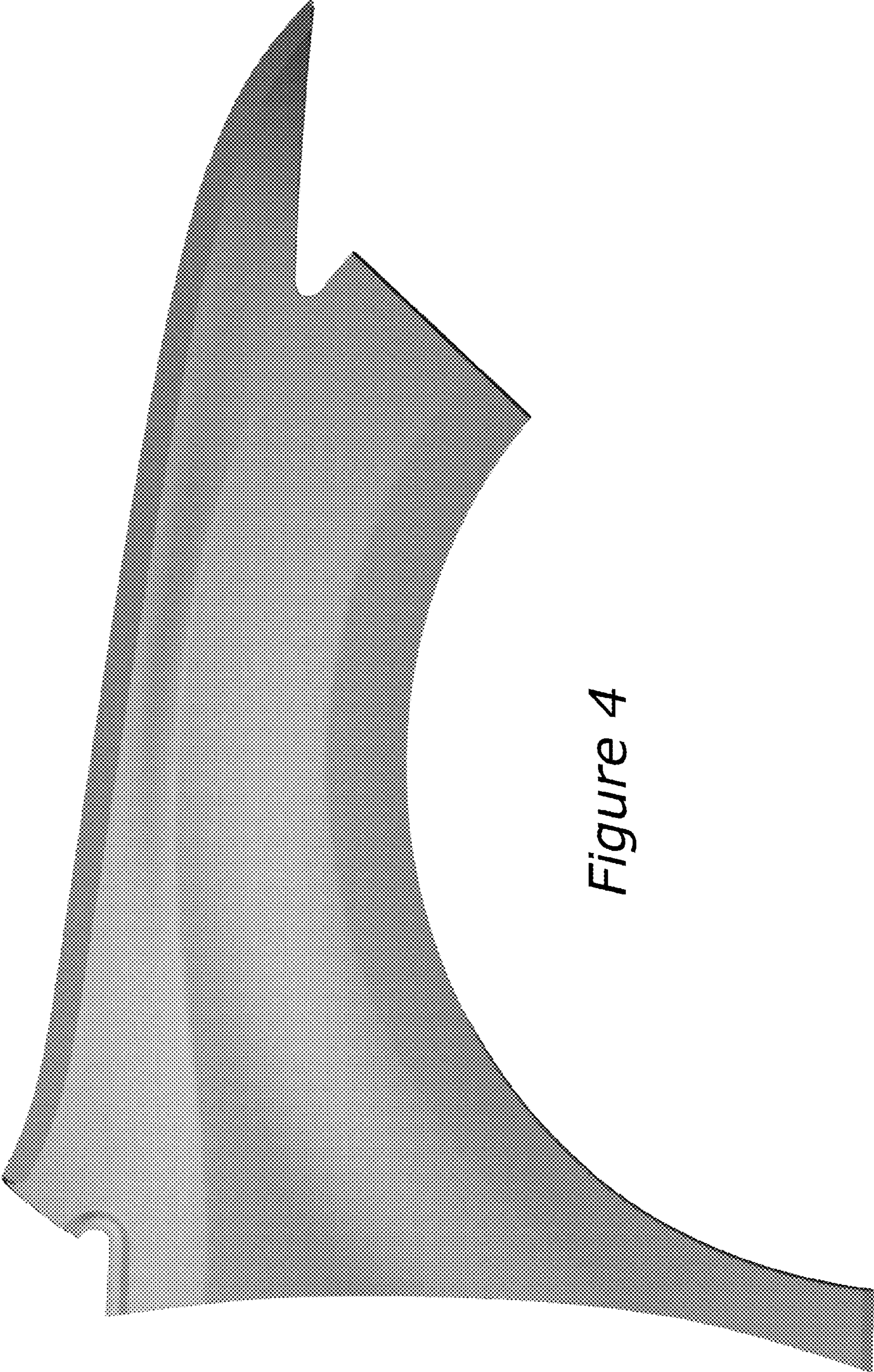


Figure 4

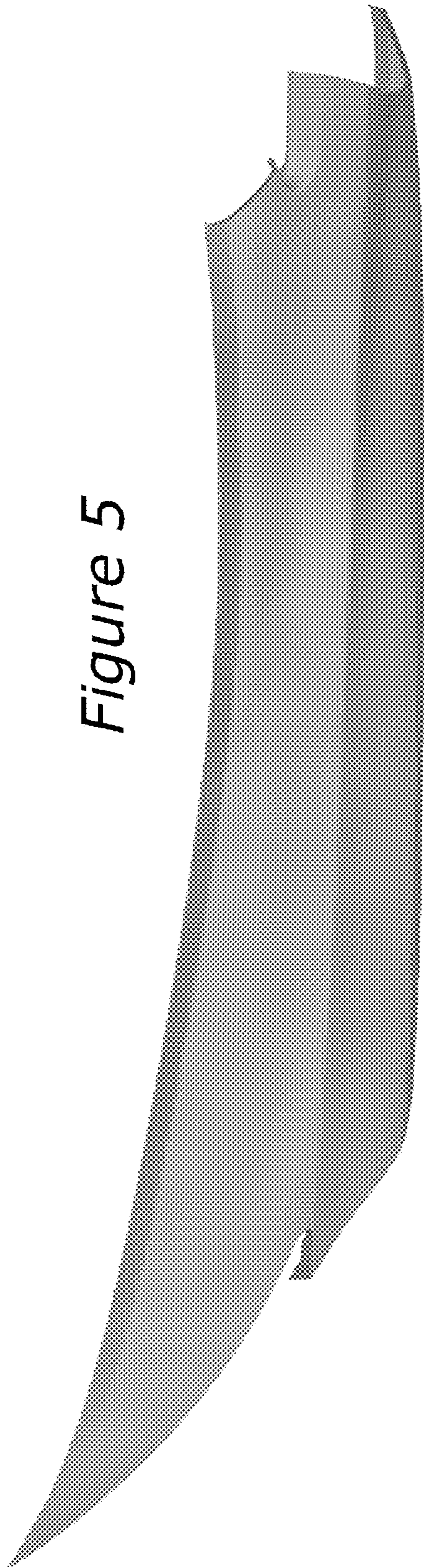


Figure 5

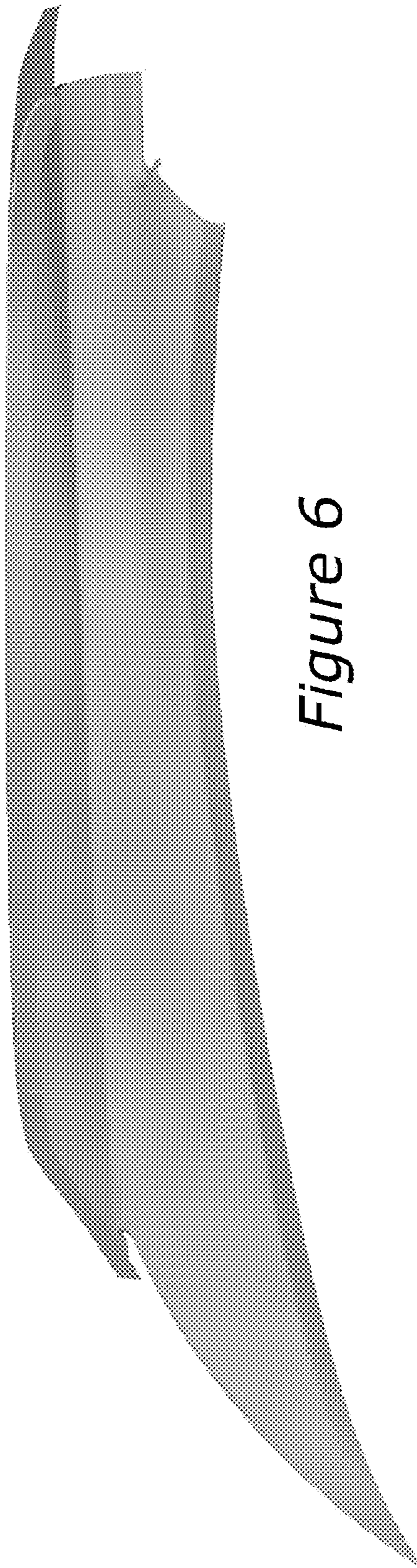


Figure 6