



US00D603744S

(12) **United States Design Patent**
Larsen

(10) **Patent No.:** **US D603,744 S**
(45) **Date of Patent:** **** Nov. 10, 2009**

(54) **RING**

D574,744 S 8/2008 Larsen
D590,736 S * 4/2009 Larsen D11/38
D590,737 S * 4/2009 Larsen D11/38

(76) Inventor: **J Courtney Larsen**, 6164 Spruce
Meadows Loop, Anchorage, AK (US)
99507

(**) Term: **14 Years**

(21) Appl. No.: **29/326,665**

(22) Filed: **Oct. 22, 2008**

Related U.S. Application Data

(62) Division of application No. 29/295,064, filed on Sep.
20, 2007, now abandoned.

(51) **LOC (9) Cl.** **11-01**

(52) **U.S. Cl.** **D11/38**

(58) **Field of Classification Search** D11/26-39,
D11/3; 63/15.1-15.4, 15.45, 15.5, 15.6,
63/15.65, 15.7, 26-27

See application file for complete search history.

(56) **References Cited**

U.S. PATENT DOCUMENTS

D136,039 S 7/1943 Lampl
D243,599 S * 3/1977 Gilmartin D11/27
6,260,383 B1 7/2001 Warren et al.
D491,834 S 6/2004 Flynn
D524,185 S * 7/2006 Arlanda D11/38
D534,829 S * 1/2007 Arlanda D11/38
D546,727 S 7/2007 Hardy
D546,728 S 7/2007 Hardy
D557,170 S 12/2007 Hardy
D569,295 S 5/2008 Doughty

OTHER PUBLICATIONS

Ring. www.exceedingperfection.com/sample.php. Accessed Aug.
10, 2009.*

Inventor Affidavit as to dates of disclosure and/or sale (attached).

U.S. Appl. No. 29/326,656, filed Oct. 22, 2008; Inventor: J Courtney
Larsen.

U.S. Appl. No. 29/326,664, filed Oct. 22, 2008; Inventor: J Courtney
Larsen.

* cited by examiner

Primary Examiner—Cathron C Brooks

Assistant Examiner—Melanie Levy

(74) *Attorney, Agent, or Firm*—Margaret Polson; Oppedahl
Patent Law Firm LLC

(57) **CLAIM**

The ornamental design for a ring, as shown and described.

DESCRIPTION

FIG. 1 is a top and bottom plan view, which are identical, of
my new design for a ring.


FIG. 2 is a right side or left side elevation view, which are
identical, of FIG. 1.

FIG. 3 is a front side or rear side elevation view, which are
identical, of FIG. 1.

FIG. 4 is a cut away view taken along line 4—4 of FIG. 3; and,

FIG. 5 is a top perspective view of FIG. 1.

1 Claim, 2 Drawing Sheets






FIG. 1




FIG. 3

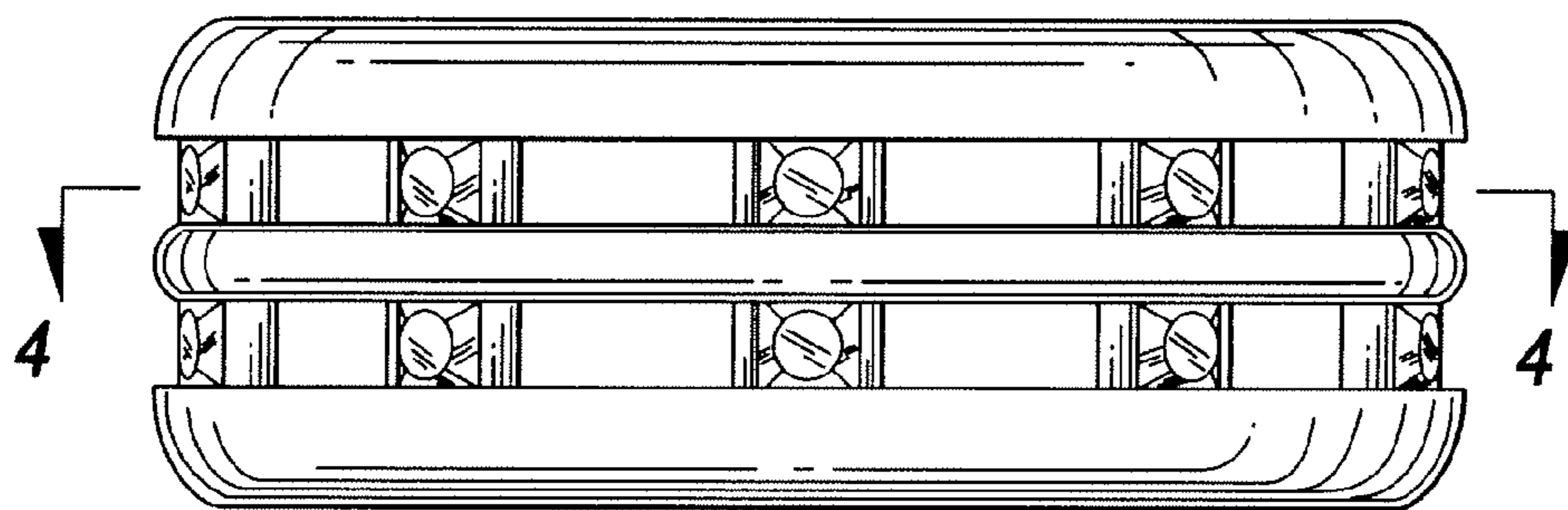


FIG. 2

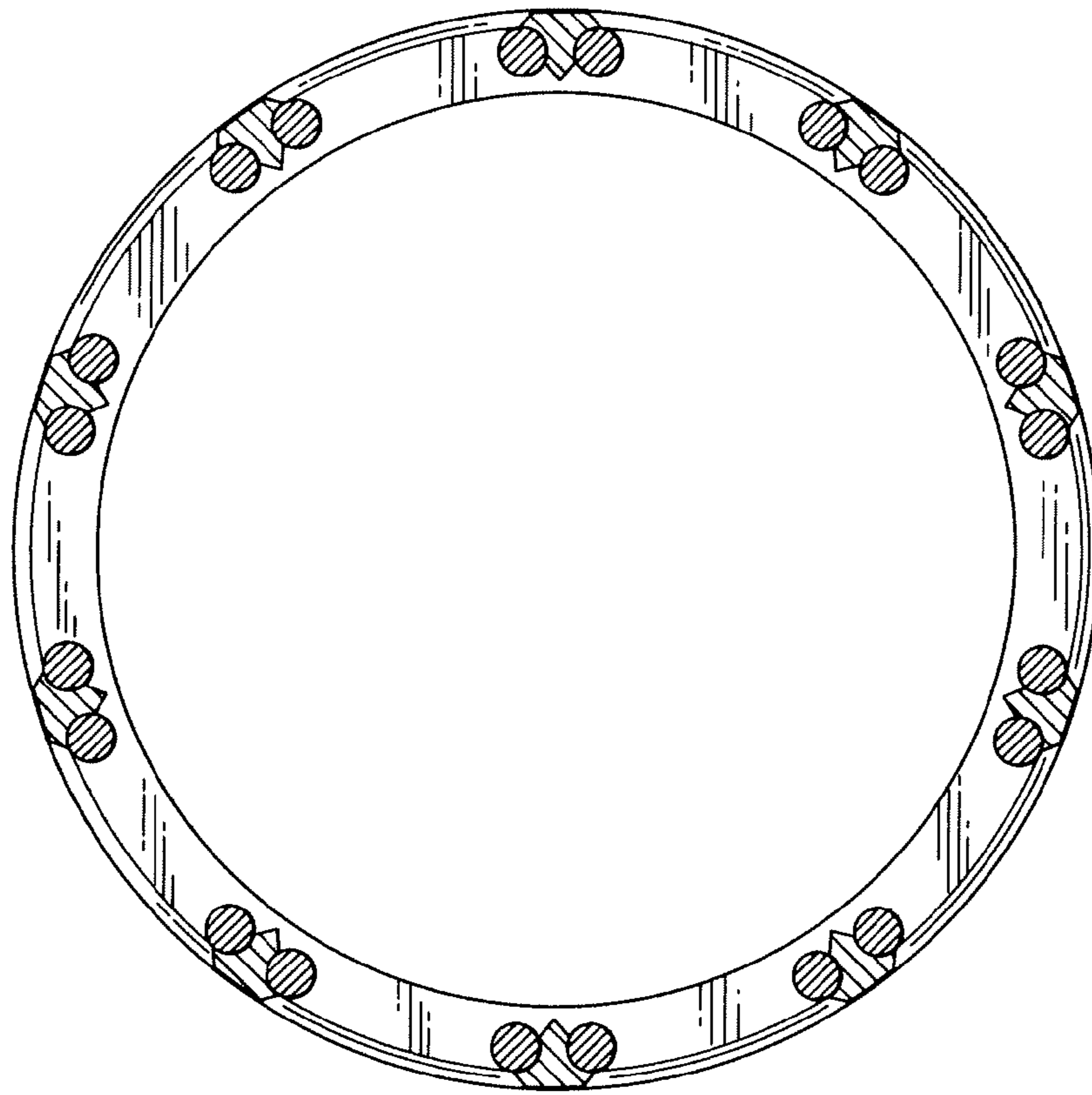


FIG. 4

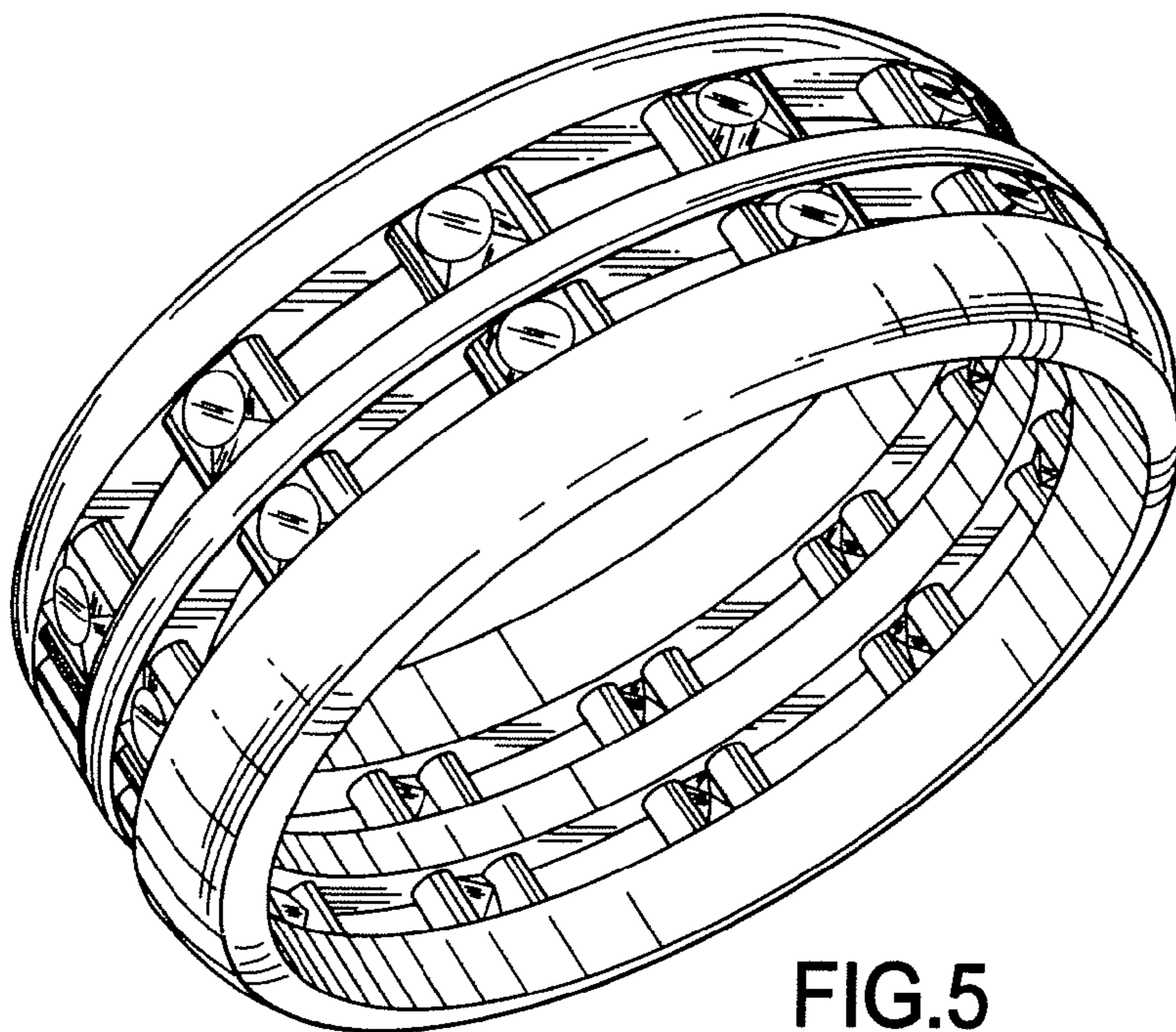


FIG. 5