



US00D603741S

(12) **United States Design Patent**  
**Waldman**

(10) **Patent No.:** **US D603,741 S**

(45) **Date of Patent:** **\*\* Nov. 10, 2009**

(54) **WATCH FACE**

(75) **Inventor:** **Matthew Waldman**, New York, NY  
(US)

(73) **Assignee:** **Nooka, Inc.**, New York, NY (US)

(\*\*) **Term:** **14 Years**

(21) **Appl. No.:** **29/249,537**

(22) **Filed:** **Oct. 11, 2006**

(51) **LOC (9) Cl.** ..... **10-02**

(52) **U.S. Cl.** ..... **D10/125**

(58) **Field of Classification Search** ..... D10/30-39,  
D10/122-126, 15; 368/29-30, 239-242,  
368/82-84, 276, 281, 282, 285, 223, 228,  
368/232, 80

See application file for complete search history.

(56) **References Cited**

**U.S. PATENT DOCUMENTS**

3,889,460	A *	6/1975	Yasukawa et al. ....	368/217
D244,433	S *	5/1977	Banks .....	D10/38
4,205,312	A *	5/1980	Nelson .....	345/56
4,212,159	A *	7/1980	Noble et al. ....	368/82
D265,062	S *	6/1982	Hirabayashi .....	D10/38
4,379,641	A *	4/1983	Maezawa et al. ....	368/74
4,403,869	A *	9/1983	Crutcher .....	368/10
4,472,066	A *	9/1984	Murakami .....	368/82
4,488,818	A *	12/1984	Saurer et al. ....	368/71
D278,685	S *	5/1985	Suzuki et al. ....	D10/38
4,639,144	A *	1/1987	Chau .....	368/276
D302,663	S *	8/1989	Basckin .....	D10/32
D303,768	S *	10/1989	Wakamatsu .....	D10/38
D361,530	S *	8/1995	Bulgari .....	D10/39
D361,946	S *	9/1995	Bulgari .....	D10/39
D404,318	S *	1/1999	Slowinski .....	D10/32
D413,529	S *	9/1999	Williams .....	D10/31
D466,030	S *	11/2002	Houlihan .....	D10/30
D466,487	S *	12/2002	Wada et al. ....	D14/138 R

D468,217	S *	1/2003	Lepeu et al. ....	D10/32
D496,590	S *	9/2004	Chung et al. ....	D10/31
6,982,931	B2 *	1/2006	Brewer et al. ....	368/80
D539,670	S *	4/2007	Behling .....	D10/32

\* cited by examiner

*Primary Examiner*—Lucy Lieberman

(74) *Attorney, Agent, or Firm*—George R. McGuire;  
Frederick J. Price; Bond Schoeneck & King, PLLC

(57) **CLAIM**

The ornamental design for a watch face, as shown and described.

**DESCRIPTION**

FIG. 1 is a perspective view of my new and original design for a pixel array watch face extending horizontally and with portions, including the watch band, the time which is digitally presented, and the flat watch body, shown in phantom for environmental purposes only and forming no part of the claimed invention;

FIG. 2 is a top plan view thereof;

FIG. 3 is a top plan view of an alternate embodiment wherein the watch face is flat and is oriented vertically.

FIG. 4 is a perspective view of my new and original design for a pixel array watch face extending horizontally and with portions, including the watch band, the time which is digitally presented, and the curved watch body, shown in phantom for environmental purposes only and forming no part of the claimed invention;

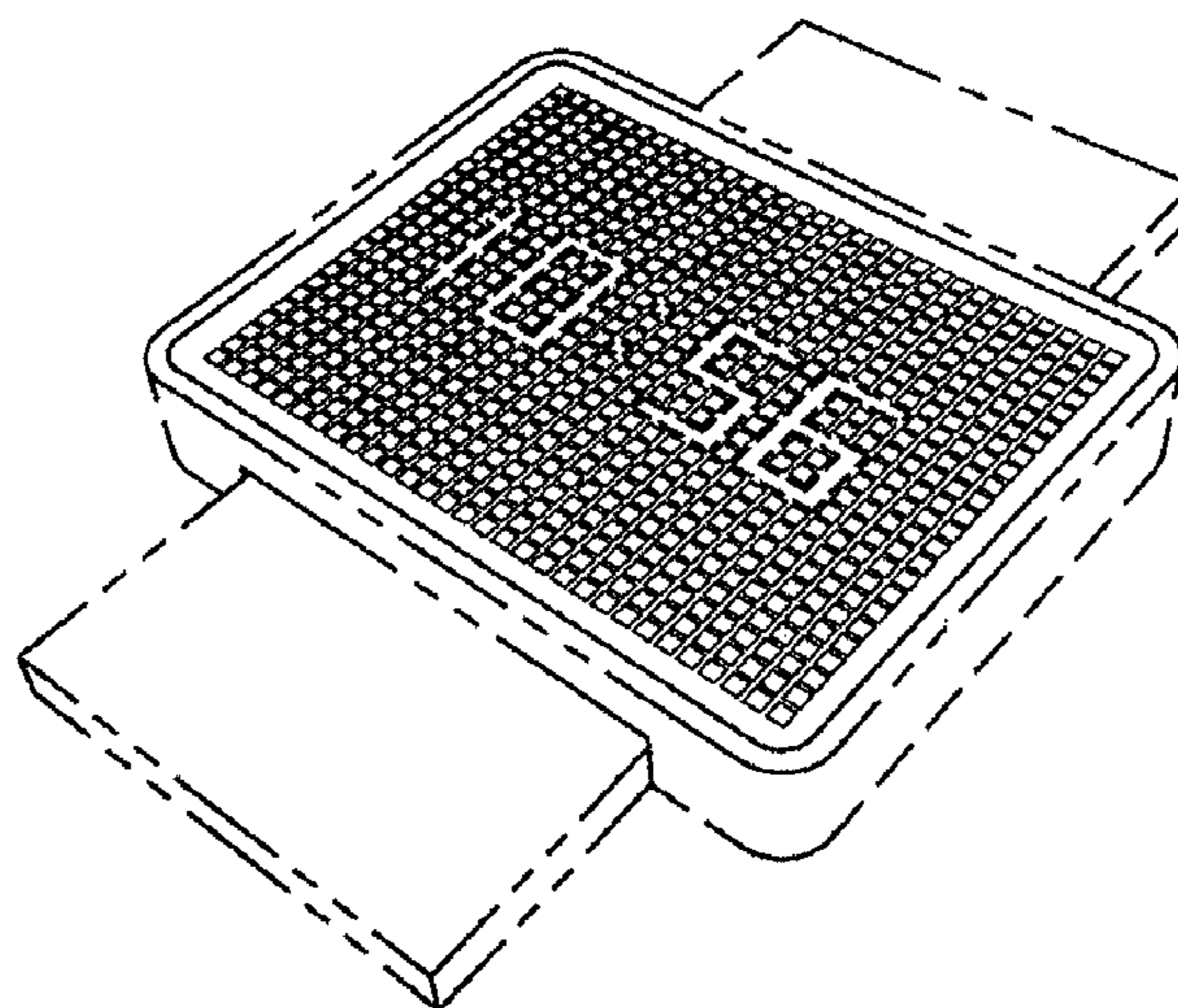
FIG. 5 is a top plan view thereof; and

FIG. 6 is a top plan view of an alternate embodiment wherein the watch face is oriented horizontally; and,

FIG. 7 is a side view of the embodiment shown in FIG. 6.

The broken lines in the drawings are used to show portions of a watch and band that do not form part of the claimed design.

**1 Claim, 2 Drawing Sheets**



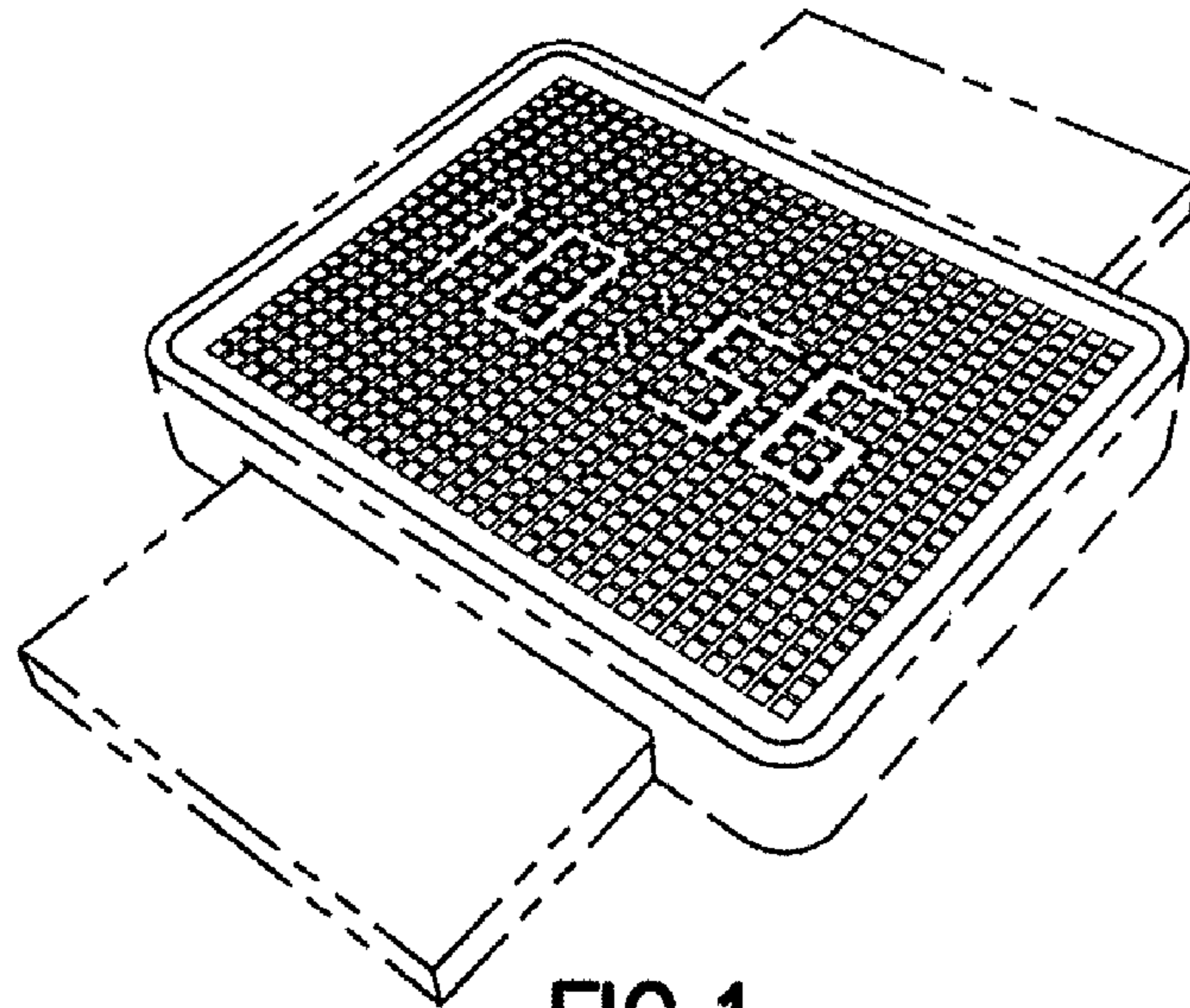


FIG. 1




FIG. 2




FIG. 3

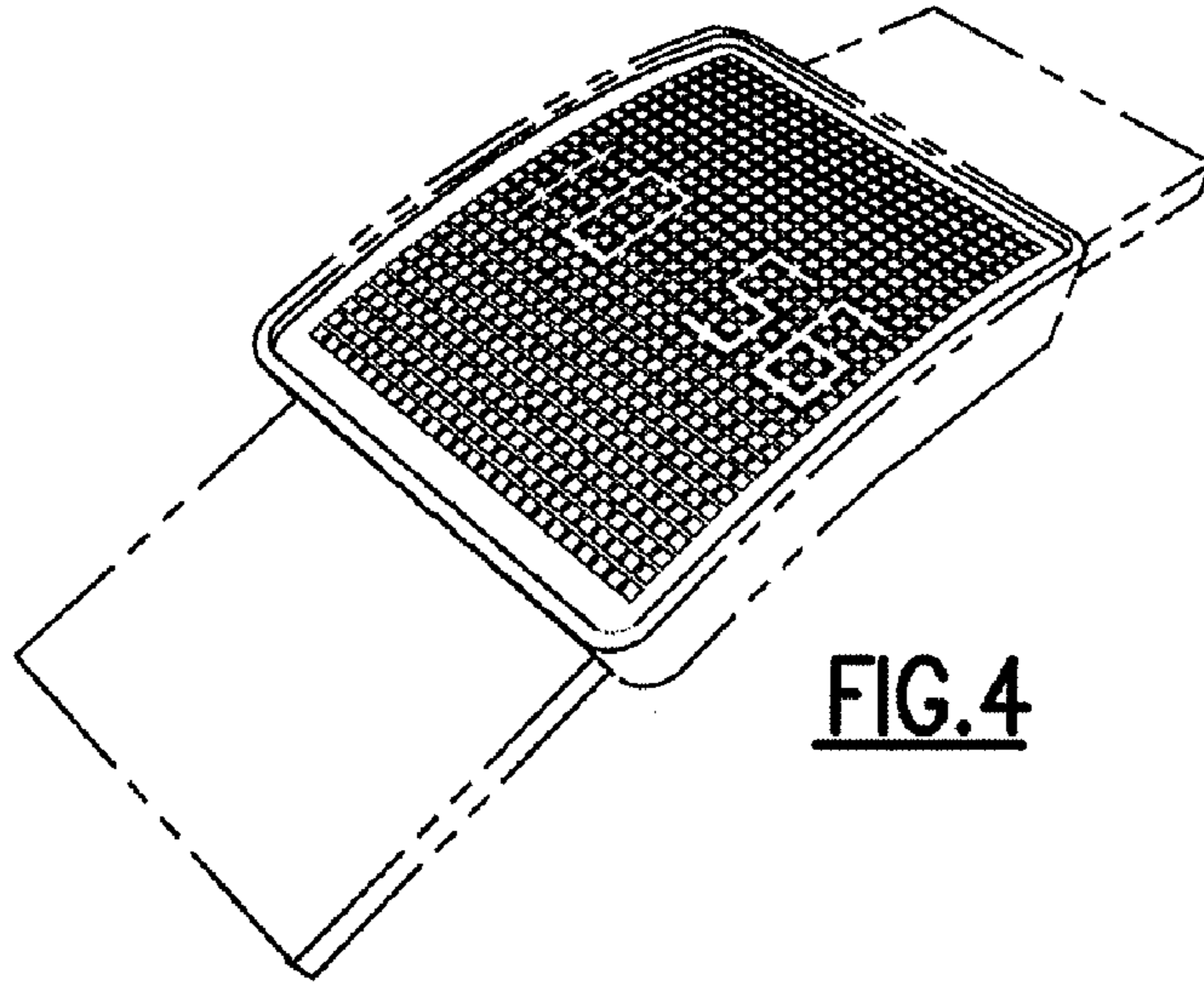


FIG. 4




FIG. 5




FIG. 6




FIG. 7