



US00D603709S

(12) **United States Design Patent**
Lepoitevin

(10) **Patent No.:** **US D603,709 S**

(45) **Date of Patent:** **** Nov. 10, 2009**

(54) **BOTTLE**

(75) Inventor: **Laurent Lepoitevin**, Le Havre Cedex
(FR)

(73) Assignee: **Sidel Participations**, Octeville sur Mer
(FR)

(**) Term: **14 Years**

(21) Appl. No.: **29/309,144**

(22) Filed: **Jun. 26, 2008**

(30) **Foreign Application Priority Data**

Feb. 15, 2008 (EM) 000880695-0008

(51) **LOC (9) Cl.** **09-01**

(52) **U.S. Cl.** **D9/538; D9/520; D9/552;**
D9/557

(58) **Field of Classification Search** D9/502,
D9/516, 690-692, 537-540, 549, 550, 552,
D9/556-557, 565, 643-648, 772-776; 215/382-384;
220/660, 669, 675; D24/197
See application file for complete search history.

(56) **References Cited**

U.S. PATENT DOCUMENTS

5,632,397	A	*	5/1997	Fandoux et al.	215/382
D414,112	S	*	9/1999	Waggaman et al.	D9/520
D417,156	S	*	11/1999	Veyssiere	D9/552
5,988,417	A	*	11/1999	Cheng et al.	215/383
D424,948	S	*	5/2000	Ullmo	D9/540
D425,424	S	*	5/2000	Cheng et al.	D9/520
D466,023	S	*	11/2002	Eickmeier	D9/552
D491,071	S	*	6/2004	Degeyter et al.	D9/565
D496,280	S	*	9/2004	Mero et al.	D9/538
D509,746	S	*	9/2005	Mero et al.	D9/538
D510,271	S	*	10/2005	Mero et al.	D9/538
D559,694	S	*	1/2008	Le Bras-Brown et al.	D9/538

D559,983	S	*	1/2008	Edgett et al.	D24/141
D560,507	S	*	1/2008	Lepoitevin	D9/539 X
D561,042	S	*	2/2008	Darr et al.	D9/556 X
D567,097	S	*	4/2008	Bourne	D9/551
D571,667	S	*	6/2008	Bourne	D9/539
D581,799	S	*	12/2008	Bourne	D9/538
D582,780	S	*	12/2008	Bourne	D9/538

FOREIGN PATENT DOCUMENTS

EM	000914825-0001	*	4/2008
EM	000933932-0001	*	8/2008
EM	001087738-0001	*	2/2009
EM	001087738-0002	*	2/2009
EM	001092415-0001	*	2/2009
GB	2071168	*	3/1998
GB	2103344	*	9/2001
GB	3005054	*	10/2002

* cited by examiner

Primary Examiner—Carol Rademaker

(74) *Attorney, Agent, or Firm*—McKenna Long & Aldridge
LLP

(57) **CLAIM**

The ornamental design for a bottle, as shown and described.

DESCRIPTION

FIG. 1 is a top, front, and right side perspective view of the bottle of the present invention;

FIG. 2 is a bottom, front, and right side perspective view thereof;

FIG. 3 is a right side elevational view thereof;

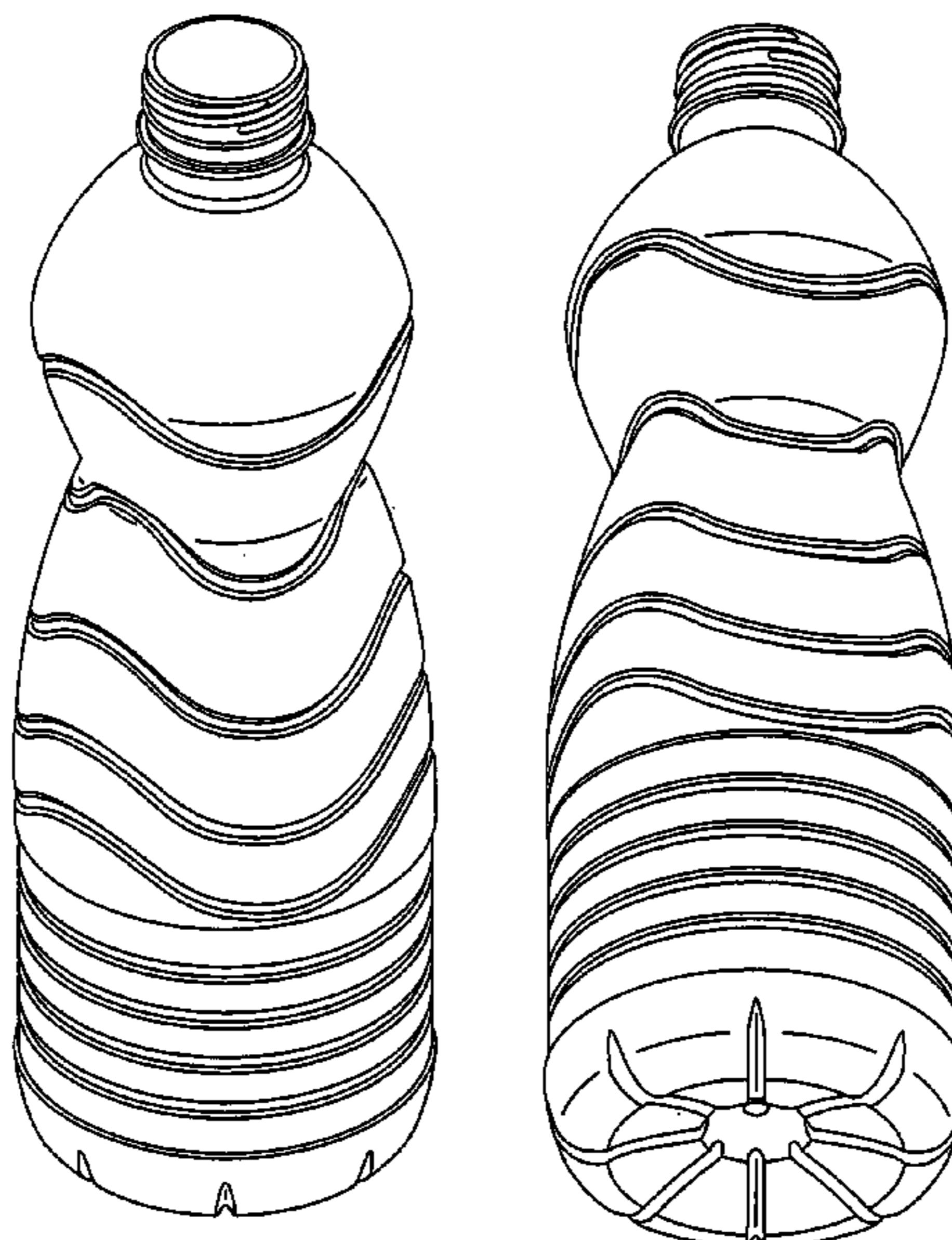
FIG. 4 is a front elevational view thereof;

FIG. 5 is a left side elevational view thereof;

FIG. 6 is a top plan view thereof; and,

FIG. 7 is a bottom plan view thereof.

1 Claim, 6 Drawing Sheets



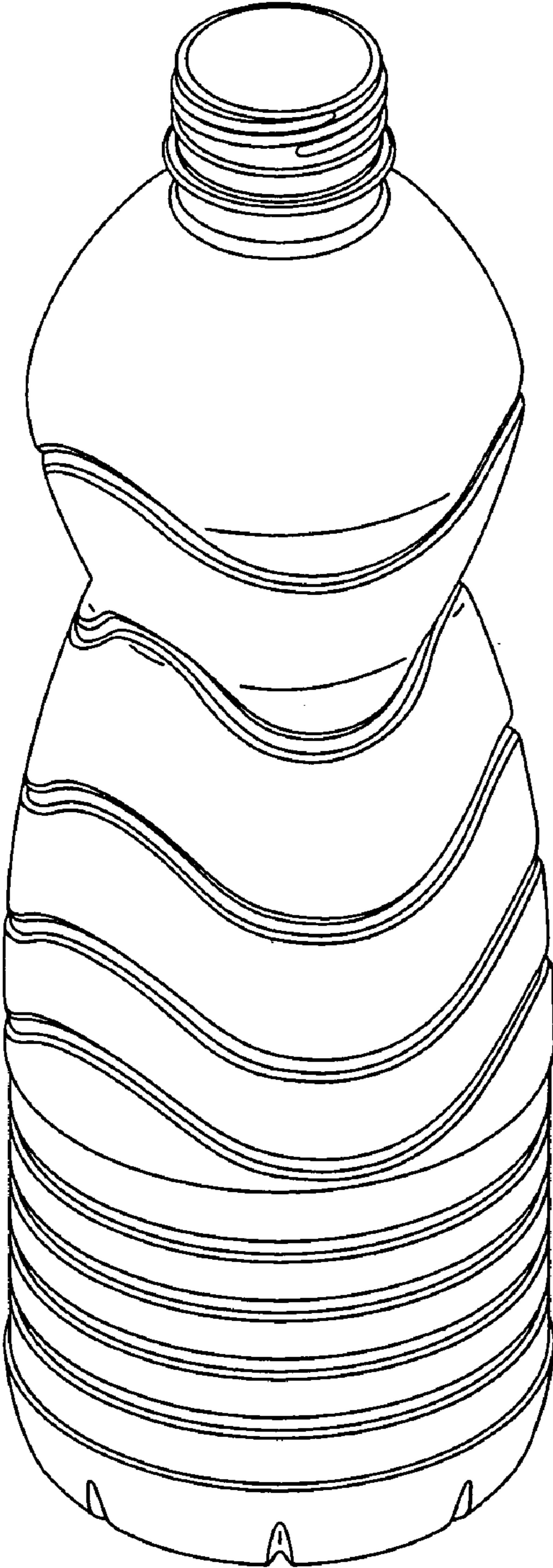


FIG. 1

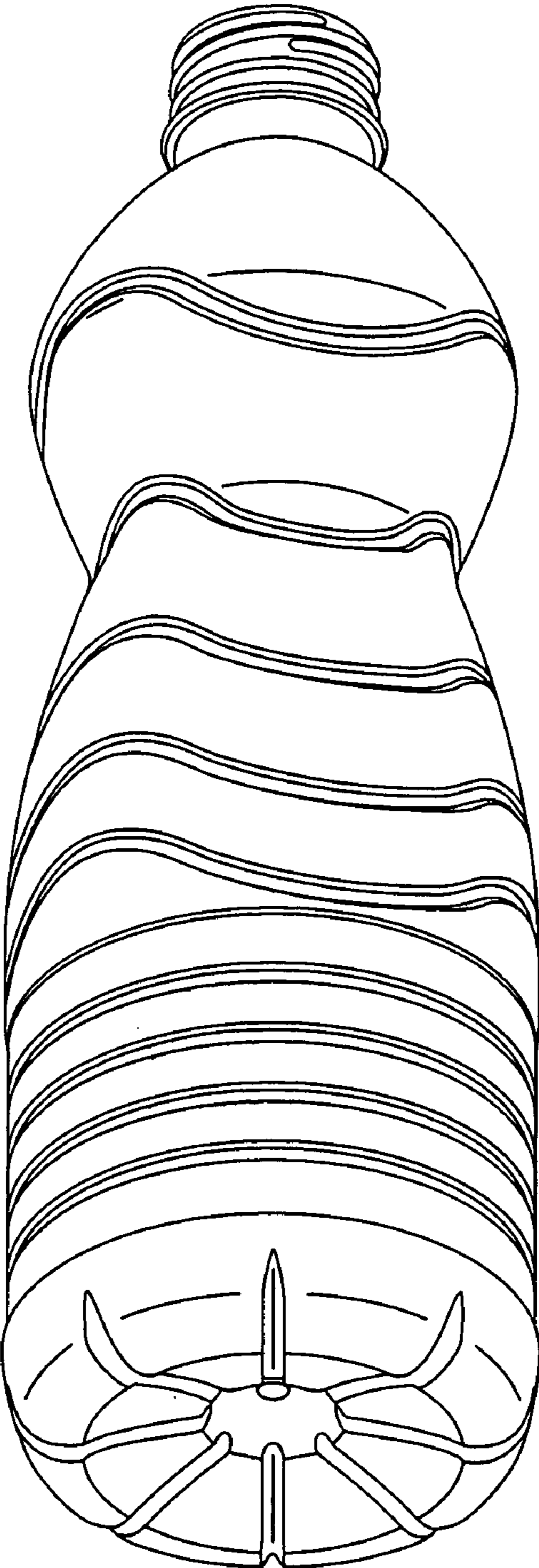


FIG. 2

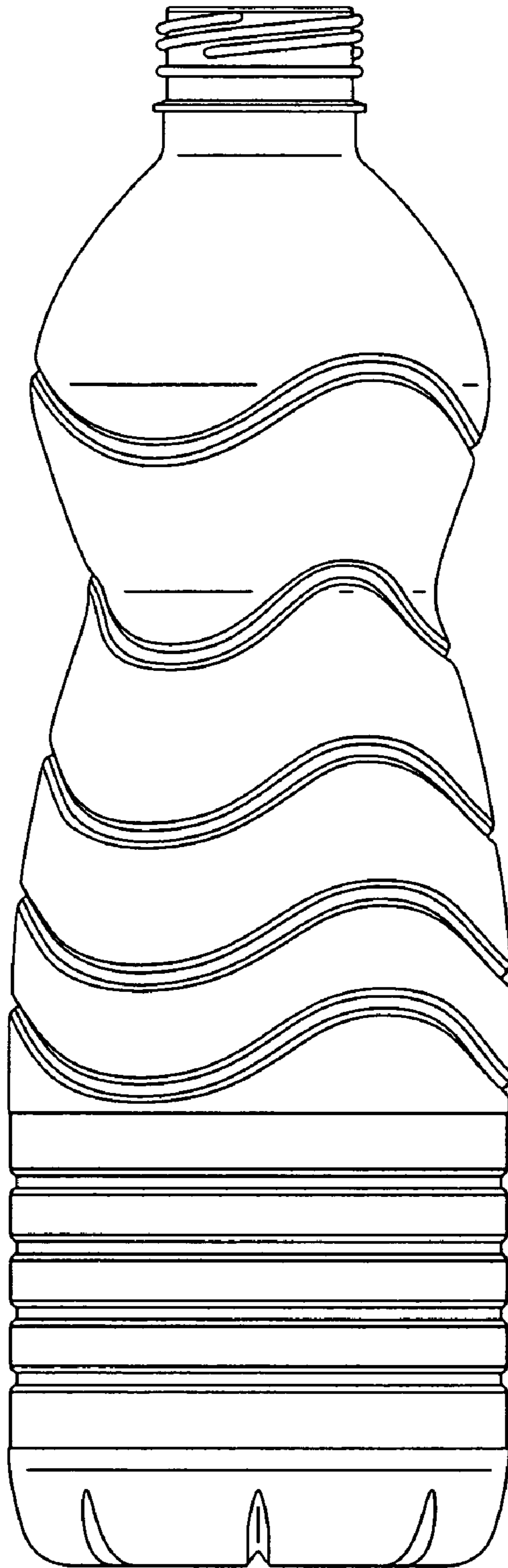


FIG. 3

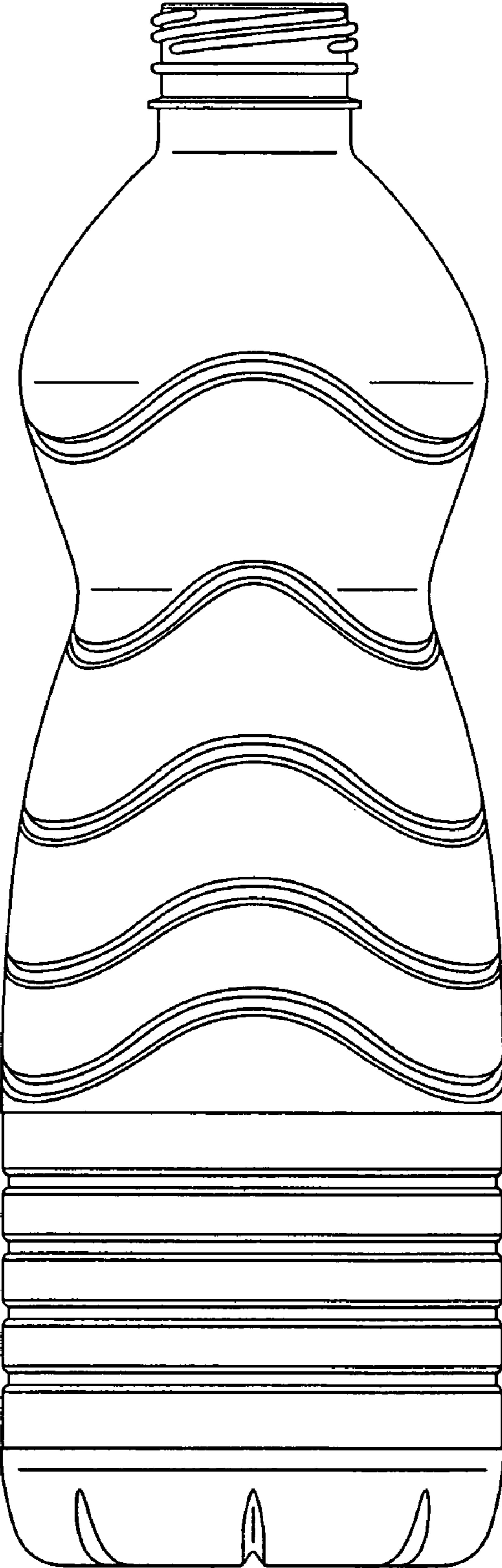


FIG. 4

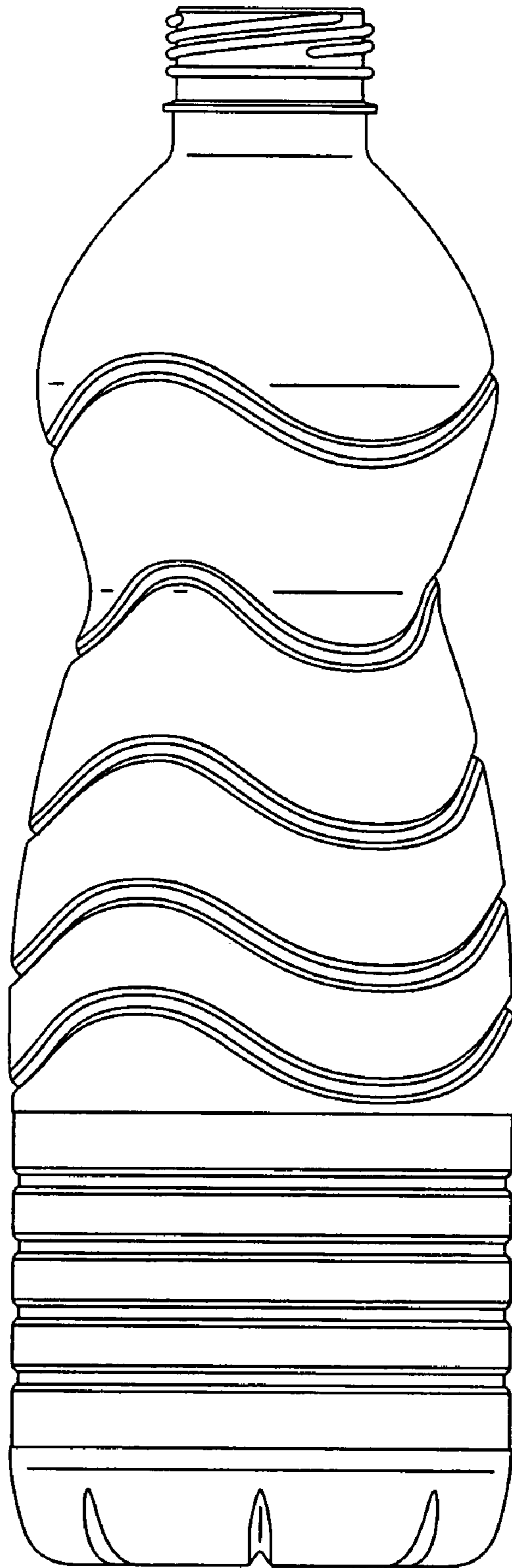


FIG. 5

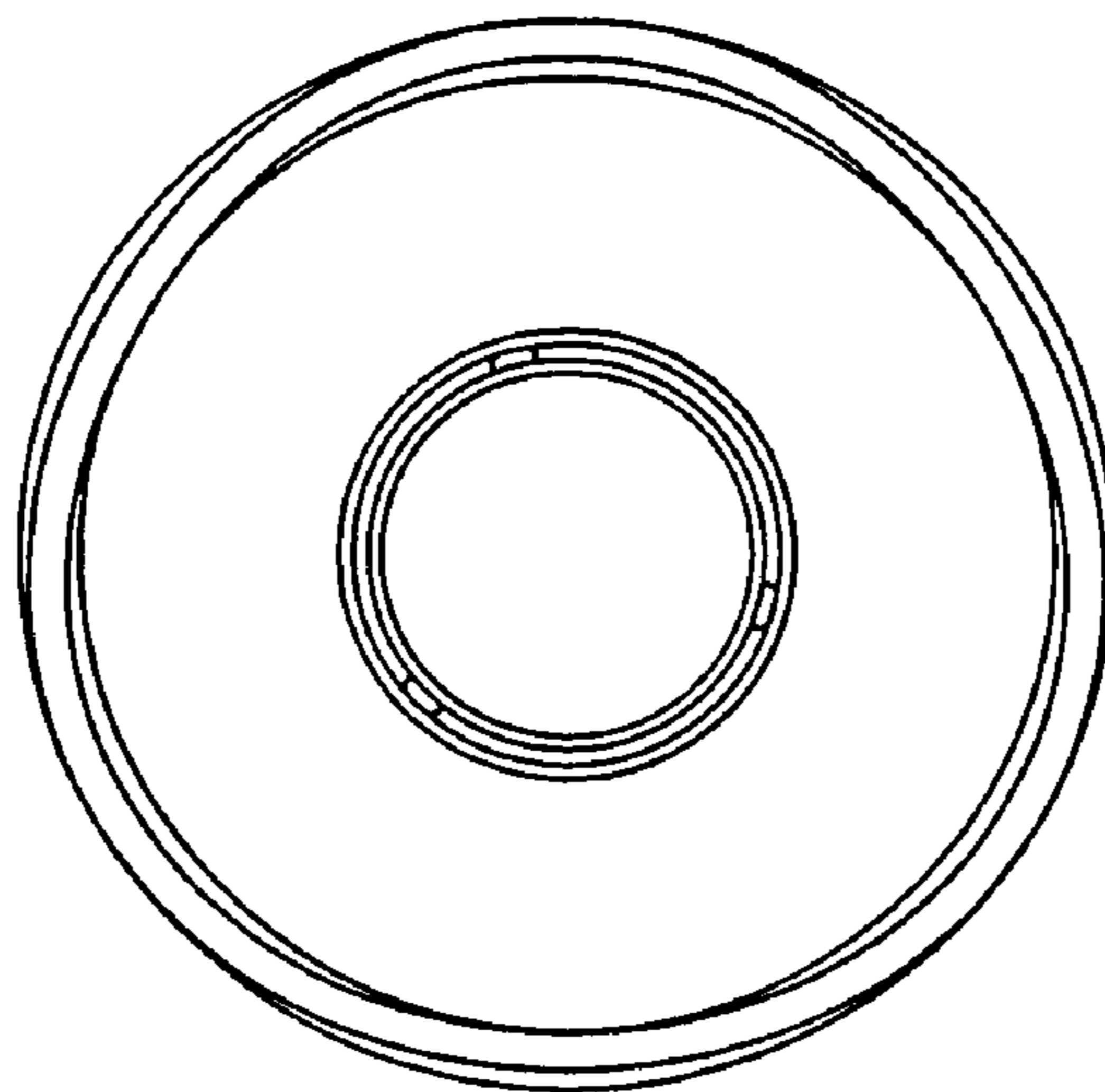


FIG. 6




FIG. 7