



US00D603689S

(12) **United States Design Patent**
Cubides

(10) **Patent No.:** **US D603,689 S**

(45) **Date of Patent:** **** Nov. 10, 2009**

(54) **HANGER**

D534,905 S * 1/2007 Sergi D14/238

* cited by examiner

(75) Inventor: **Wilson Cubides**, Somerset, NJ (US)

Primary Examiner—Holly H Baynham

(73) Assignee: **Art Materials Service Inc.**, New Brunswick, NJ (US)

(74) *Attorney, Agent, or Firm*—Andrus, Scales, Starke & Sawall, LLP

(**) Term: **14 Years**

(57) **CLAIM**

(21) Appl. No.: **29/324,700**

The ornamental design for a hanger, as shown and described.

(22) Filed: **Sep. 18, 2008**

DESCRIPTION

(30) **Foreign Application Priority Data**

Jun. 5, 2008 (EP) 00946876-00001

FIG. 1 is top view of a hanger showing my new ornamental design;

(51) **LOC (9) Cl.** **08-05**

FIG. 2 is a view taken from the right side of FIG. 1;

(52) **U.S. Cl.** **D8/373**

FIG. 3 is a view taken from the left side of FIG. 1;

(58) **Field of Classification Search** D8/349,
D8/354, 373; 248/300, 339, 301-304
See application file for complete search history.

FIG. 4 is a front elevational view the hanger shown in FIG. 1;

FIG. 5 is a bottom view of the hanger shown in FIG. 1;

FIG. 6 is a front elevational view of the hanger shown in FIG. 5; and,

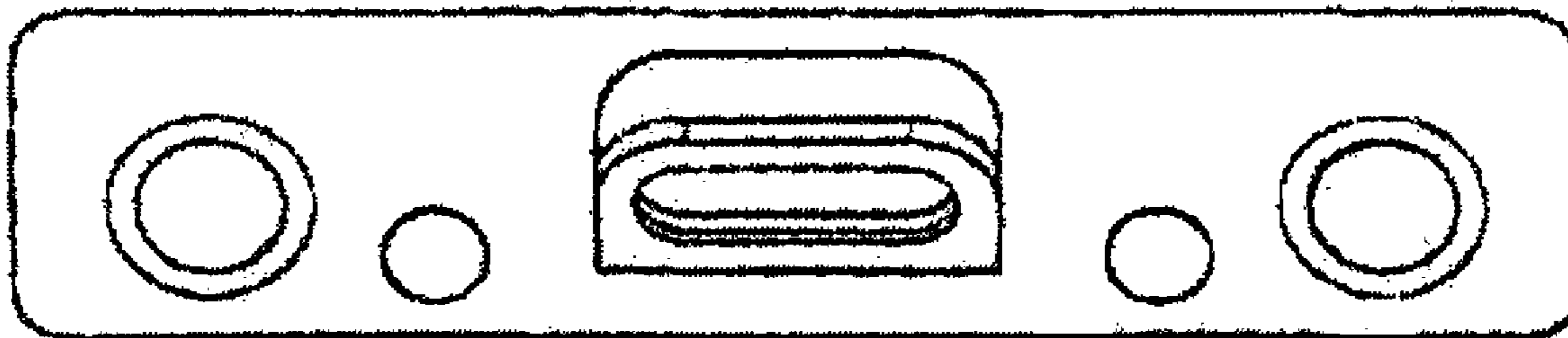
(56) **References Cited**

FIG. 7 is a perspective view of the hanger of FIG. 1 connected to a rope shown in broken lines for illustrative purposes and forming no part of the claimed design.

U.S. PATENT DOCUMENTS

D510,258 S * 10/2005 Glass et al. D8/373

1 Claim, 1 Drawing Sheet






FIG. 6



FIG. 3

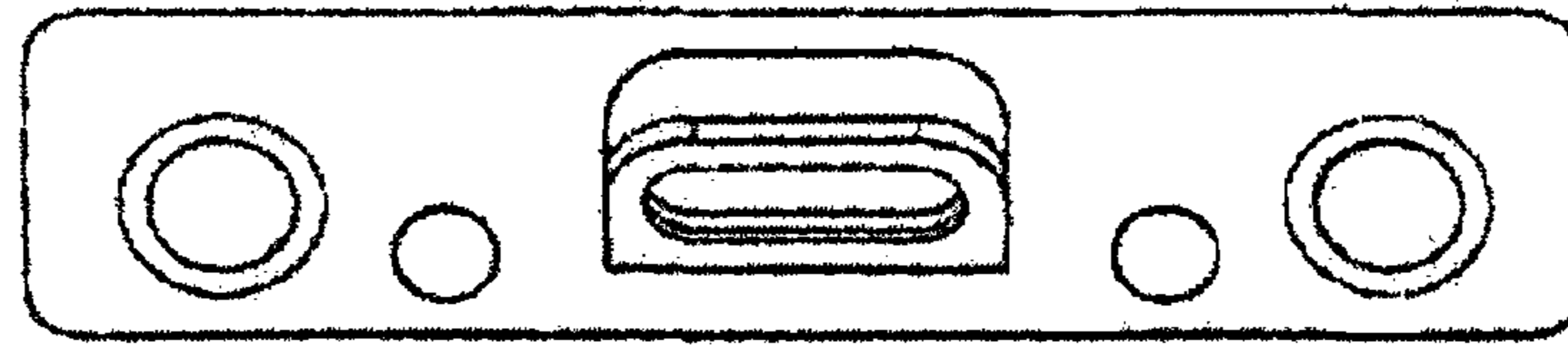


FIG. 1



FIG. 2




FIG. 4

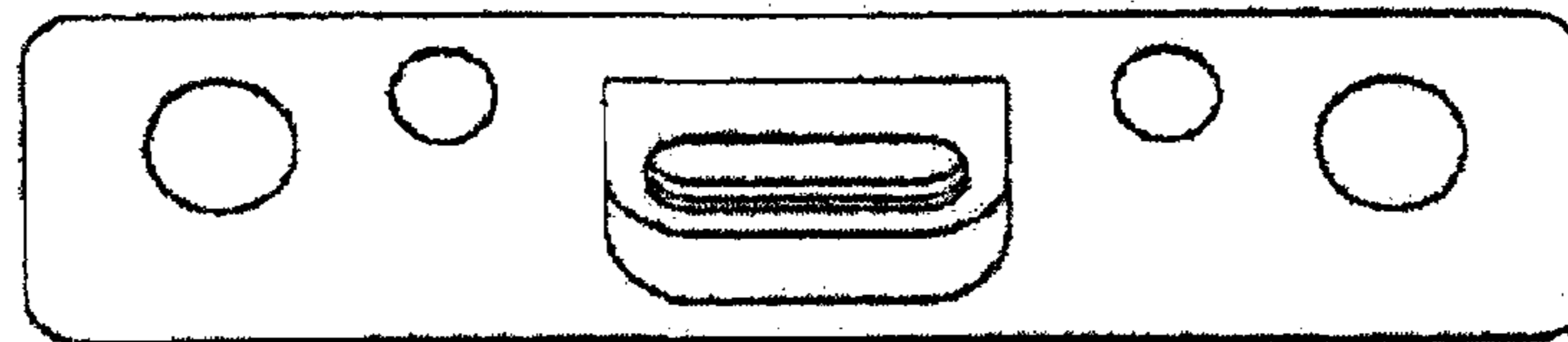


FIG. 5

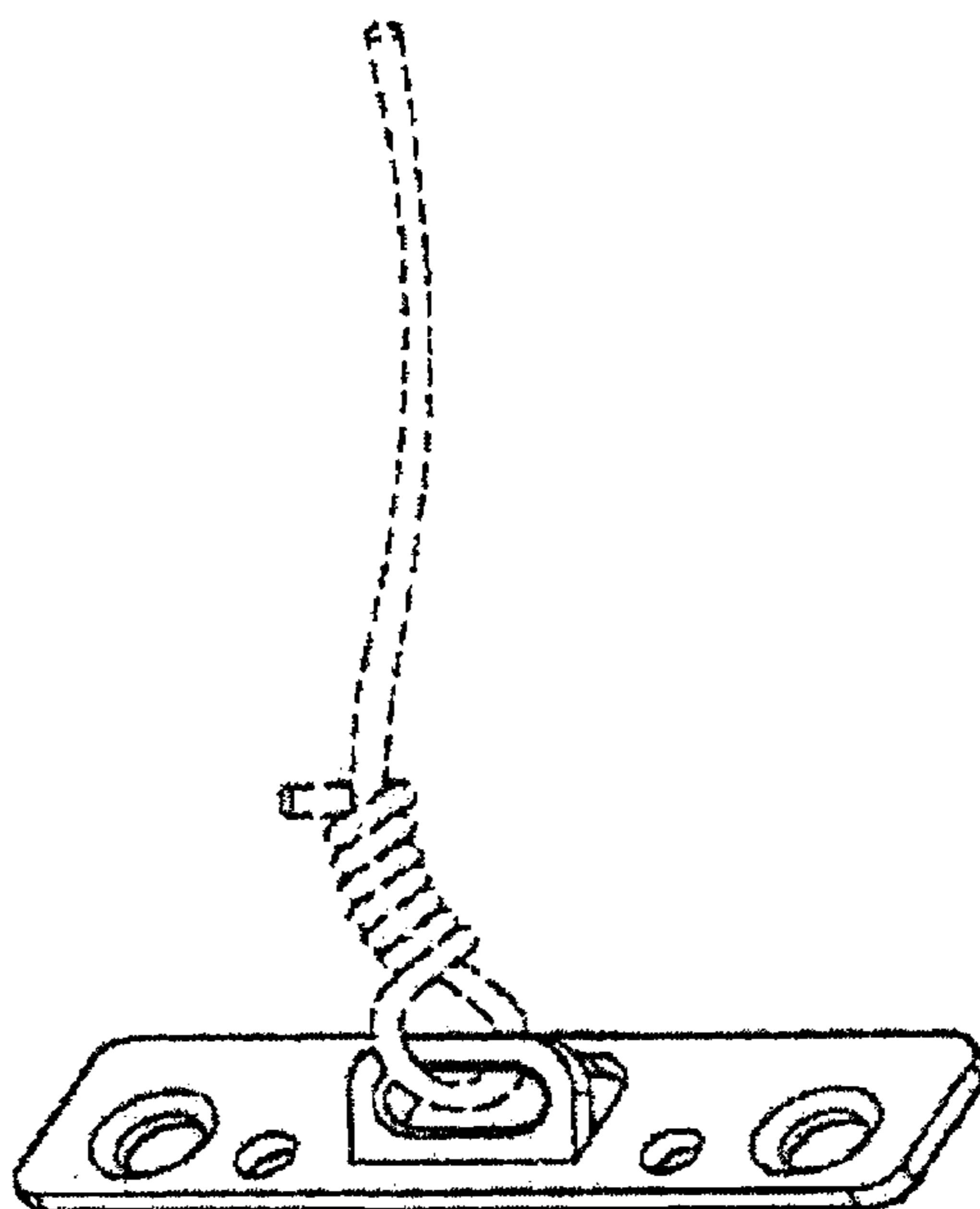


FIG. 7